

Fremont High School

575 W Fremont Ave., Sunnyvale, CA 94087 • fhs.fuhisd.org • 408.522.2400 • CEEB: 053460

2019-2020 School Profile



Established in 1923, Fremont High School offers a comprehensive program to students from Sunnyvale and Cupertino in the heart of Silicon Valley. Former Secretary of Education, Arne Duncan, who visited FHS in May of 2013 noted, "This school reflects, I think, the best of the United States. It's incredibly diverse, with many first-generation college-goers, many who are new to the country who are chasing the American Dream and a high-quality education." FHS has a modified block schedule with each class meeting three times per week: twice for a longer block and once for a shorter 45-minute block. There is a Flex period three times per week where students can pre-designate their location to access teachers for support or enrichment activities.

Bryan Emmert, Principal
 Assistant Principals
 Jeff Rosado (A-Go)
 Sydney Fernandez (Gr-O)
 Susan Rocha (P-Z)
 Deans of Students
 Chris Moore (A-Ln)
 George Bechara (Lo-Z)
 Guidance Counselors
 Sandy Woosley/Sherry Fazzio (A-D)
 Vanessa Goulart (E-LI)
 Ana Franco (Lm-Ra)
 Dan Amezcuita (Rb-Z)
 College/Career Advisor
 Lupita Yanez
 Registrar
 Laine Sazon

Unique features of FHS include the following:

- An AVID program that serves eight percent of our student body;
- Career Technical Education (CTE) programs including engineering, automotive technology, and culinary careers;
- An award-winning robotics team;
- Outstanding visual and performing arts programs, including an award winning Marching Band, Color Guard, and Concert Band; three choirs; a drama program with five or more performances each year; and art classes in Ceramics and 3D-Design;
- An athletic program with 17 sports teams, a cheer team, and a dance team;
- Over 50 student clubs and significant participation by students in Link Crew
- Students complete thousands of hours of service to the community each year even though volunteer work is not required for graduation;
- A partnership with Stanford University Professional Development School and membership with the Stanford Teacher Education Program Partnership Council.

Class of 2020 by the Numbers

488
students

8 National Merit
Semi-finalists

16 National Merit
Commended

GPA Distribution for Class of 2020

Individual class rank is not reported. To evaluate student performance, use the grade distribution chart below showing the number of students in each unweighted, cumulative 9-12 GPA category.

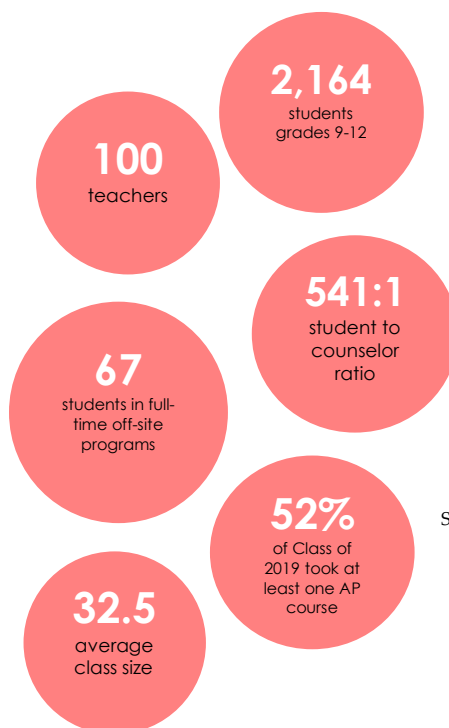
4.0	22 (4.5%)
3.5 -- 3.99	133 (27.3%)
3.0 - 3.49	115 (23.6%)
2.5 - 2.99	83 (17.0%)
2.0 - 2.49	76 (15.6%)
< 2.0	59 (12.1%)

Data as of 09/13/19

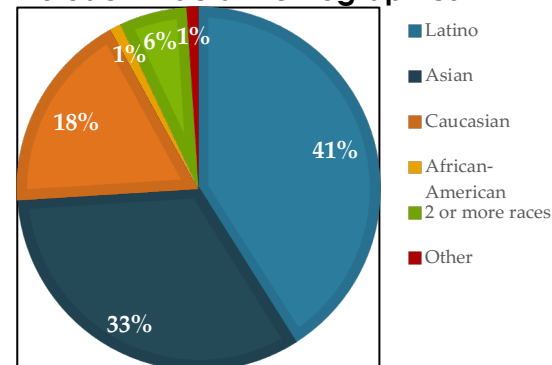
GPA and Related Procedures

- Credits are posted at the end of each semester.
- Each semester class is 5 credits; most FUHSD classes are yearlong (10 credits) and meet for 150 instructional hours.
- GPA is calculated at the end of each semester (A=4; B=3; C=2; D=1; F=0). Honors and AP classes are not given additional point values.
- Cumulative GPA is all coursework from grade 9 to current. University GPA is college-prep academic courses only.
- Coursework earning P (Pass), NM (No Mark), I (Incomplete), W (Withdraw) is not calculated into the GPA.
- Coursework from non-accredited or out-of-country schools are transferred as Pass/Fail.


FHS by the Numbers



Student Racial Demographics



Additional Student Demographics



Graduation Requirements

Subject	Credits
English (4 years)	40
Social Science (3 years)	30
Mathematics (2 years; min. Algebra 1 and Geometry)	20
Science (2 years; life and physical)	20
Physical Education (2 years)	20
Electives (includes courses beyond subject area requirements)	70
1 year in each of 2 of the following 3 areas:	
World Language	
Visual/Performing Arts	20
Applied Academics (includes Career Technical Education, Programming, Work Experience)	
Total Credits	220

School and District Policies

Students typically take 6 courses each year. Students enrolled in AVID, ASB Leadership, Academic Foundations, Learning Skills, or programs including Dual Enrollment, music, and some Career Technical Education pathways may take 7 courses. Due to budgetary constraints, students are generally limited to one course per subject area per year. AP and Honors courses are open access. Students taking AP courses are encouraged to take the corresponding exams. Some students choose to take courses through concurrent enrollment at one of the five local community colleges. This coursework is typically not included on the FUHSD transcript.

AP/Honors at FHS

English

American Lit Honors
AP English Language & Composition
AP English Literature

Mathematics

Pre-Calculus Honors
AP Calculus AB; AP Calculus BC
AP Statistics

Science

Chemistry Honors
Physics Honors
AP Biology; AP Chemistry; AP Physics C
AP Environmental Science

Social Sciences

AP Microeconomics
AP US Government
AP US History

Visual & Performing Arts

AP Studio Art 2D

World Languages

Honors 4 and AP Chinese, French, Japanese, Spanish

Accredited by

Western Association of Schools and Colleges

Spring 2019 Assessment Snapshot

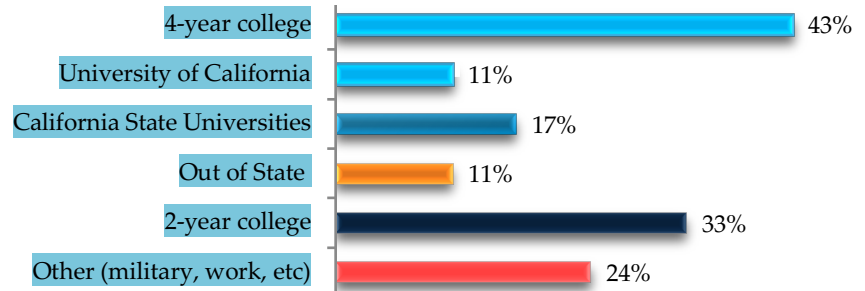
SAT	ACT (from 2018)	CAASPP/Smarter Balanced
253 students	172 students	38% (ELA)/30% (Math)EAP College-Ready
584(R) / 622(M)	28 (R) / 31(M) / 29 (S)	68% ELA/50% (Math)% Standard Met or Exceeded
1196 mean composite	28 mean composite	

Advanced Placement

411 students took 897 exams
80.5% scores of 3 or higher
28.4% scores of 5

Class of 2019 Postsecondary Destinations

(based on survey data and final transcript requests of 454 students)



Recent FHS Graduates (Classes 2015 – 2017) have matriculated at the following postsecondary institutions:

Arizona State University	CSU-Bakersfield
American University	CSU-Channel Islands
Azusa Pacific	CSU-Chico
Boise State University	CSU-East Bay
Boston University	CSU-Fullerton
Brown University	CSU-Humboldt
BYU	CSU-Long Beach
California Institute of Technology	CSU-Monterey Bay
Chapman University	CSU-Northridge
Columbia University	CSU-Sacramento
Cornell University	CSU-San Diego
Dartmouth College	CSU-San Francisco
George Mason University	CSU-San Marcos
Georgetown University	CSU-San Jose
Georgia Tech	CSU-Stanislaus
Howard University	CSU-Sonoma
Iowa State University	All of the schools of the UC system
Lewis and Clark College	University of Illinois at Urbana-Champaign
Marquette University	University of Michigan
Massachusetts Institute of Technology	University of Notre Dame
Michigan State University	University of Oregon
New York University	University of Washington
Oregon State University	University of San Diego
Penn State	University of Southern California
Pepperdine University	University of the Pacific
Princeton University	Cabrillo College
Purdue University	Chabot College
Rochester Institute of Tech	De Anza College
Rutgers University	Evergreen Valley College
Saint Mary's College	Foothill College
Santa Clara University	Menlo College
Stanford University	Mission College
Tuskegee University	San Jose City College
Wake Forest	Skyline College
Yale University	West Valley College