



# North Street School

Panorama Student Survey (School-Level) 3-5  
Spring 2019



Report created by  
Panorama Education



# Summary

Topic Description	Results	Comparison
<p><b>School Belonging</b></p> <p>How much students feel that they are valued members of the school community.</p>	<p><b>64%</b></p> <p>▼1</p> <p>since last survey</p>	<p><b>70%</b> Elementary Schools</p> <p><b>70%</b> Greenwich Public Schools</p>
<p><b>School Climate</b></p> <p>Perceptions of the overall social and learning climate of the school.</p>	<p><b>55%</b></p> <p>▼6</p> <p>since last survey</p>	<p><b>67%</b> Elementary Schools</p> <p><b>67%</b> Greenwich Public Schools</p>
<p><b>School Engagement</b></p> <p>How attentive and invested students are in school.</p>	<p><b>49%</b></p> <p>▼5</p> <p>since last survey</p>	<p><b>56%</b> Elementary Schools</p> <p><b>56%</b> Greenwich Public Schools</p>
<p><b>School Rigorous Expectations</b></p> <p>How much students feel that their teachers hold them to high expectations around effort, understanding, persistence, and performance in class.</p>	<p><b>78%</b></p> <p>▼1</p> <p>since last survey</p>	<p><b>78%</b> Elementary Schools</p> <p><b>78%</b> Greenwich Public Schools</p>
<p><b>School safety</b></p>	<p><b>65%</b></p>	<p><b>68%</b> Elementary Schools</p> <p><b>68%</b> Greenwich Public Schools</p>
<p><b>Valuing of School</b></p> <p>How much students feel that school is interesting, important, and useful.</p>	<p><b>68%</b></p> <p>▼5</p> <p>since last survey</p>	<p><b>71%</b> Elementary Schools</p> <p><b>71%</b> Greenwich Public Schools</p>

182 responses



# School Belonging

Your average

**64%**

182 responses

Change

**▼ 1**

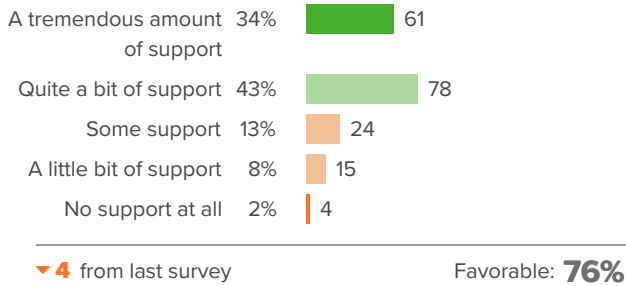
since last survey

School Type average: **70%** Elementary Schools

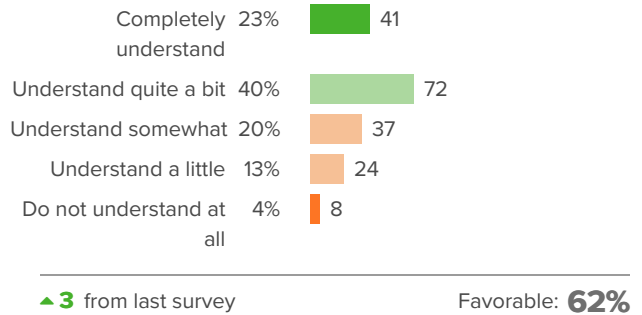
District average: **70%** Greenwich Public Schools

## How did people respond?

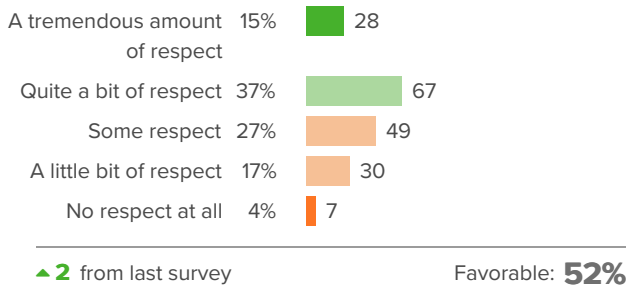
### Q.1: How much support do the adults at your school give you?



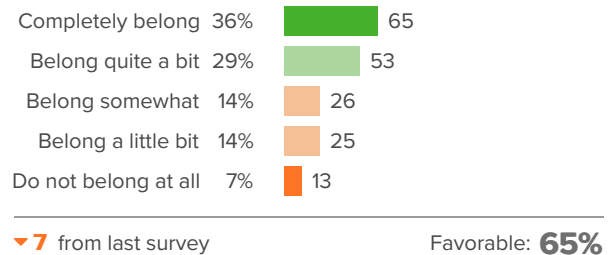
### Q.2: How well do people at your school understand you as a person?



### Q.3: How much respect do students at your school show you?



### Q.4: Overall, how much do you feel like you belong at your school?





# School Climate

Your average

**55%**

182 responses

Change

**▼ 6**

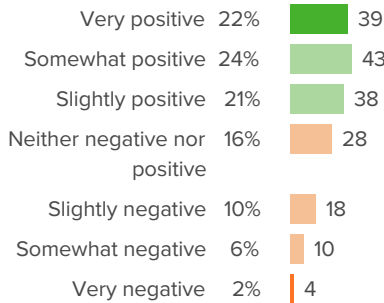
since last survey

School Type average: **67%** Elementary Schools

District average: **67%** Greenwich Public Schools

## How did people respond?

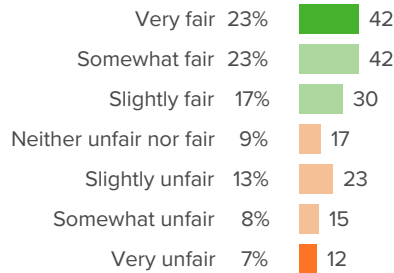
### Q.1: How positive or negative is the energy of the school?



▼ 9 from last survey

Favorable: **67%**

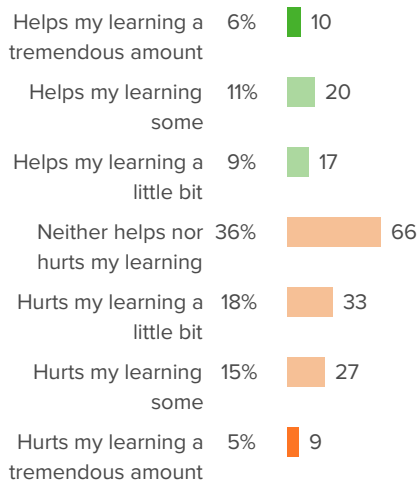
### Q.2: How fair or unfair are the rules for the students at this school?



▲ 0 from last survey

Favorable: **63%**

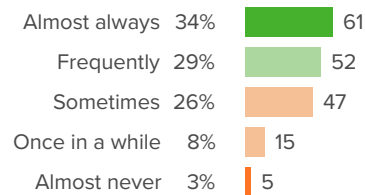
### Q.3: At your school, how much does the behavior of other students hurt or help your learning?



▼ 7 from last survey

Favorable: **26%**

### Q.4: How often do your teachers seem excited to be teaching your classes?



▼ 8 from last survey

Favorable: **63%**



# School Engagement

Your average

**49%**

182 responses

Change

**▼ 5**

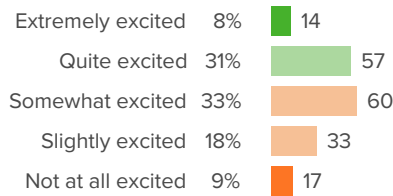
since last survey

School Type average: **56%** Elementary Schools

District average: **56%** Greenwich Public Schools

## How did people respond?

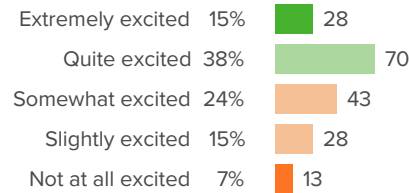
### Q.1: How excited are you about going to your classes?



▼ 3 from last survey

Favorable: **39%**

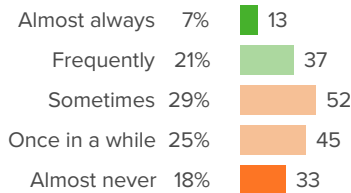
### Q.2: In your classes, how excited are you to participate?



▼ 2 from last survey

Favorable: **54%**

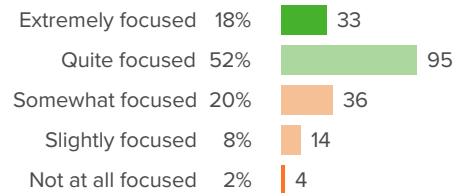
### Q.3: When you are not in school, how often do you talk about ideas from your classes?



▲ 0 from last survey

Favorable: **28%**

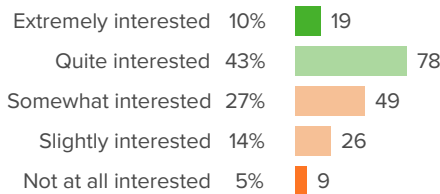
### Q.4: How focused are you on the activities in your classes?



▼ 8 from last survey

Favorable: **70%**

### Q.5: How interested are you in your classes?



▼ 11 from last survey

Favorable: **54%**



# School Rigorous Expectations

Your average

**78%**

182 responses

Change

**▼ 1**

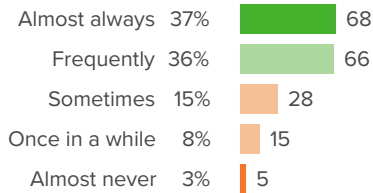
since last survey

School Type average: **78%** Elementary Schools

District average: **78%** Greenwich Public Schools

## How did people respond?

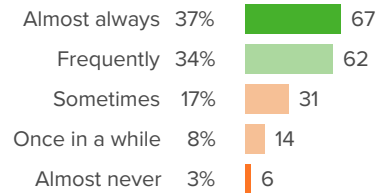
### Q.1: How often do your teachers take time to make sure you understand the material?



▼ 2 from last survey

Favorable: **74%**

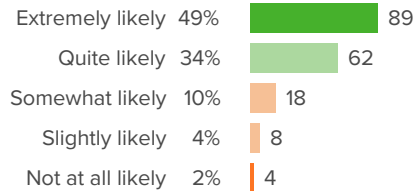
### Q.2: How often do your teachers make you explain your answers?



▲ 5 from last survey

Favorable: **72%**

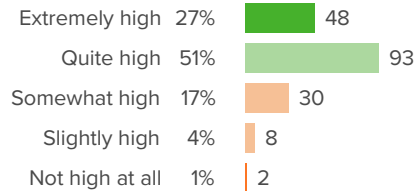
### Q.3: When you feel like giving up, how likely is it that your teachers will make you keep trying?



▼ 3 from last survey

Favorable: **83%**

### Q.4: Overall, how high are your teachers' expectations of you?

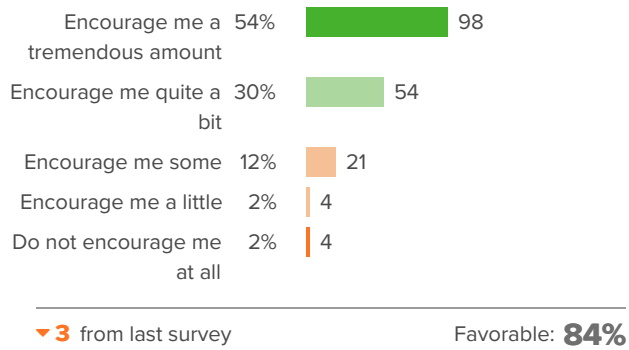


▼ 3 from last survey

Favorable: **78%**



**Q.5: How much do your teachers encourage you to do your best?**





# School safety

Your average

**65%**

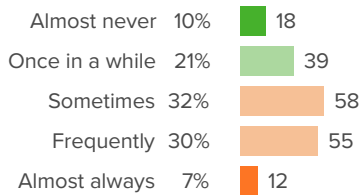
182 responses

School Type average: **68%** Elementary Schools

District average: **68%** Greenwich Public Schools

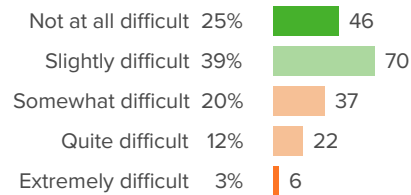
## How did people respond?

### Q.1: How often are people disrespectful to others at your school?



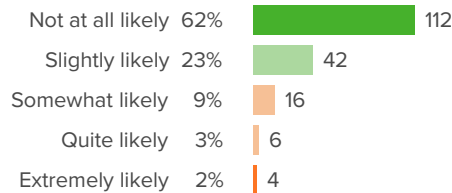
Favorable: **31%**

### Q.2: If a student is bullied in school, how difficult is it for him/her to get help from an adult?



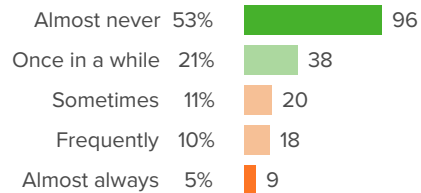
Favorable: **64%**

### Q.3: How likely is it that someone from your school will bully you online?



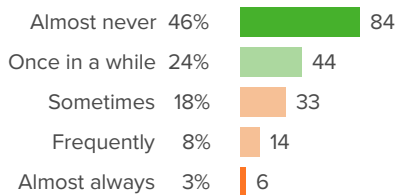
Favorable: **86%**

### Q.4: How often do you worry about violence at your school?



Favorable: **74%**

### Q.5: How often do students get into physical fights at your school?



Favorable: **71%**





# Valuing of School

Your average

**68%**

182 responses

Change

▼ **5**

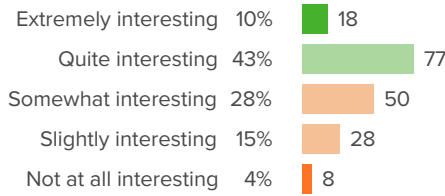
since last survey

School Type average: **71%** Elementary Schools

District average: **71%** Greenwich Public Schools

## How did people respond?

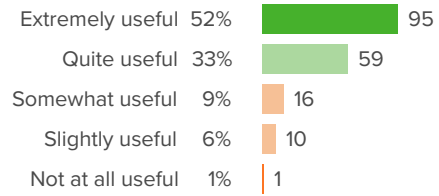
### Q.1: How interesting do you find the things you learn in your classes?



▼ **9** from last survey

Favorable: **52%**

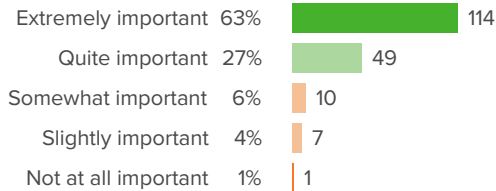
### Q.2: How useful do you think school will be to you in the future?



▲ **1** from last survey

Favorable: **85%**

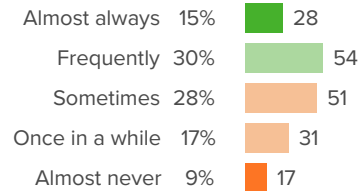
### Q.3: How important is it to you to do well in your classes?



▼ **6** from last survey

Favorable: **90%**

### Q.4: How often do you use ideas from school in your daily life?



▼ **4** from last survey

Favorable: **45%**