



# North Street School

Family-School Relationships Survey  
Spring 2019



Report created by  
Panorama Education



## Summary

Topic Description	Results	Comparison
<p><b>Barriers to Engagement</b></p> <p>Factors that can create challenges for families to interact with or become involved with their child's school. Survey-takers responded to the question, "How big of a problem are the following issues for becoming involved with your child's current school?"</p>	<p><b>87%</b></p> <p>▼ <b>3</b></p> <p>since last survey</p>	<p><b>87%</b> Elementary Schools</p> <p><b>85%</b> Greenwich Public Schools</p>
<p><b>Communication</b></p>	<p><b>31%</b></p>	<p><b>38%</b> Elementary Schools</p> <p><b>37%</b> Greenwich Public Schools</p>
<p><b>Connecticut school climate indicators</b></p>	<p><b>58%</b></p> <p>▼ <b>5</b></p> <p>since last survey</p>	<p><b>62%</b> Elementary Schools</p> <p><b>56%</b> Greenwich Public Schools</p>
<p><b>Family Engagement</b></p> <p>The degree to which families become involved with and interact with their child's school.</p>	<p><b>35%</b></p> <p>▼ <b>5</b></p> <p>since last survey</p>	<p><b>35%</b> Elementary Schools</p> <p><b>26%</b> Greenwich Public Schools</p>
<p><b>Home School Connection</b></p>	<p><b>75%</b></p>	<p><b>74%</b> Elementary Schools</p> <p><b>67%</b> Greenwich Public Schools</p>
<p><b>School Fit</b></p> <p>Families' perceptions of how well a school matches their child's developmental needs.</p>	<p><b>73%</b></p> <p>▼ <b>1</b></p> <p>since last survey</p>	<p><b>75%</b> Elementary Schools</p> <p><b>69%</b> Greenwich Public Schools</p>

119 responses



# Barriers to Engagement

Your average

**87%**

119 responses

Change

▼ **3**

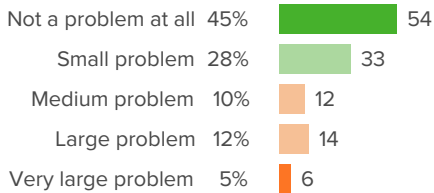
since last survey

School Type average: **87%** Elementary Schools

District average: **85%** Greenwich Public Schools

## How did people respond?

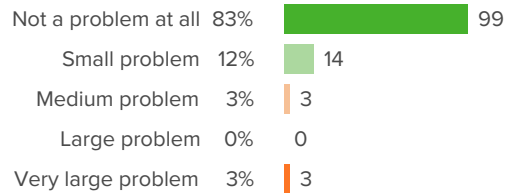
**Q.1: How big of a problem is the following issue for becoming involved with your child's current school: Childcare needs?**



▼ **9** from last survey

Favorable: **73%**

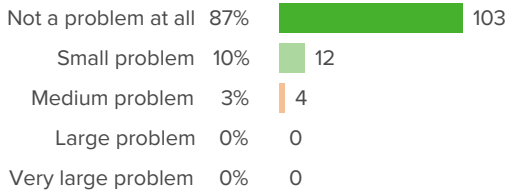
**Q.2: How big of a problem is the following issue for becoming involved with your child's current school: Transportation-related challenges?**



▲ **0** from last survey

Favorable: **95%**

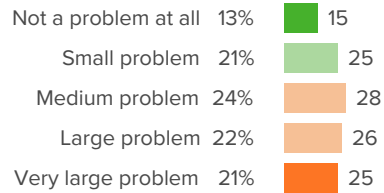
**Q.3: How big of a problem is the following issue for becoming involved with your child's current school: Concerns about getting to the school safely?**



▼ **1** from last survey

Favorable: **97%**

**Q.4: How big of a problem is the following issue for becoming involved with your child's current school: How busy your schedule is?**

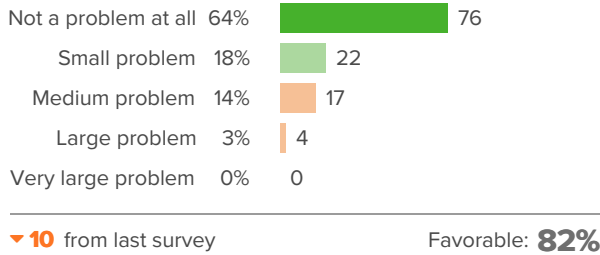


▼ **12** from last survey

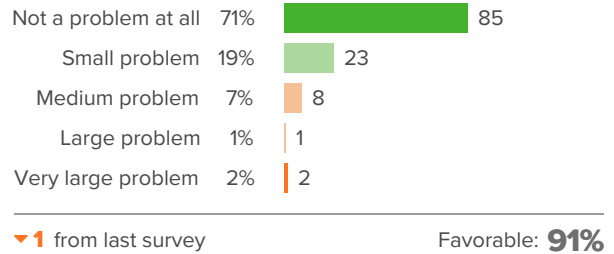
Favorable: **34%**



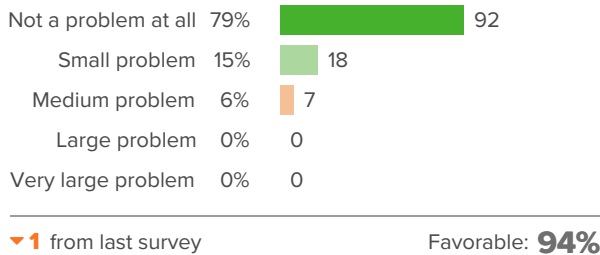
**Q.5: How big of a problem is the following issue for becoming involved with your child's current school: School staff seem too busy?**



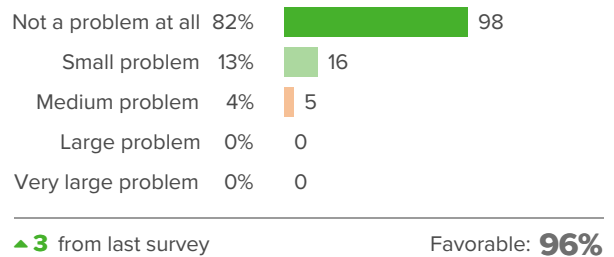
**Q.6: How big of a problem is the following issue for becoming involved with your child's current school: You feel unsure about how to communicate with the school?**



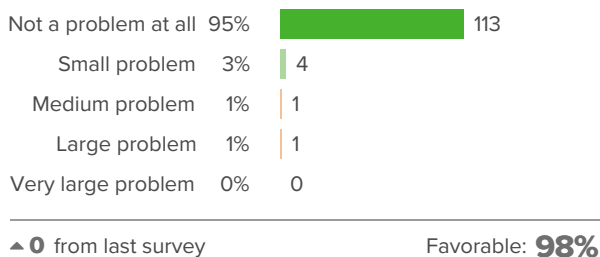
**Q.7: How big of a problem is the following issue for becoming involved with your child's current school: The school provides little information about involvement opportunities?**



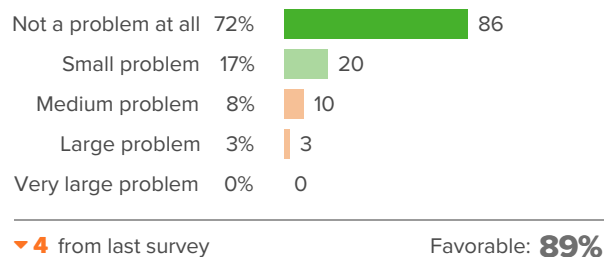
**Q.8: How big of a problem is the following issue for becoming involved with your child's current school: The school is not welcoming to parents?**



**Q.9: How big of a problem is the following issue for becoming involved with your child's current school: The school does not communicate well with people from your culture?**

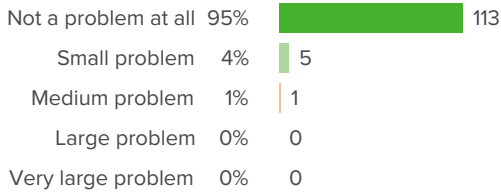


**Q.10: How big of a problem is the following issue for becoming involved with your child's current school: You do not feel a sense of belonging with your child's school community?**



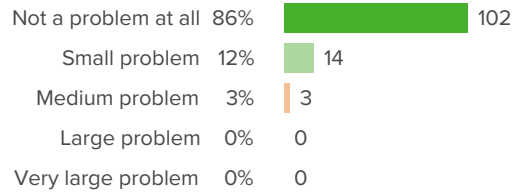


**Q.11: How big of a problem is the following issue for becoming involved with your child's current school: Negative memories of your own school experience?**



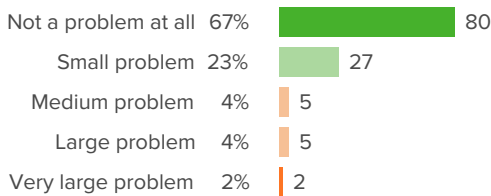
▲ 1 from last survey Favorable: **99%**

**Q.12: How big of a problem is the following issue for becoming involved with your child's current school: Your child does not want you to contact the school?**



▲ 1 from last survey Favorable: **97%**

**Q.13: How big of a problem is the following issue for becoming involved with your child's current school: You worry that adults at the school will treat your child differently if you raise a concern?**



▲ 1 from last survey Favorable: **90%**



# Communication

Your average

**31%**

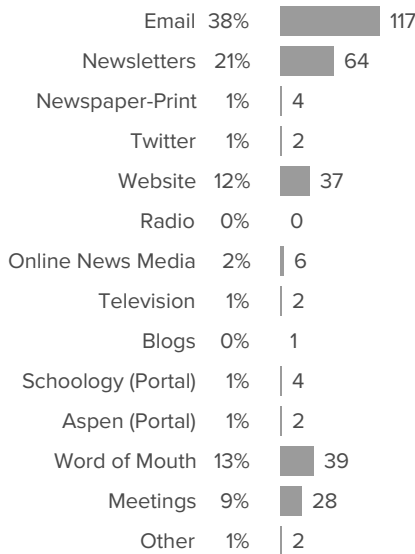
119 responses

School Type average: **38%** Elementary Schools

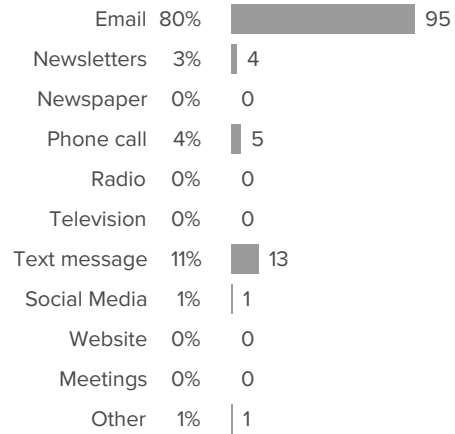
District average: **37%** Greenwich Public Schools

## How did people respond?

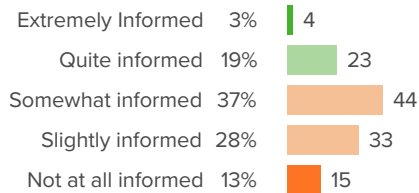
**Q.1: Of the following, which sources do you use the most to get information about the school and district? Please select your top three choices.**



**Q.2: What would be the best way for the school and district to stay in communication with you?**



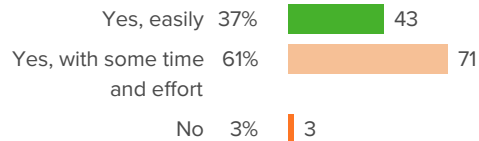
**Q.3: How well informed do you feel about the issues impacting education in the District?**



▼ **14** from last survey

Favorable: **23%**

**Q.4: Considering all of the sources of information available to you, are you able to find the information that is important to you?**

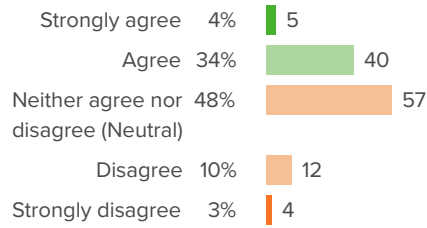


▲ **1** from last survey

Favorable: **37%**



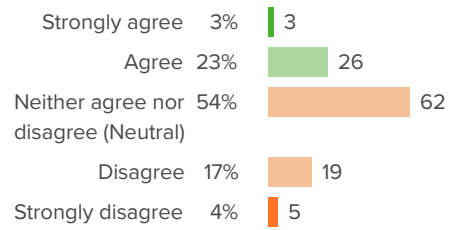
**Q.5: There are adequate opportunities for me to express my concerns and opinions about important issues impacting the Greenwich Public Schools.**



▼ 2 from last survey

Favorable: **38%**

**Q.6: Concerns and opinions expressed by families are seriously considered by school and District leaders.**



Favorable: **25%**



## Connecticut school climate indicators

Your average

**58%**

119 responses

Change

▼ **5**

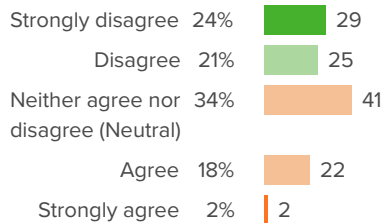
since last survey

School Type average: **62%** Elementary Schools

District average: **56%** Greenwich Public Schools

### How did people respond?

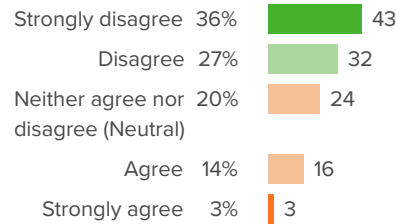
**Q.1: In my child's school, I have seen or heard or seen on social media, students ridiculing, laughing at, cursing at, gossiping about or lying about other students.**



▼ **9** from last survey

Favorable: **45%**

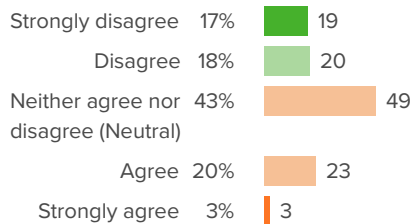
**Q.2: I have seen students at my child's school being physically hurt by other students more than once (for example, pushed, slapped, punched, or beaten up).**



▼ **2** from last survey

Favorable: **64%**

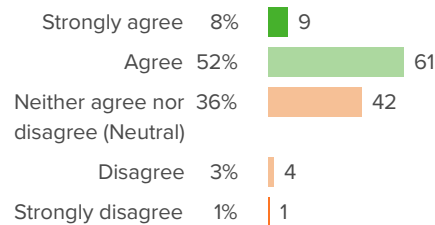
**Q.3: There are groups of students in the school who exclude others and make them feel bad for not being a part of the group.**



▼ **8** from last survey

Favorable: **34%**

**Q.4: Students in my child's school respect each other's differences (for example, gender, race, culture, disability, sexual orientation, learning differences, etc.).**



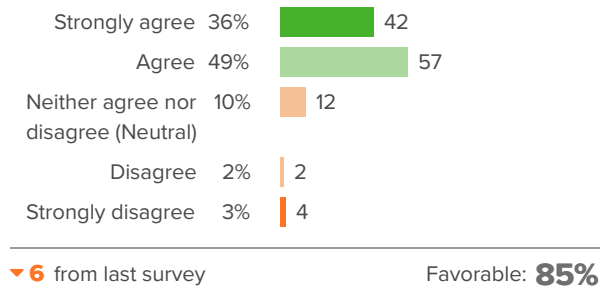
▼ **3** from last survey

Favorable: **60%**





**Q.5: Parents/guardians feel welcome at my child's school.**





# Family Engagement

Your average

**35%**

119 responses

Change

**▼ 5**

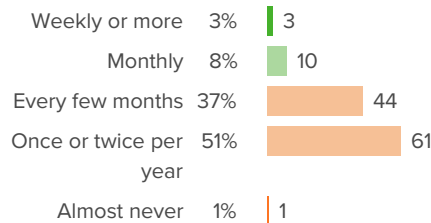
since last survey

School Type average: **35%** Elementary Schools

District average: **26%** Greenwich Public Schools

## How did people respond?

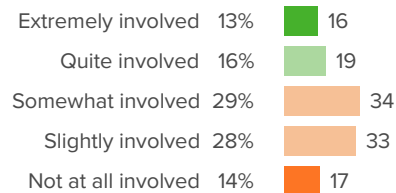
### Q.1: How often do you meet in person with teachers at your child's school?



▼ 2 from last survey

Favorable: **11%**

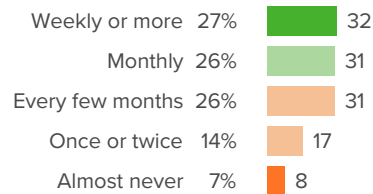
### Q.2: How involved have you been with a parent group(s) at your child's school?



▼ 5 from last survey

Favorable: **29%**

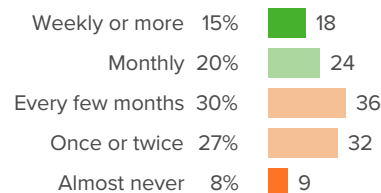
### Q.3: In the past year, how often have you discussed your child's school with other parents from the school?



▼ 6 from last survey

Favorable: **53%**

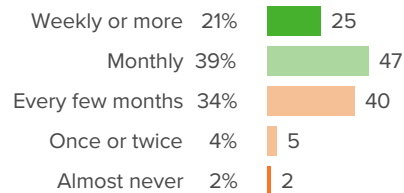
### Q.4: In the past year, how often have you helped out at your child's school?



▼ 8 from last survey

Favorable: **35%**

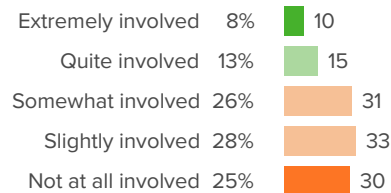
### Q.5: In the past year, how often have you visited your child's school?



▼ 9 from last survey

Favorable: **61%**

### Q.6: How involved have you been in fundraising efforts at your child's school?



▲ 3 from last survey

Favorable: **21%**



# Home School Connection

Your average

**75%**

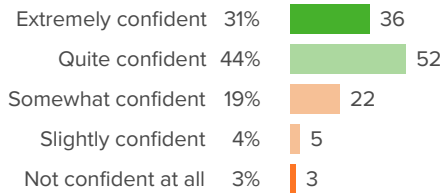
119 responses

School Type average: **74%** Elementary Schools

District average: **67%** Greenwich Public Schools

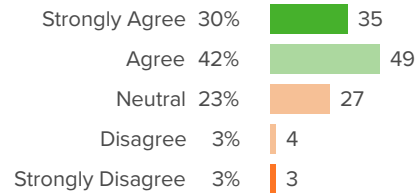
## How did people respond?

### Q.1: How confident are you in your ability to support your child's learning at home?



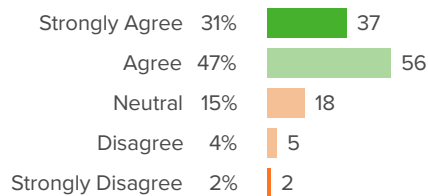
Favorable: **75%**

### Q.2: At my child's school, families are welcomed partners in their child/ren's learning.



Favorable: **71%**

### Q.3: There are adequate opportunities for me to express my concerns and opinions about important issues impacting my child.



Favorable: **79%**



## School Fit

Your average

**73%**

119 responses

Change

▼ **1**

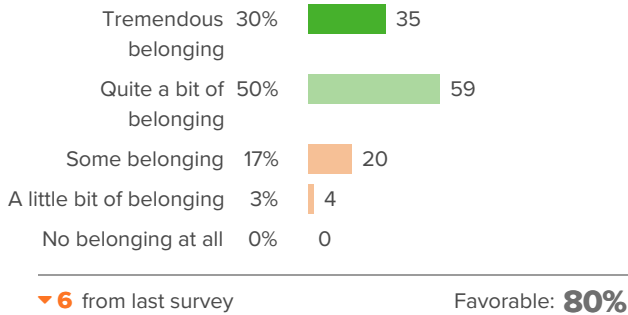
since last survey

School Type average: **75%** Elementary Schools

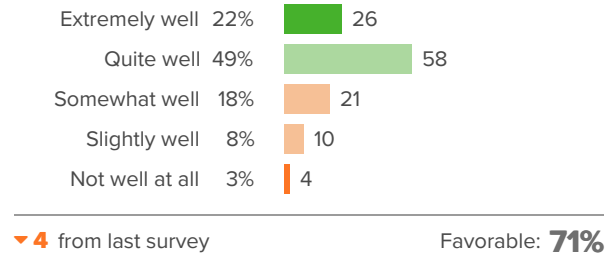
District average: **69%** Greenwich Public Schools

### How did people respond?

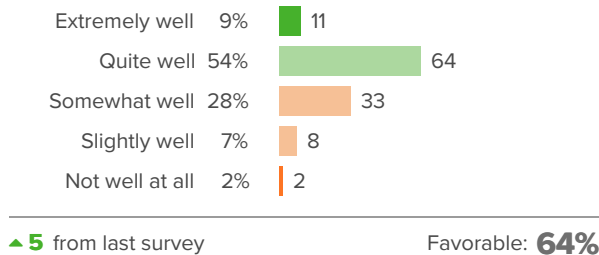
#### Q.1: How much of a sense of belonging does your child feel at his/her school?



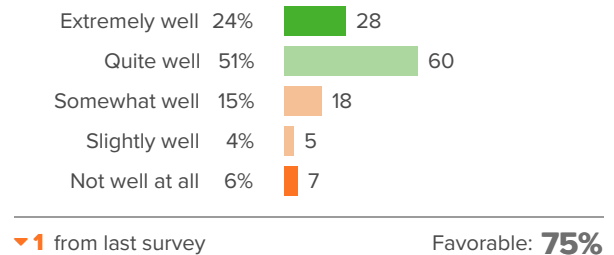
#### Q.2: How well do you feel your child's school is preparing him/her for his/her next academic year?



#### Q.3: How well do the activities offered at your child's school match his/her interests?

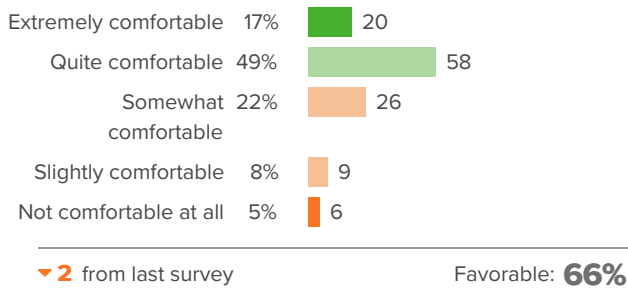


#### Q.4: At your child's school, how well does the overall approach to discipline work for your child?

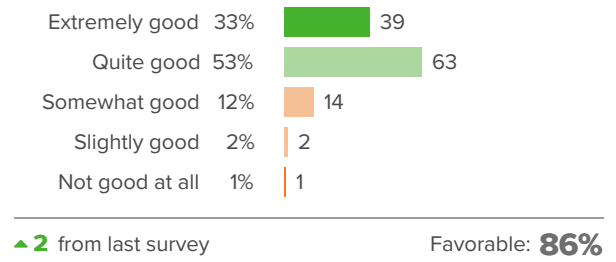




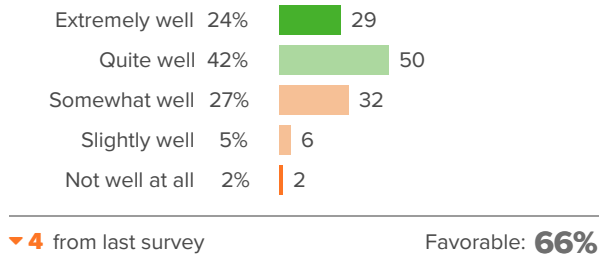
**Q.5: How comfortable is your child in asking for help from school adults?**



**Q.6: Given your child's cultural background, how good a fit is his/her school?**



**Q.7: How well do the teaching styles of your child's teachers match your child's learning style?**

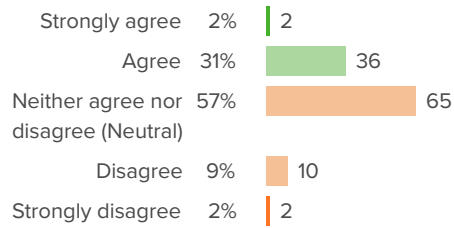




## Other questions

How did people respond? \_\_\_\_\_

**Q.1: Students at my child's school will try to stop students from insulting or making fun of other students.**



▼ **11** from last survey

Favorable: **33%**