



Western Middle School

Panorama Student Survey (School-Level) 6-12
Spring 2019



Report created by
Panorama Education



Summary

Topic Description	Results	Comparison
<p>School Belonging</p> <p>How much students feel that they are valued members of the school community.</p>	<p>47%</p> <p>▼ 1 since last survey</p>	<p>47% Middle Schools</p> <p>44% Secondary Schools</p> <p>44% Greenwich Public Schools</p>
<p>School Climate</p> <p>Perceptions of the overall social and learning climate of the school.</p>	<p>48%</p> <p>▼ 5 since last survey</p>	<p>48% Middle Schools</p> <p>48% Secondary Schools</p> <p>48% Greenwich Public Schools</p>
<p>School Engagement</p> <p>How attentive and invested students are in school.</p>	<p>30%</p> <p>▼ 4 since last survey</p>	<p>30% Middle Schools</p> <p>29% Secondary Schools</p> <p>29% Greenwich Public Schools</p>
<p>School Rigorous Expectations</p> <p>How much students feel that their teachers hold them to high expectations around effort, understanding, persistence, and performance in class.</p>	<p>66%</p> <p>▲ 3 since last survey</p>	<p>64% Middle Schools</p> <p>60% Secondary Schools</p> <p>60% Greenwich Public Schools</p>
<p>School safety</p>	<p>57%</p>	<p>61% Middle Schools</p> <p>59% Secondary Schools</p> <p>59% Greenwich Public Schools</p>
<p>Valuing of School</p> <p>How much students feel that school is interesting, important, and useful.</p>	<p>53%</p> <p>▼ 5 since last survey</p>	<p>53% Middle Schools</p> <p>52% Secondary Schools</p> <p>52% Greenwich Public Schools</p>

533 responses



School Belonging

Your average

47%

533 responses

Change

▼ 1

since last survey

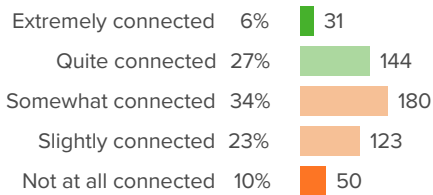
School Type average: **47%** Middle Schools

School Type average: **44%** Secondary Schools

District average: **44%** Greenwich Public Schools

How did people respond?

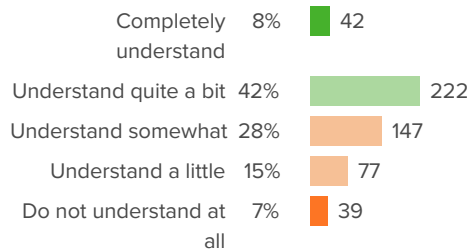
Q.1: How connected do you feel to the adults at your school?



▼ 4 from last survey

Favorable: **33%**

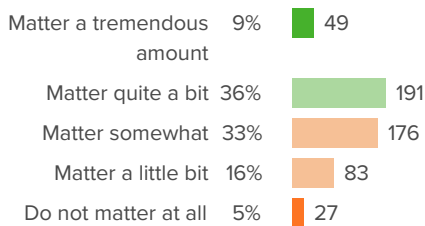
Q.2: How well do people at your school understand you as a person?



▲ 5 from last survey

Favorable: **50%**

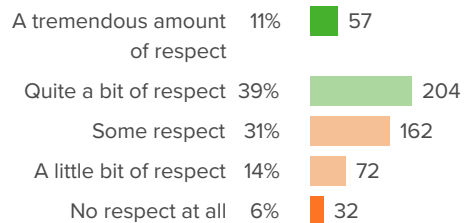
Q.3: How much do you matter to others at this school?



▼ 3 from last survey

Favorable: **46%**

Q.4: How much respect do students in your school show you?

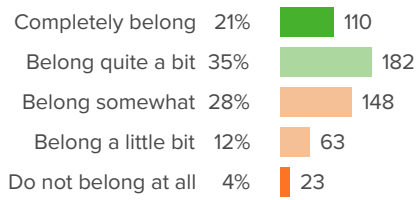


▲ 1 from last survey

Favorable: **50%**



Q.5: Overall, how much do you feel like you belong at your school?



▼ **2** from last survey

Favorable: **56%**



School Climate

Your average

48%

533 responses

Change

▼ 5

since last survey

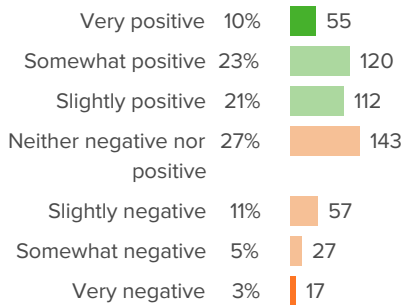
School Type average: **48%** Middle Schools

School Type average: **48%** Secondary Schools

District average: **48%** Greenwich Public Schools

How did people respond?

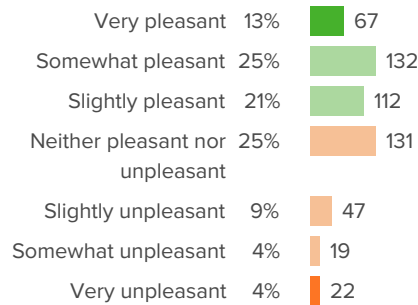
Q.1: How positive or negative is the energy of the school?



▼ 7 from last survey

Favorable: **54%**

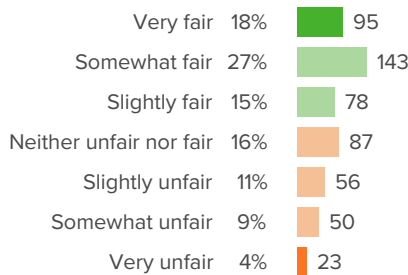
Q.2: How pleasant or unpleasant is the physical space at your school?



▲ 4 from last survey

Favorable: **59%**

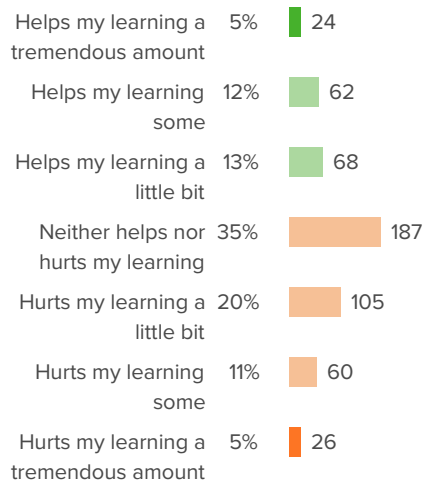
Q.3: How fair or unfair are the rules for the students at this school?



▼ 6 from last survey

Favorable: **59%**

Q.4: At your school, how much does the behavior of other students hurt or help your learning?

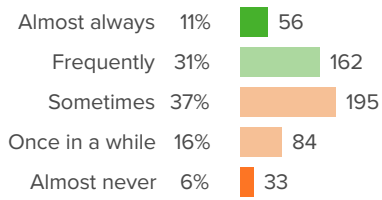


▼ 6 from last survey

Favorable: **29%**



Q.5: How often do your teachers seem excited to be teaching your classes?



▼ **7** from last survey

Favorable: **41%**



School Engagement

Your average

30%

533 responses

Change

▼ 4

since last survey

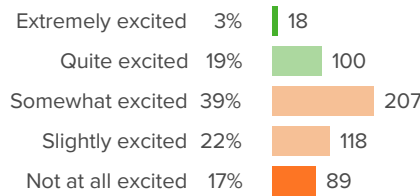
School Type average: **30%** Middle Schools

School Type average: **29%** Secondary Schools

District average: **29%** Greenwich Public Schools

How did people respond?

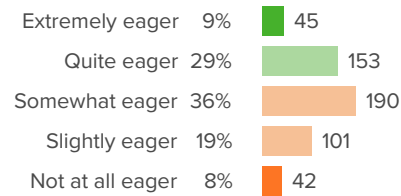
Q.1: How excited are you about going to your classes?



▼ 4 from last survey

Favorable: **22%**

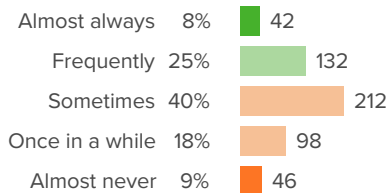
Q.2: In your classes, how eager are you to participate?



▼ 1 from last survey

Favorable: **37%**

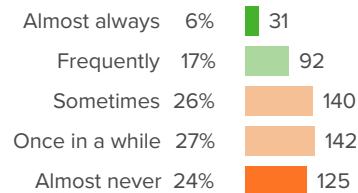
Q.3: How often do you get so focused on activities in your classes that you lose track of time?



▼ 4 from last survey

Favorable: **33%**

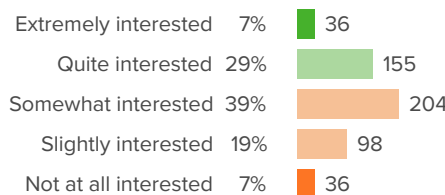
Q.4: When you are not in school, how often do you talk about ideas from your classes?



▲ 1 from last survey

Favorable: **23%**

Q.5: Overall, how interested are you in your classes?



▼ 10 from last survey

Favorable: **36%**



School Rigorous Expectations

Your average

66%

533 responses

Change

▲ 3

since last survey

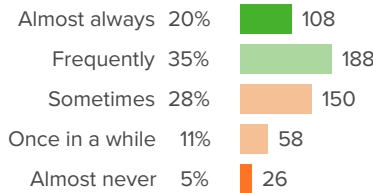
School Type average: **64%** Middle Schools

School Type average: **60%** Secondary Schools

District average: **60%** Greenwich Public Schools

How did people respond?

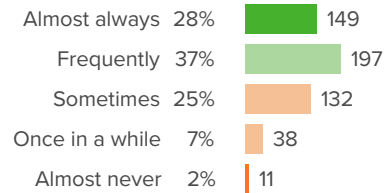
Q.1: How often do your teachers take time to make sure you understand the material?



▲ 1 from last survey

Favorable: **56%**

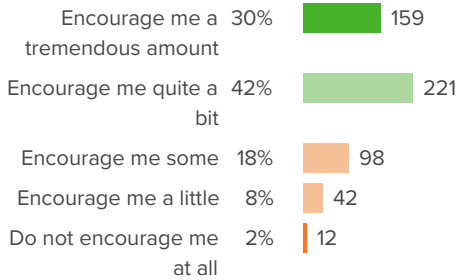
Q.2: How often do your teachers make you explain your answers?



▲ 6 from last survey

Favorable: **66%**

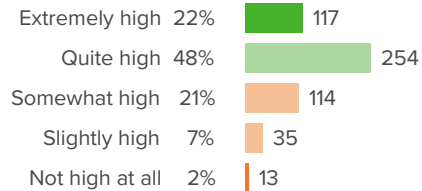
Q.3: How much do your teachers encourage you to do your best?



▲ 1 from last survey

Favorable: **71%**

Q.4: Overall, how high are your teachers' expectations of you?

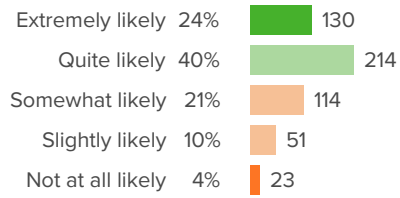


▲ 1 from last survey

Favorable: **70%**



Q.5: When you feel like giving up on a difficult task, how likely is it that your teachers will make you keep trying?



▲ 2 from last survey

Favorable: **65%**



School safety

Your average

57%

533 responses

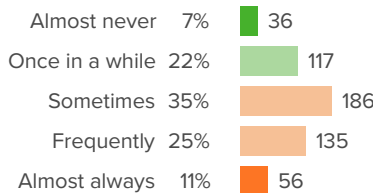
School Type average: **61%** Middle Schools

School Type average: **59%** Secondary Schools

District average: **59%** Greenwich Public Schools

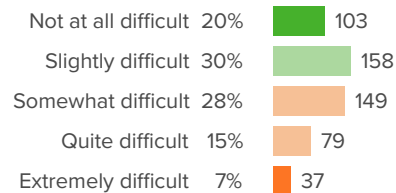
How did people respond?

Q.1: How often are people disrespectful to others at your school?



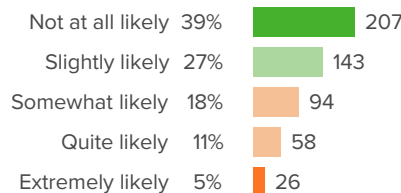
Favorable: **29%**

Q.2: If a student is bullied in school, how difficult is it for him/her to get help from an adult?



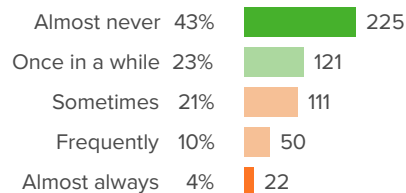
Favorable: **50%**

Q.3: How likely is it that someone from your school will bully you online?



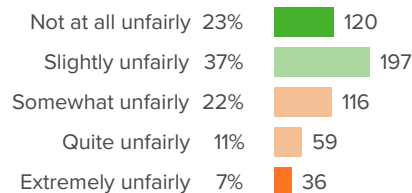
Favorable: **66%**

Q.4: How often do you worry about violence at your school?



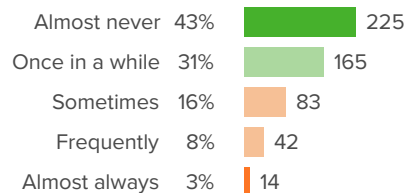
Favorable: **65%**

Q.5: At your school, how unfairly do the adults treat the students?



Favorable: **60%**

Q.6: How often do students get into physical fights at your school?



Favorable: **74%**



Valuing of School

Your average

53%

533 responses

Change

▼ 5

since last survey

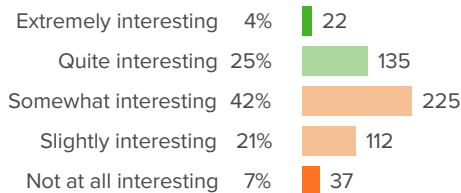
School Type average: **53%** Middle Schools

School Type average: **52%** Secondary Schools

District average: **52%** Greenwich Public Schools

How did people respond?

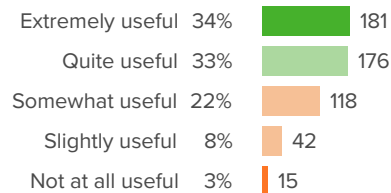
Q.1: How interesting do you find the things you learn in your classes?



▼ 9 from last survey

Favorable: **30%**

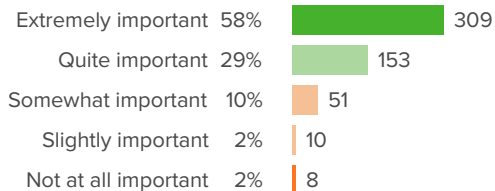
Q.2: How useful do you think school will be to you in the future?



▼ 7 from last survey

Favorable: **67%**

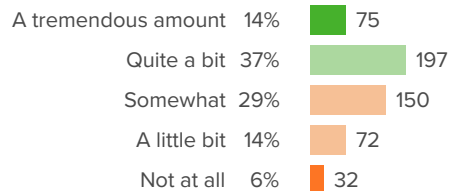
Q.3: How important is it to you to do well in your classes?



▼ 1 from last survey

Favorable: **87%**

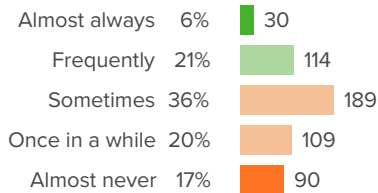
Q.4: How much do you see yourself as someone who appreciates school?



▼ 7 from last survey

Favorable: **52%**

Q.5: How often do you use ideas from school in your daily life?



▼ 4 from last survey

Favorable: **27%**