



# Eastern Middle School

Panorama Teacher Survey  
Spring 2019



Report created by  
Panorama Education



# Summary

Topic Description	Results	Comparison
<p><b>Connecticut school climate indicators</b></p>	<p><b>45%</b> ▼ 4 since last survey</p>	<p><b>46%</b> Middle Schools <b>49%</b> Secondary Schools <b>56%</b> Greenwich Public Schools</p>
<p><b>District leadership</b></p>	<p><b>29%</b></p>	<p><b>27%</b> Middle Schools <b>23%</b> Secondary Schools <b>21%</b> Greenwich Public Schools</p>
<p><b>Educating All Students</b> Faculty perceptions of their readiness to address issues of diversity.</p>	<p><b>77%</b> ▲ 1 since last survey</p>	<p><b>76%</b> Middle Schools <b>75%</b> Secondary Schools <b>78%</b> Greenwich Public Schools</p>
<p><b>Feedback and Coaching</b> Perceptions of the amount and quality of feedback faculty and staff receive.</p>	<p><b>33%</b> ▼ 6 since last survey</p>	<p><b>38%</b> Middle Schools <b>39%</b> Secondary Schools <b>38%</b> Greenwich Public Schools</p>
<p><b>Professional Learning</b> Perceptions of the amount and quality of professional growth and learning opportunities available to faculty and staff.</p>	<p><b>33%</b></p>	<p><b>32%</b> Middle Schools <b>30%</b> Secondary Schools <b>32%</b> Greenwich Public Schools</p>
<p><b>School Climate</b> Perceptions of the overall social and learning climate of the school.</p>	<p><b>50%</b> ▼ 11 since last survey</p>	<p><b>52%</b> Middle Schools <b>50%</b> Secondary Schools <b>53%</b> Greenwich Public Schools</p>
<p><b>School Leadership</b> Perceptions of the school leadership's effectiveness.</p>	<p><b>57%</b> ▼ 5 since last survey</p>	<p><b>59%</b> Middle Schools <b>49%</b> Secondary Schools <b>50%</b> Greenwich Public Schools</p>



### Staff-Leadership Relationships

Perceptions of faculty and staff relationships with school leaders.

**77%**

▼ **2**

since last survey

**78%** Middle Schools

**68%** Secondary Schools

**66%** Greenwich Public Schools

---

78 responses



# Connecticut school climate indicators

Your average

**45%**

78 responses

Change

**▼ 4**

since last survey

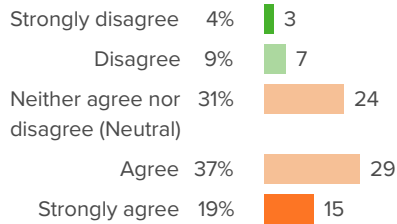
School Type average: **46%** Middle Schools

School Type average: **49%** Secondary Schools

District average: **56%** Greenwich Public Schools

## How did people respond?

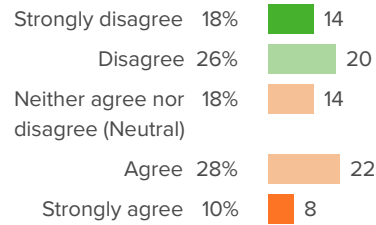
**Q.1: In this school, I have seen or heard or seen on social media, students ridiculing, laughing at, cursing at, gossiping about or lying about other students.**



▼ 4 from last survey

Favorable: **13%**

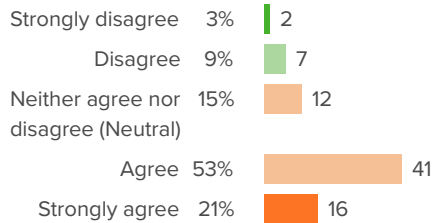
**Q.2: I have seen students push, slap, punch, or beat up other students more than once in this school.**



▼ 8 from last survey

Favorable: **44%**

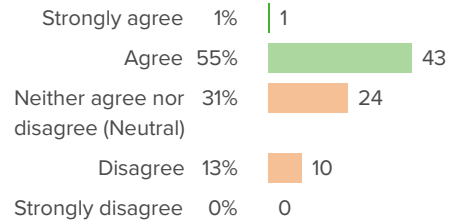
**Q.3: There are groups of students in the school who exclude others and make them feel bad for not being a part of the group.**



▼ 4 from last survey

Favorable: **12%**

**Q.4: Students at this school will try to stop students from insulting or making fun of others.**

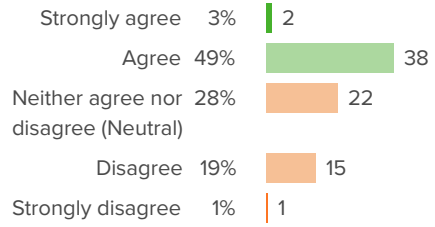


▲ 0 from last survey

Favorable: **56%**



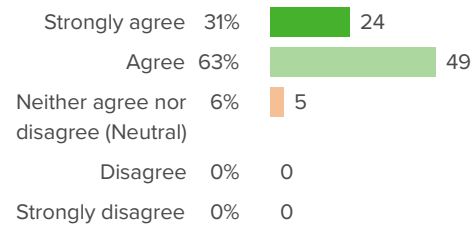
**Q.5: Students in this school respect each other's differences (for example, gender, race, culture, disability, sexual orientation, learning differences, etc.).**



▼ **11** from last survey

Favorable: **51%**

**Q.6: Parents/guardians are made to feel welcome at this school.**



▲ **2** from last survey

Favorable: **94%**



# District leadership

Your average

# 29%

78 responses

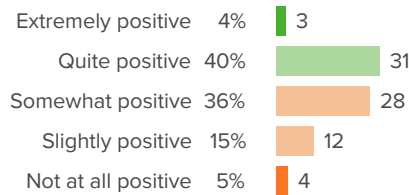
School Type average: **27%** Middle Schools

School Type average: **23%** Secondary Schools

District average: **21%** Greenwich Public Schools

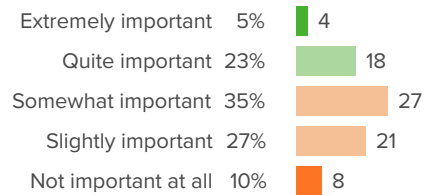
## How did people respond?

### Q.1: How positive is the tone that leaders set for the culture of the district?



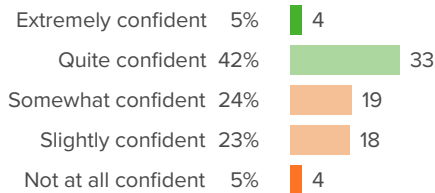
Favorable: **44%**

### Q.2: For your district leaders, how important is teacher satisfaction?



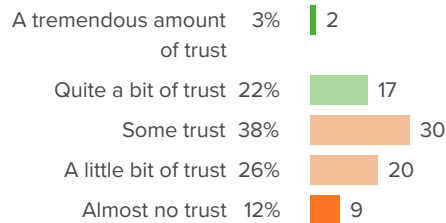
Favorable: **28%**

### Q.3: How confident are you that your district leaders have the best interests of the district in mind?



Favorable: **47%**

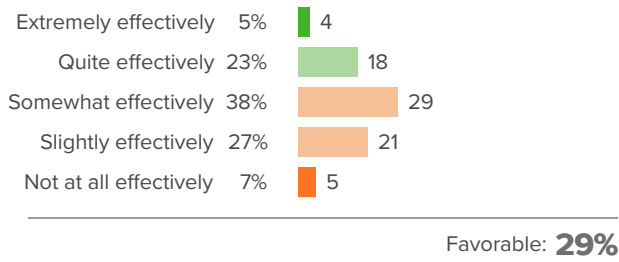
### Q.4: How much trust exists between district leaders and faculty?



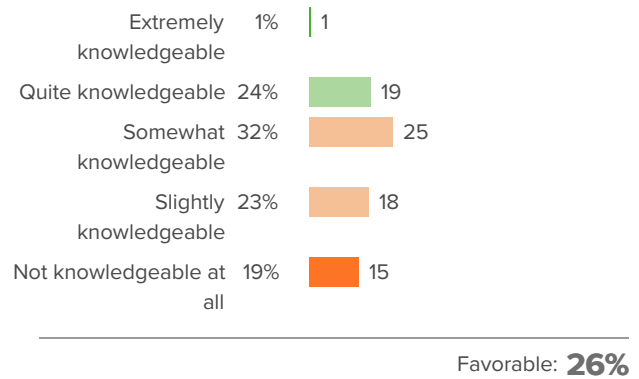
Favorable: **24%**



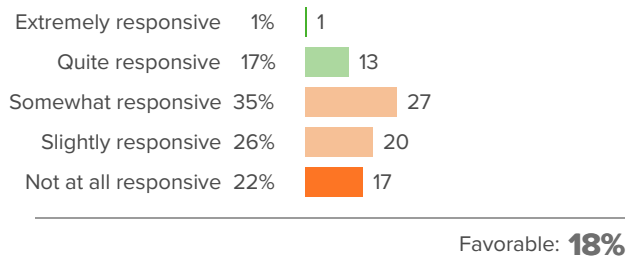
**Q.5: How effectively do district leaders communicate important information to teachers?**



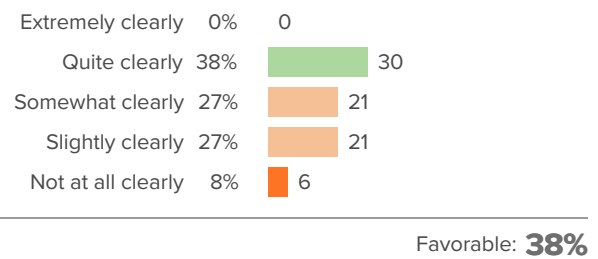
**Q.6: How knowledgeable are your district leaders about what is going on in teachers classrooms?**



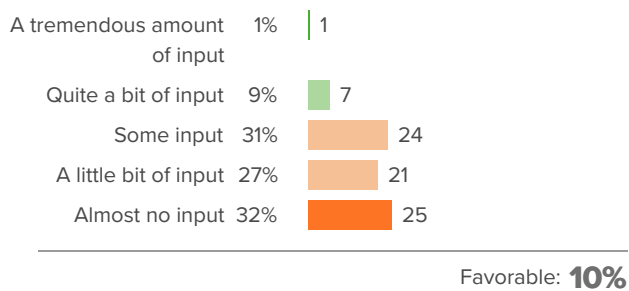
**Q.7: How responsive are district leaders to your feedback?**



**Q.8: How clearly do your district leaders identify their goals for teachers?**



**Q.9: When the district makes important decisions, how much input do teachers have?**





# Educating All Students

Your average

**77%**

78 responses

Change

**▲ 1**

since last survey

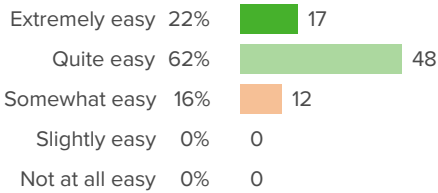
School Type average: **76%** Middle Schools

School Type average: **75%** Secondary Schools

District average: **78%** Greenwich Public Schools

## How did people respond?

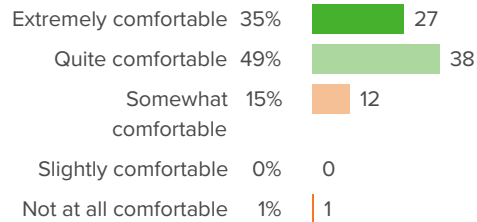
**Q.1: How easy do you find interacting with students at your school who are from a different cultural background than your own?**



▼ 9 from last survey

Favorable: **84%**

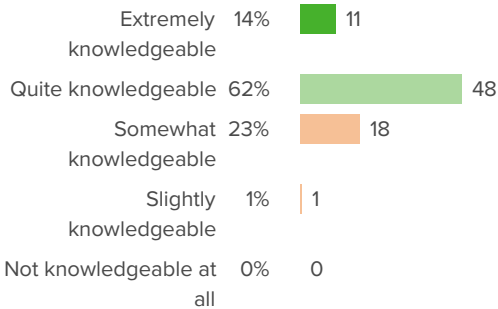
**Q.2: How comfortable would you be incorporating new material about people from different backgrounds into your curriculum?**



▼ 3 from last survey

Favorable: **83%**

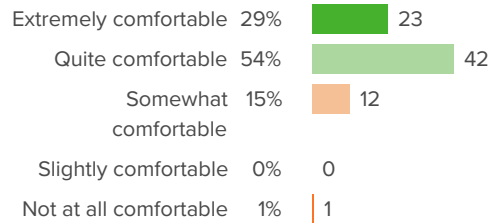
**Q.3: How knowledgeable are you regarding where to find resources for working with students who have unique learning needs?**



▲ 17 from last survey

Favorable: **76%**

**Q.4: If students from different backgrounds struggled to get along in your class, how comfortable would you be intervening?**



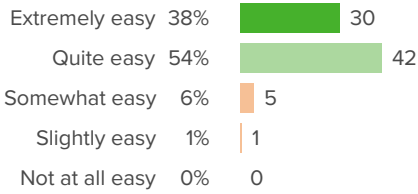
▼ 3 from last survey

Favorable: **83%**



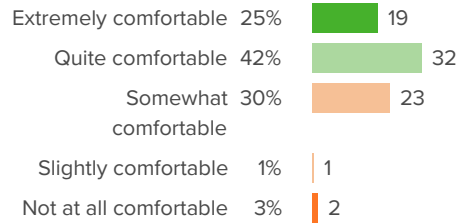


**Q.5: How easy would it be for you to teach a class with groups of students from very different religions from each other?**



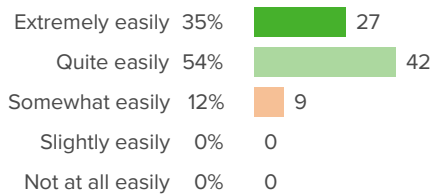
▲ 10 from last survey Favorable: 92%

**Q.6: In response to events that might be occurring in the world, how comfortable would you be having conversations about race with your students?**



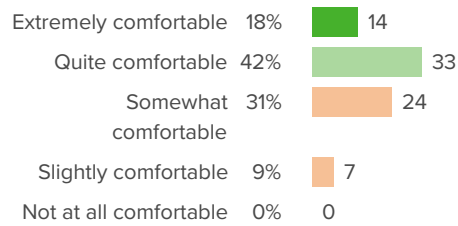
▼ 5 from last survey Favorable: 66%

**Q.7: How easily do you think you could make a particularly overweight student feel like a part of class?**



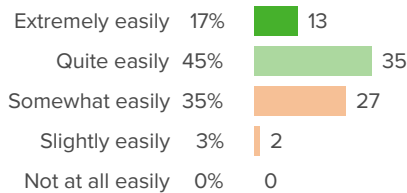
▲ 1 from last survey Favorable: 88%

**Q.8: How comfortable would you be having a student who could not communicate well with anyone in class because his/her home language was unique?**



▲ 2 from last survey Favorable: 60%

**Q.9: When a sensitive issue of diversity arises in class, how easily can you think of strategies to address the situation?**



▲ 3 from last survey Favorable: 62%



# Feedback and Coaching

Your average

**33%**

78 responses

Change

**▼ 6**

since last survey

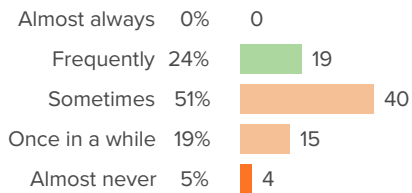
School Type average: **38%** Middle Schools

School Type average: **39%** Secondary Schools

District average: **38%** Greenwich Public Schools

## How did people respond?

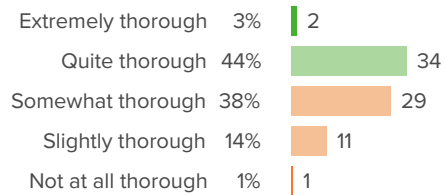
### Q.1: How often do you receive feedback on your teaching?



▼ 14 from last survey

Favorable: **24%**

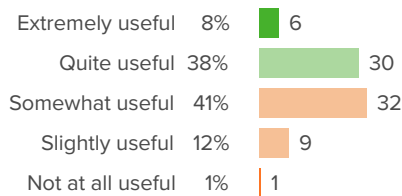
### Q.2: At your school, how thorough is the feedback you receive in covering all aspects of your role as a teacher?



▲ 3 from last survey

Favorable: **47%**

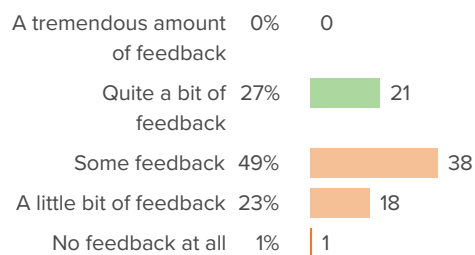
### Q.3: How useful do you find the feedback you receive on your teaching?



▼ 7 from last survey

Favorable: **46%**

### Q.4: How much feedback do you receive on your teaching?

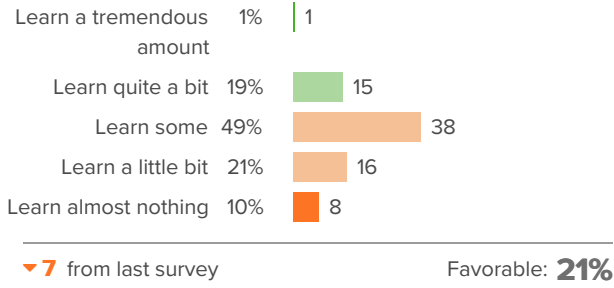


▼ 6 from last survey

Favorable: **27%**



**Q.5: How much do you learn from the teacher evaluation processes at your school?**





# Professional Learning

Your average

# 33%

78 responses

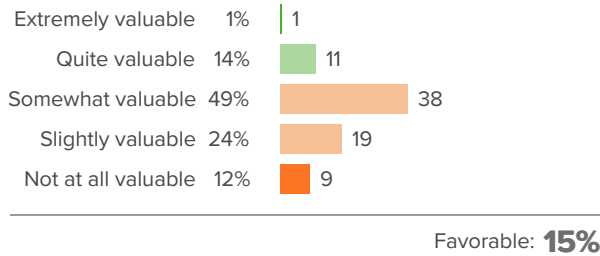
School Type average: **32%** Middle Schools

School Type average: **30%** Secondary Schools

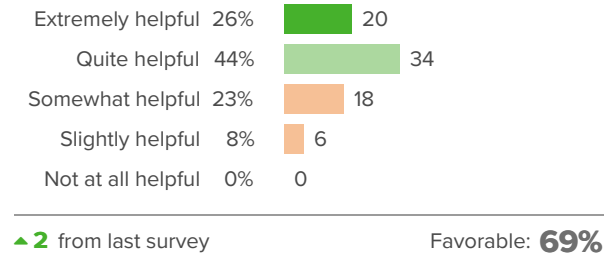
District average: **32%** Greenwich Public Schools

## How did people respond?

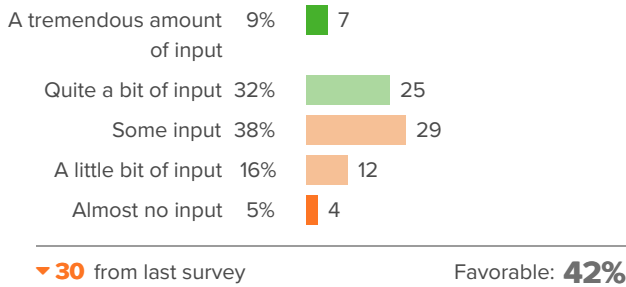
### Q.1: How valuable are the district-provided professional development opportunities and content?



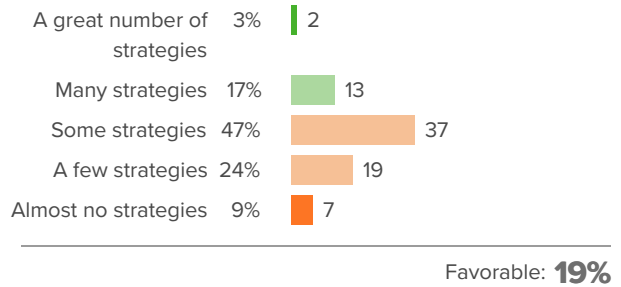
### Q.2: How helpful are your colleagues' ideas for improving your teaching?



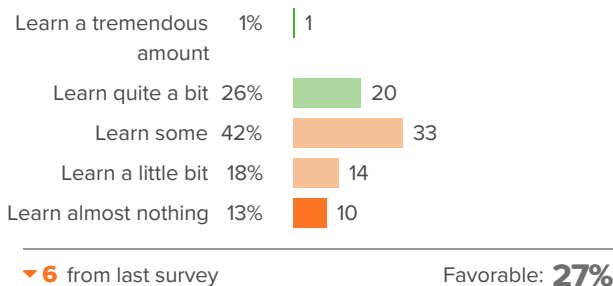
### Q.3: How much input do you have into individualizing your own professional development opportunities?



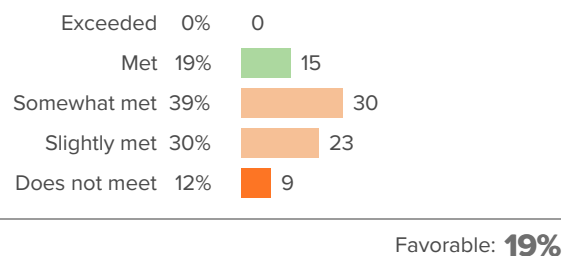
### Q.4: How many new teaching strategies have you learned through district professional learning?



### Q.5: Overall, how much do you learn about teaching from the leaders at your school?

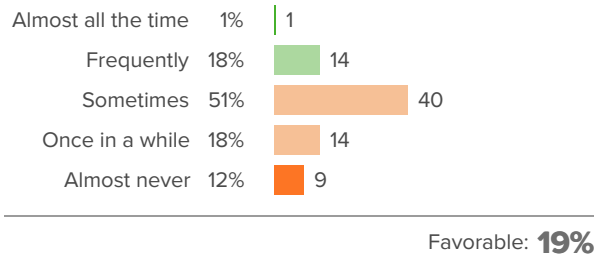


### Q.6: To what extent do district professional learning sessions meet your professional learning needs?

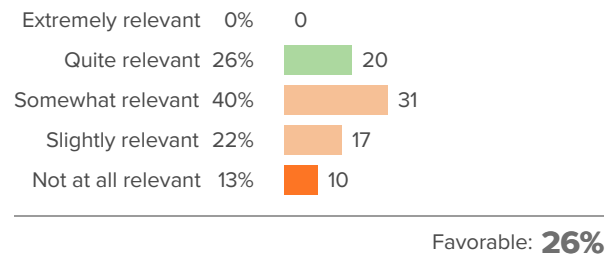




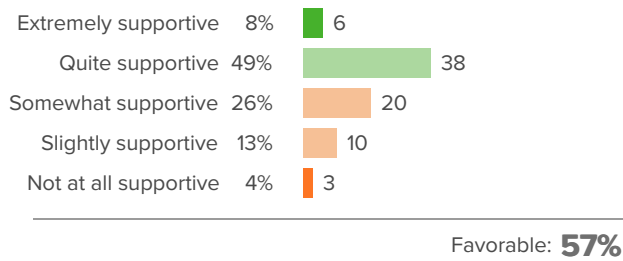
**Q.7: How often do your district professional development opportunities help you explore new ideas?**



**Q.8: How relevant have your district professional development opportunities been to the content that you teach?**



**Q.9: Overall, how supportive has the district been of your growth as a teacher?**





# School Climate

Your average

**50%**

78 responses

Change

**▼ 11**

since last survey

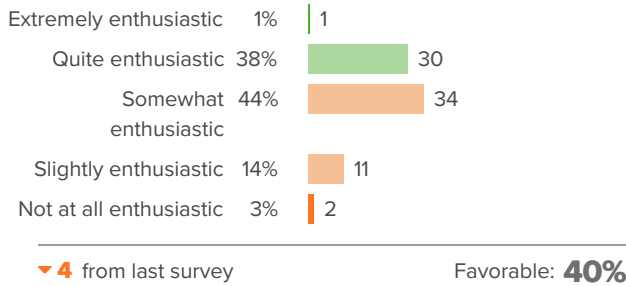
School Type average: **52%** Middle Schools

School Type average: **50%** Secondary Schools

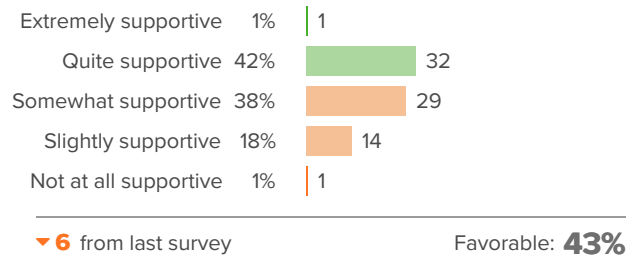
District average: **53%** Greenwich Public Schools

## How did people respond?

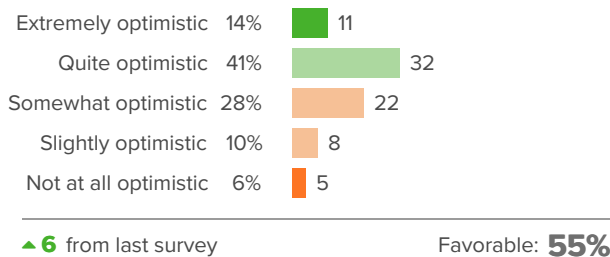
### Q.1: On most days, how enthusiastic are the students about being at school?



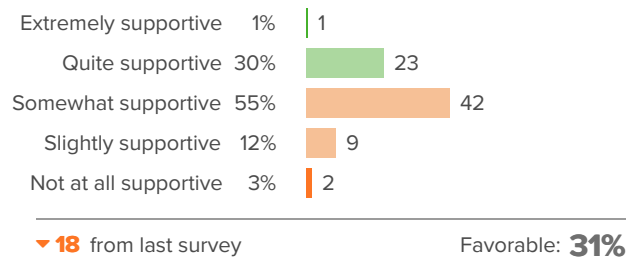
### Q.2: When new initiatives to improve teaching are presented at your school, how supportive are your colleagues?



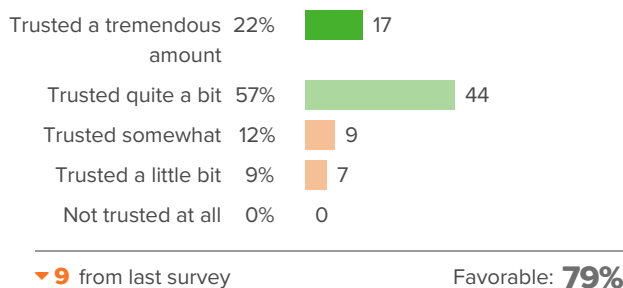
### Q.3: How optimistic are you that your school will improve in the future?



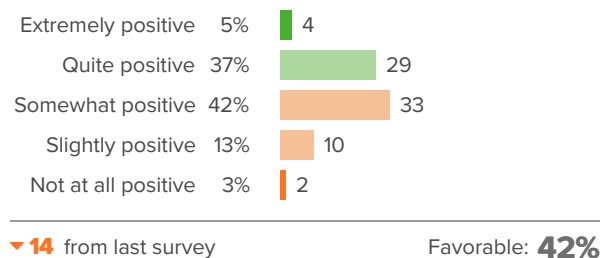
### Q.4: How supportive are students in their interactions with each other?



### Q.5: To what extent are teachers trusted to teach in the way they think is best?

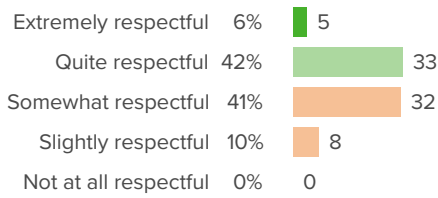


### Q.6: How positive are the attitudes of your colleagues?





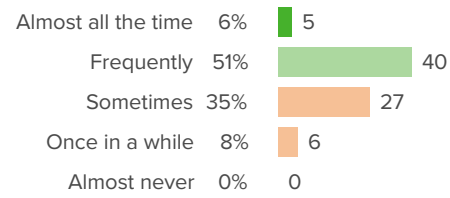
**Q.7: How respectful are the relationships between teachers and students?**



▼ **29** from last survey

Favorable: **49%**

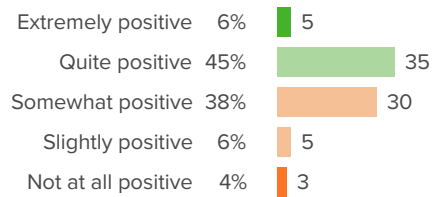
**Q.8: How often do you see students helping each other without being prompted?**



▼ **8** from last survey

Favorable: **58%**

**Q.9: Overall, how positive is the working environment at your school?**



▼ **23** from last survey

Favorable: **51%**



# School Leadership

Your average

**57%**

78 responses

Change

**▼ 5**

since last survey

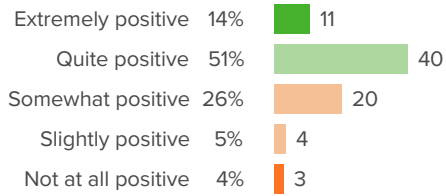
School Type average: **59%** Middle Schools

School Type average: **49%** Secondary Schools

District average: **50%** Greenwich Public Schools

## How did people respond?

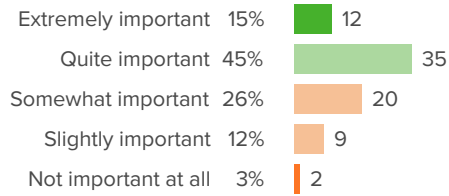
### Q.1: How positive is the tone that school leaders set for the culture of the school?



▼ 4 from last survey

Favorable: **65%**

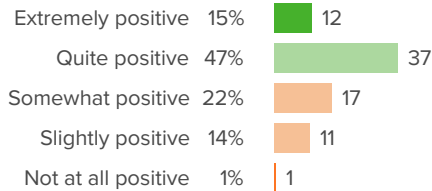
### Q.2: For your school leaders, how important is teacher satisfaction?



▼ 8 from last survey

Favorable: **60%**

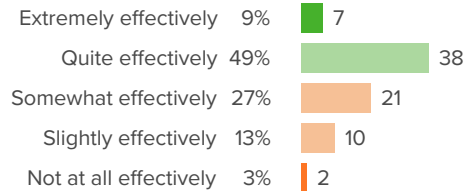
### Q.3: Overall, how positive is the influence of the school leaders on the quality of your teaching?



▼ 5 from last survey

Favorable: **63%**

### Q.4: How effectively do school leaders communicate important information to teachers?



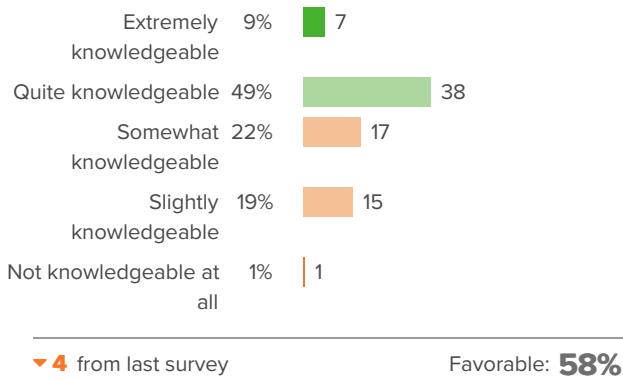
▼ 4 from last survey

Favorable: **58%**

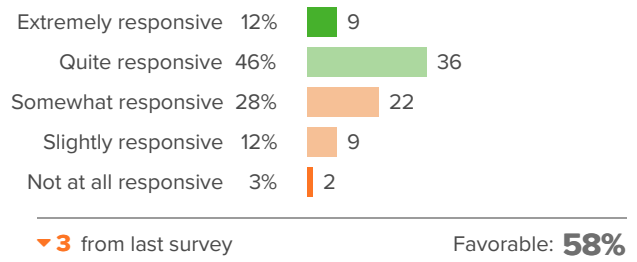




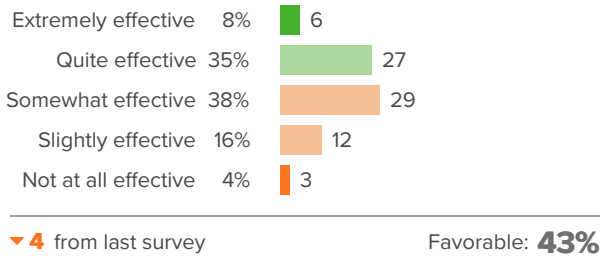
**Q.5: How knowledgeable are your school leaders about what is going on in teachers' classrooms?**



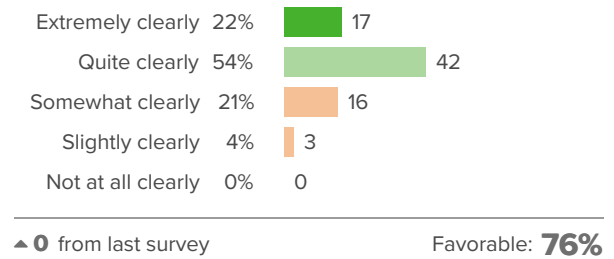
**Q.6: How responsive are school leaders to your feedback?**



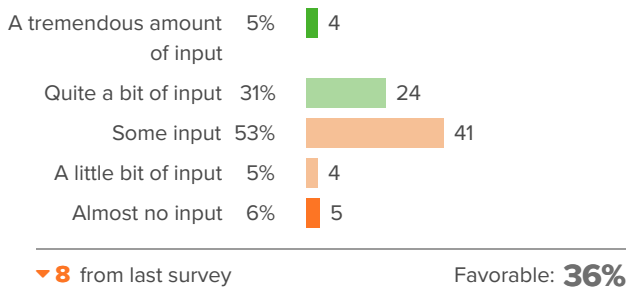
**Q.7: How effective are the school leaders at developing rules for students that facilitate their learning?**



**Q.8: How clearly do your school leaders identify their goals for teachers?**



**Q.9: When the school makes important decisions, how much input do teachers have?**





# Staff-Leadership Relationships

Your average

**77%**

78 responses

Change

**▼ 2**

since last survey

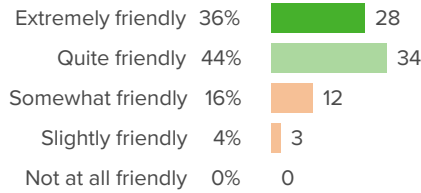
School Type average: **78%** Middle Schools

School Type average: **68%** Secondary Schools

District average: **66%** Greenwich Public Schools

## How did people respond?

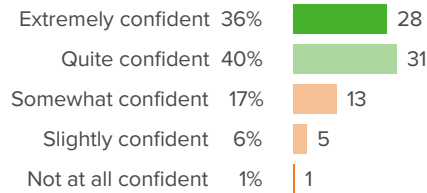
### Q.1: How friendly are your school leaders toward you?



▼ 5 from last survey

Favorable: **81%**

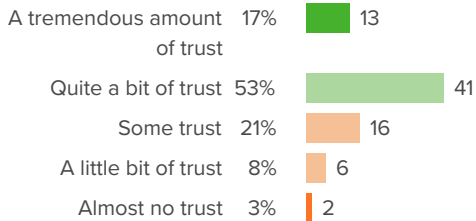
### Q.2: How confident are you that your school leaders have the best interests of the school in mind?



▼ 1 from last survey

Favorable: **76%**

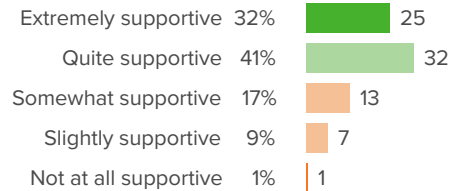
### Q.3: How much trust exists between school leaders and faculty?



▼ 2 from last survey

Favorable: **69%**

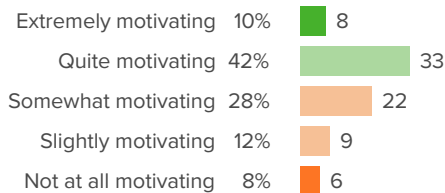
### Q.4: When you face challenges at work, how supportive are your school leaders?



▼ 4 from last survey

Favorable: **73%**

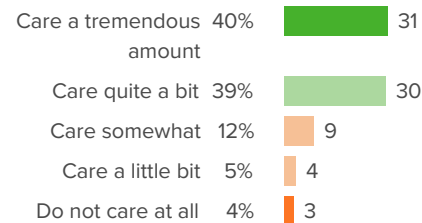
### Q.5: At your school, how motivating do you find working with the leadership team?



▲ 6 from last survey

Favorable: **53%**

### Q.6: How much do your school leaders care about you as an individual?

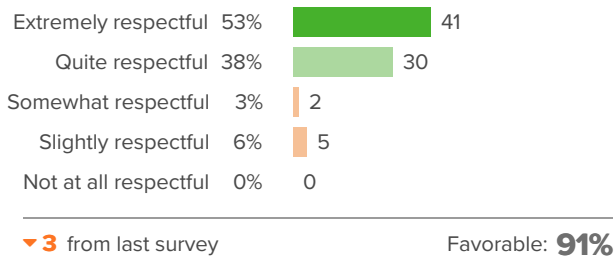


▼ 8 from last survey

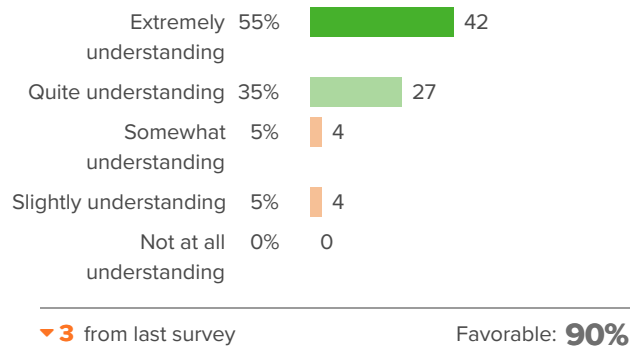
Favorable: **79%**



**Q.7: How respectful are your school leaders towards you?**



**Q.8: When challenges arise in your personal life, how understanding are your school leaders?**



**Q.9: How fairly does the school leadership treat the faculty?**

