



Eastern Middle School

Family-School Relationships Survey
Spring 2019



Report created by
Panorama Education



Summary

| Topic Description | Results | Comparison |
|---|--|---|
| <p>Barriers to Engagement</p> <p>Factors that can create challenges for families to interact with or become involved with their child's school. Survey-takers responded to the question, "How big of a problem are the following issues for becoming involved with your child's current school?"</p> | <p>82%</p> <p>▼ 2 since last survey</p> | <p>83% Middle Schools</p> <p>83% Secondary Schools</p> <p>85% Greenwich Public Schools</p> |
| <p>Communication</p> | <p>33%</p> | <p>39% Middle Schools</p> <p>38% Secondary Schools</p> <p>37% Greenwich Public Schools</p> |
| <p>Connecticut school climate indicators</p> | <p>49%</p> <p>▼ 4 since last survey</p> | <p>52% Middle Schools</p> <p>49% Secondary Schools</p> <p>56% Greenwich Public Schools</p> |
| <p>Family Engagement</p> <p>The degree to which families become involved with and interact with their child's school.</p> | <p>18%</p> <p>▼ 1 since last survey</p> | <p>16% Middle Schools</p> <p>17% Secondary Schools</p> <p>26% Greenwich Public Schools</p> |
| <p>Home School Connection</p> | <p>58%</p> | <p>64% Middle Schools</p> <p>60% Secondary Schools</p> <p>67% Greenwich Public Schools</p> |
| <p>School Fit</p> <p>Families' perceptions of how well a school matches their child's developmental needs.</p> | <p>63%</p> <p>▼ 2 since last survey</p> | <p>64% Middle Schools</p> <p>64% Secondary Schools</p> <p>69% Greenwich Public Schools</p> |

271 responses



Barriers to Engagement

Your average

82%

271 responses

Change

▼ **2**

since last survey

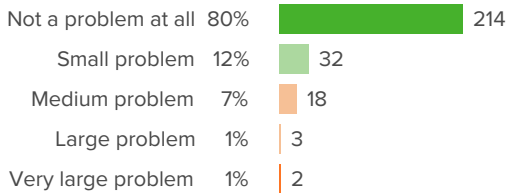
School Type average: **83%** Middle Schools

School Type average: **83%** Secondary Schools

District average: **85%** Greenwich Public Schools

How did people respond?

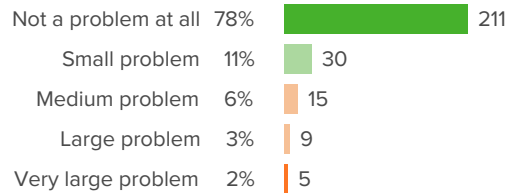
Q.1: How big of a problem is the following issue for becoming involved with your child's current school: Childcare needs?



▲ **1** from last survey

Favorable: **91%**

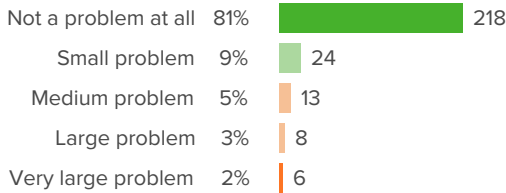
Q.2: How big of a problem is the following issue for becoming involved with your child's current school: Transportation-related challenges?



▲ **2** from last survey

Favorable: **89%**

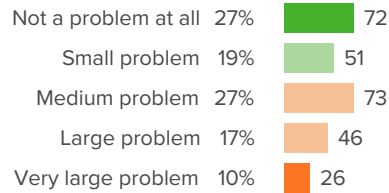
Q.3: How big of a problem is the following issue for becoming involved with your child's current school: Concerns about getting to the school safely?



▼ **1** from last survey

Favorable: **90%**

Q.4: How big of a problem is the following issue for becoming involved with your child's current school: How busy your schedule is?

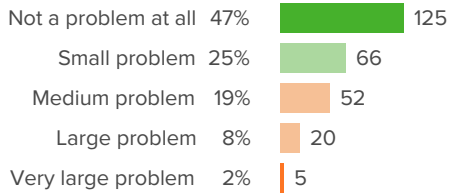


▲ **4** from last survey

Favorable: **46%**

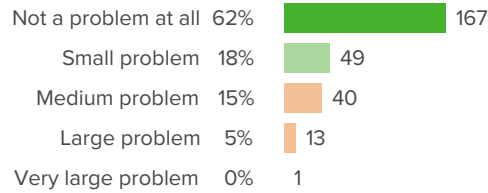


Q.5: How big of a problem is the following issue for becoming involved with your child's current school: School staff seem too busy?



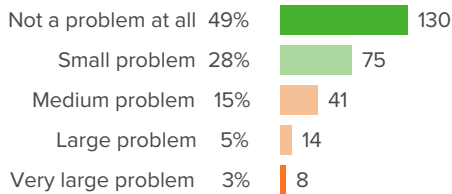
▼ 9 from last survey Favorable: **71%**

Q.6: How big of a problem is the following issue for becoming involved with your child's current school: You feel unsure about how to communicate with the school?



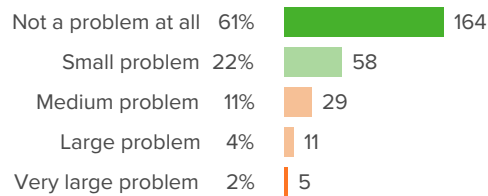
▼ 5 from last survey Favorable: **80%**

Q.7: How big of a problem is the following issue for becoming involved with your child's current school: The school provides little information about involvement opportunities?



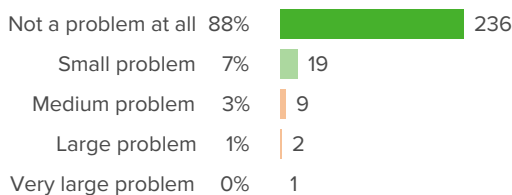
▼ 9 from last survey Favorable: **76%**

Q.8: How big of a problem is the following issue for becoming involved with your child's current school: The school is not welcoming to parents?



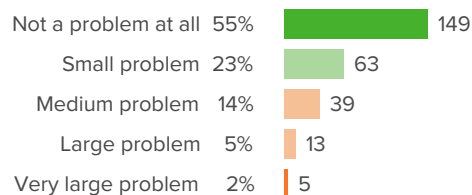
▼ 5 from last survey Favorable: **83%**

Q.9: How big of a problem is the following issue for becoming involved with your child's current school: The school does not communicate well with people from your culture?



▼ 1 from last survey Favorable: **96%**

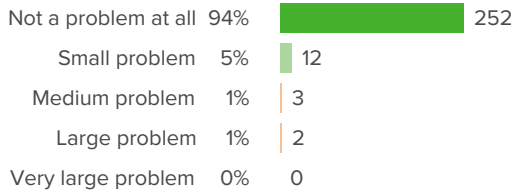
Q.10: How big of a problem is the following issue for becoming involved with your child's current school: You do not feel a sense of belonging with your child's school community?



▼ 4 from last survey Favorable: **79%**

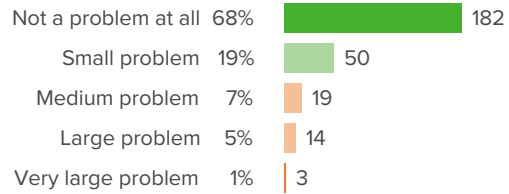


Q.11: How big of a problem is the following issue for becoming involved with your child's current school: Negative memories of your own school experience?



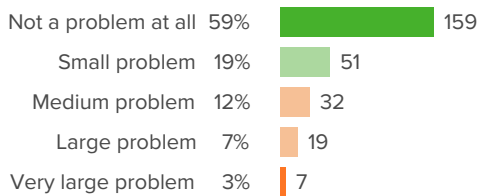
▲ 0 from last survey Favorable: **98%**

Q.12: How big of a problem is the following issue for becoming involved with your child's current school: Your child does not want you to contact the school?



▼ 2 from last survey Favorable: **87%**

Q.13: How big of a problem is the following issue for becoming involved with your child's current school: You worry that adults at the school will treat your child differently if you raise a concern?



▼ 3 from last survey Favorable: **78%**



Communication

Your average

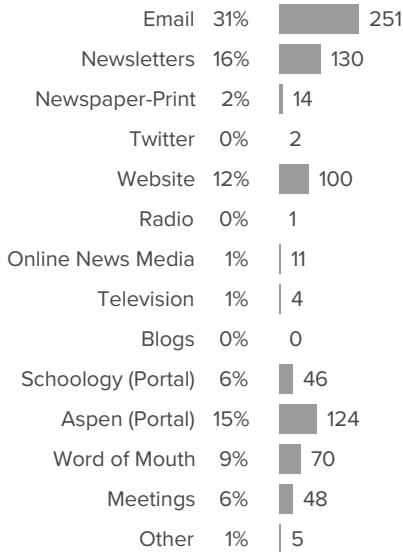
33%

271 responses

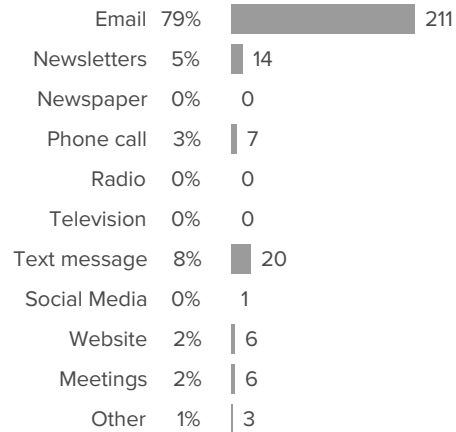
School Type average: **39%** Middle Schools
 School Type average: **38%** Secondary Schools
 District average: **37%** Greenwich Public Schools

How did people respond?

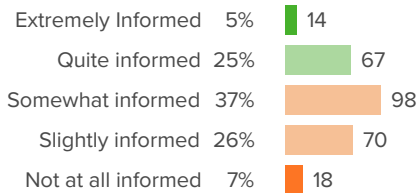
Q.1: Of the following, which sources do you use the most to get information about the school and district? Please select your top three choices.



Q.2: What would be the best way for the school and district to stay in communication with you?



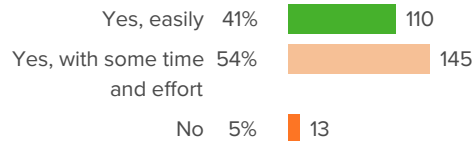
Q.3: How well informed do you feel about the issues impacting education in the District?



▼ 6 from last survey

Favorable: **30%**

Q.4: Considering all of the sources of information available to you, are you able to find the information that is important to you?

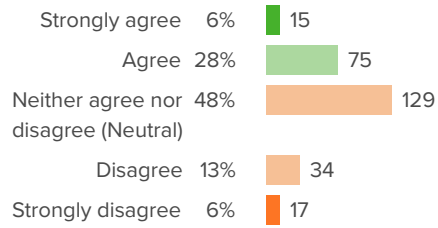


▲ 6 from last survey

Favorable: **41%**



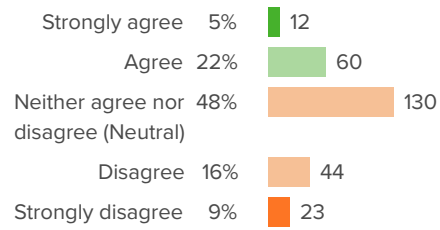
Q.5: There are adequate opportunities for me to express my concerns and opinions about important issues impacting the Greenwich Public Schools.



▼ 7 from last survey

Favorable: **33%**

Q.6: Concerns and opinions expressed by families are seriously considered by school and District leaders.



Favorable: **27%**



Connecticut school climate indicators

Your average

49%

271 responses

Change

▼ **4**

since last survey

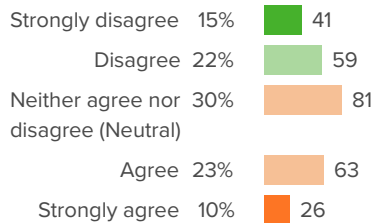
School Type average: **52%** Middle Schools

School Type average: **49%** Secondary Schools

District average: **56%** Greenwich Public Schools

How did people respond?

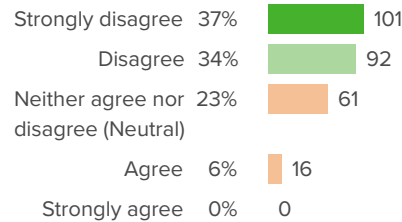
Q.1: In my child's school, I have seen or heard or seen on social media, students ridiculing, laughing at, cursing at, gossiping about or lying about other students.



▼ **3** from last survey

Favorable: **37%**

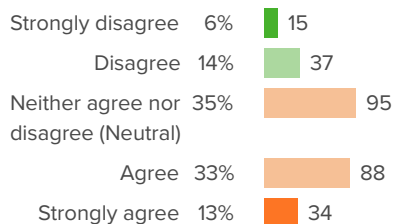
Q.2: I have seen students at my child's school being physically hurt by other students more than once (for example, pushed, slapped, punched, or beaten up).



▼ **6** from last survey

Favorable: **71%**

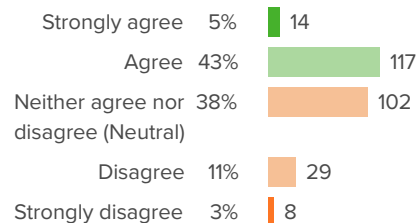
Q.3: There are groups of students in the school who exclude others and make them feel bad for not being a part of the group.



▼ **8** from last survey

Favorable: **19%**

Q.4: Students in my child's school respect each other's differences (for example, gender, race, culture, disability, sexual orientation, learning differences, etc.).

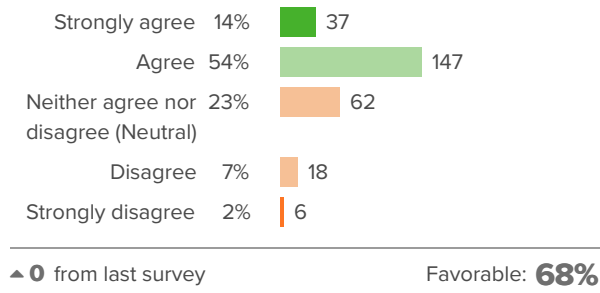


▼ **6** from last survey

Favorable: **49%**



Q.5: Parents/guardians feel welcome at my child's school.





Family Engagement

Your average

18%

271 responses

Change

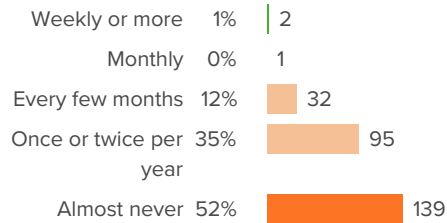
▼ **1**

since last survey

School Type average: **16%** Middle Schools
 School Type average: **17%** Secondary Schools
 District average: **26%** Greenwich Public Schools

How did people respond?

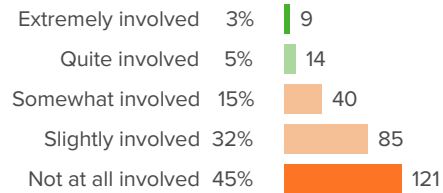
Q.1: How often do you meet in person with teachers at your child's school?



▲ **0** from last survey

Favorable: **1%**

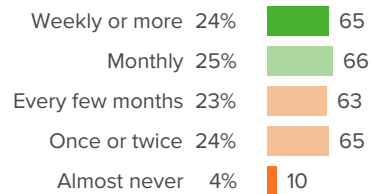
Q.2: How involved have you been with a parent group(s) at your child's school?



▼ **1** from last survey

Favorable: **9%**

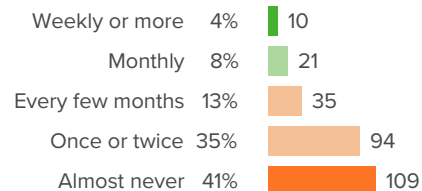
Q.3: In the past year, how often have you discussed your child's school with other parents from the school?



▼ **2** from last survey

Favorable: **49%**

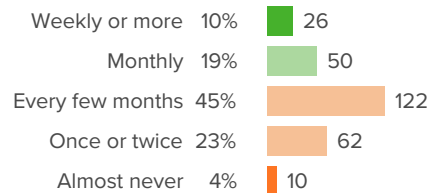
Q.4: In the past year, how often have you helped out at your child's school?



▲ **0** from last survey

Favorable: **12%**

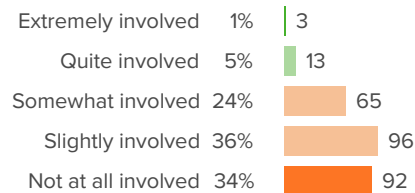
Q.5: In the past year, how often have you visited your child's school?



▼ **4** from last survey

Favorable: **28%**

Q.6: How involved have you been in fundraising efforts at your child's school?



▼ **2** from last survey

Favorable: **6%**



Home School Connection

Your average

58%

271 responses

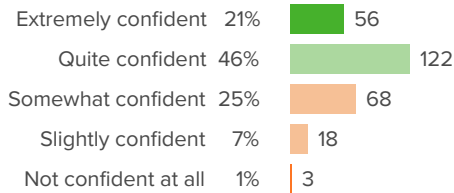
School Type average: **64%** Middle Schools

School Type average: **60%** Secondary Schools

District average: **67%** Greenwich Public Schools

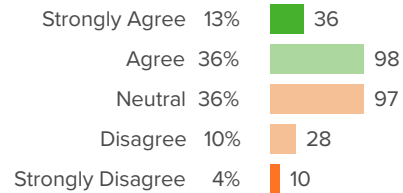
How did people respond?

Q.1: How confident are you in your ability to support your child's learning at home?



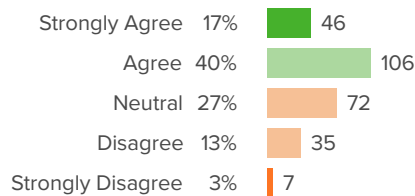
Favorable: **67%**

Q.2: At my child's school, families are welcomed partners in their child/ren's learning.



Favorable: **50%**

Q.3: There are adequate opportunities for me to express my concerns and opinions about important issues impacting my child.



Favorable: **57%**



School Fit

Your average

63%

271 responses

Change

▼ **2**

since last survey

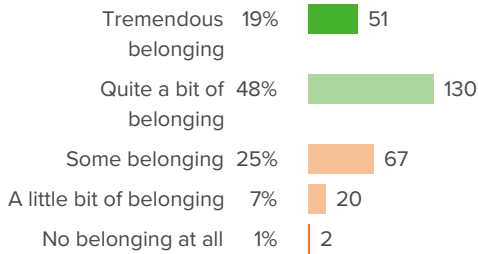
School Type average: **64%** Middle Schools

School Type average: **64%** Secondary Schools

District average: **69%** Greenwich Public Schools

How did people respond?

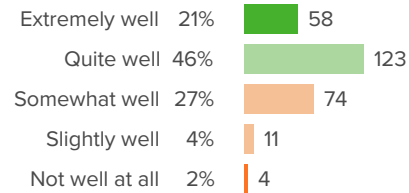
Q.1: How much of a sense of belonging does your child feel at his/her school?



▼ **3** from last survey

Favorable: **67%**

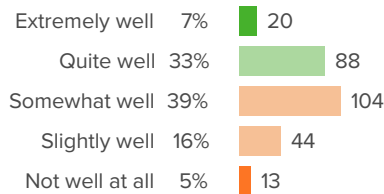
Q.2: How well do you feel your child's school is preparing him/her for his/her next academic year?



▼ **3** from last survey

Favorable: **67%**

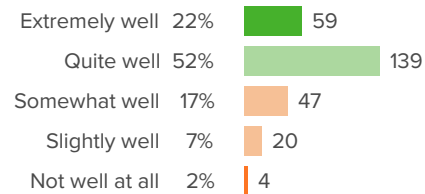
Q.3: How well do the activities offered at your child's school match his/her interests?



▼ **7** from last survey

Favorable: **40%**

Q.4: At your child's school, how well does the overall approach to discipline work for your child?

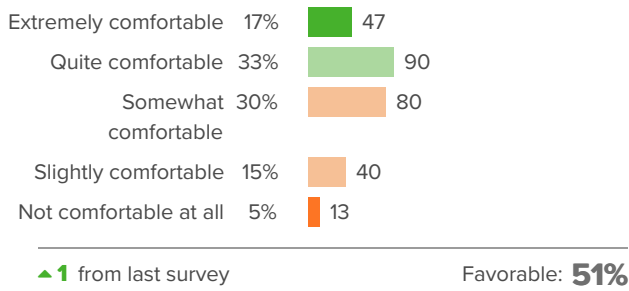


▲ **5** from last survey

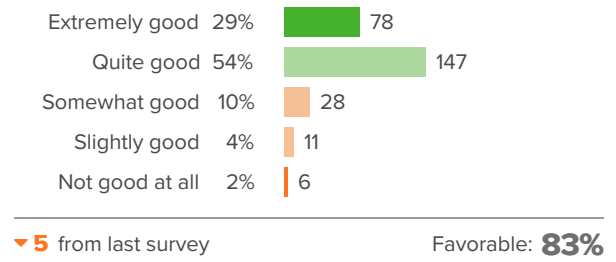
Favorable: **74%**



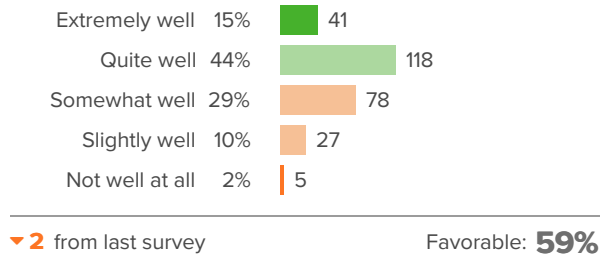
Q.5: How comfortable is your child in asking for help from school adults?



Q.6: Given your child’s cultural background, how good a fit is his/her school?



Q.7: How well do the teaching styles of your child's teachers match your child's learning style?

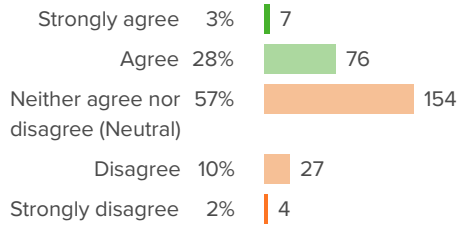




Other questions

How did people respond? _____

Q.1: Students at my child's school will try to stop students from insulting or making fun of other students.



▼ 8 from last survey

Favorable: **31%**