



Riverside School

Panorama Teacher Survey
Spring 2019



Report created by
Panorama Education



Summary

Topic Description	Results	Comparison
Connecticut school climate indicators	71% ▲ 9 since last survey	64% Elementary Schools 56% Greenwich Public Schools
District leadership	18%	18% Elementary Schools 21% Greenwich Public Schools
Educating All Students Faculty perceptions of their readiness to address issues of diversity.	74% ▲ 5 since last survey	80% Elementary Schools 78% Greenwich Public Schools
Feedback and Coaching Perceptions of the amount and quality of feedback faculty and staff receive.	19% ▲ 9 since last survey	37% Elementary Schools 38% Greenwich Public Schools
Professional Learning Perceptions of the amount and quality of professional growth and learning opportunities available to faculty and staff.	31%	34% Elementary Schools 32% Greenwich Public Schools
School Climate Perceptions of the overall social and learning climate of the school.	62% ▲ 15 since last survey	58% Elementary Schools 53% Greenwich Public Schools
School Leadership Perceptions of the school leadership's effectiveness.	48% ▲ 37 since last survey	50% Elementary Schools 50% Greenwich Public Schools
Staff-Leadership Relationships Perceptions of faculty and staff relationships with school leaders.	66% ▲ 41 since last survey	65% Elementary Schools 66% Greenwich Public Schools



25 responses

Connecticut school climate indicators

Your average

71%

25 responses

Change

▲ 9

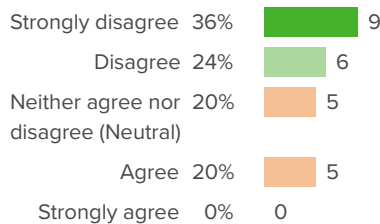
since last survey

School Type average: **64%** Elementary Schools

District average: **56%** Greenwich Public Schools

How did people respond?

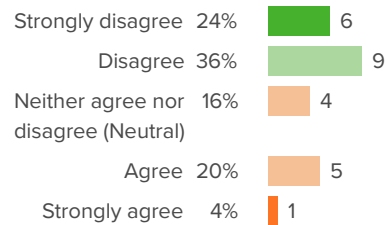
Q.1: In this school, I have seen or heard or seen on social media, students ridiculing, laughing at, cursing at, gossiping about or lying about other students.



▲ **16** from last survey

Favorable: **60%**

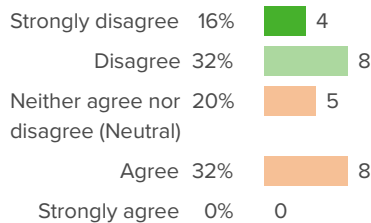
Q.2: I have seen students push, slap, punch, or beat up other students more than once in this school.



▼ **22** from last survey

Favorable: **60%**

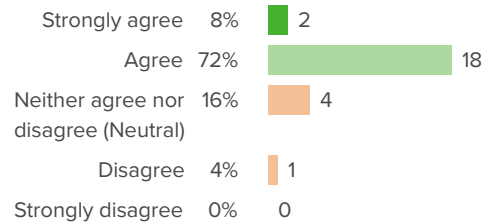
Q.3: There are groups of students in the school who exclude others and make them feel bad for not being a part of the group.



▲ **15** from last survey

Favorable: **48%**

Q.4: Students at this school will try to stop students from insulting or making fun of others.

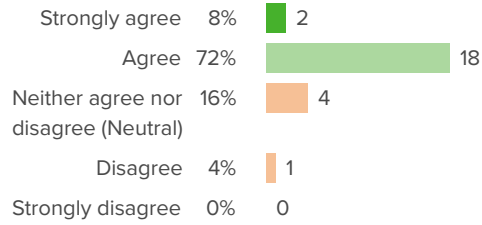


▲ **9** from last survey

Favorable: **80%**



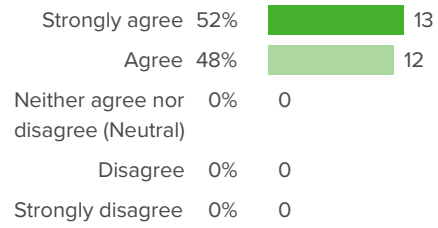
Q.5: Students in this school respect each other's differences (for example, gender, race, culture, disability, sexual orientation, learning differences, etc.).



▲ 26 from last survey

Favorable: 80%

Q.6: Parents/guardians are made to feel welcome at this school.



▲ 13 from last survey

Favorable: 100%



District leadership

Your average

18%

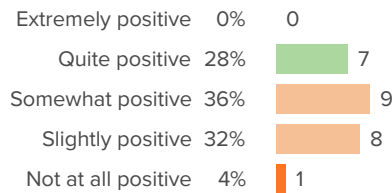
25 responses

School Type average: **18%** Elementary Schools

District average: **21%** Greenwich Public Schools

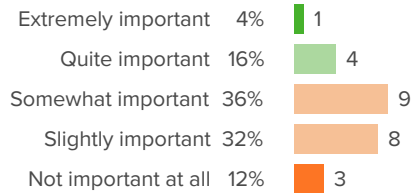
How did people respond?

Q.1: How positive is the tone that leaders set for the culture of the district?



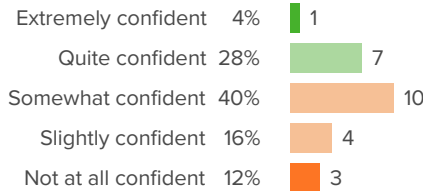
Favorable: **28%**

Q.2: For your district leaders, how important is teacher satisfaction?



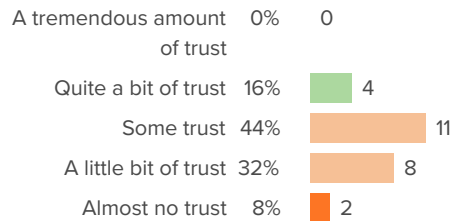
Favorable: **20%**

Q.3: How confident are you that your district leaders have the best interests of the district in mind?



Favorable: **32%**

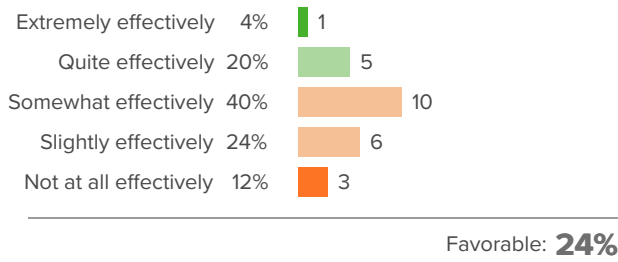
Q.4: How much trust exists between district leaders and faculty?



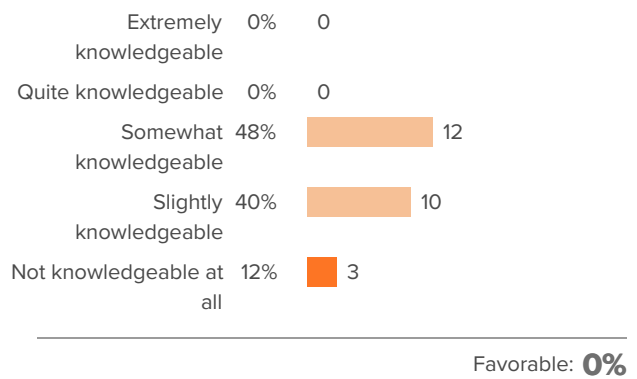
Favorable: **16%**



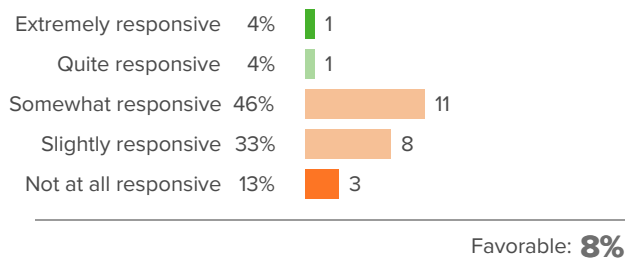
Q.5: How effectively do district leaders communicate important information to teachers?



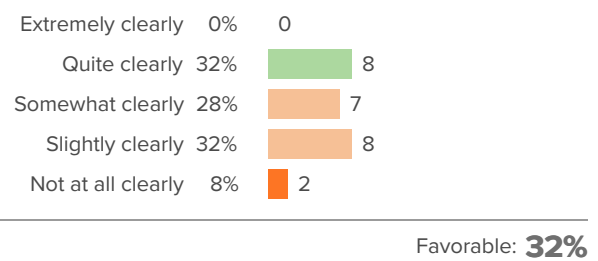
Q.6: How knowledgeable are your district leaders about what is going on in teachers classrooms?



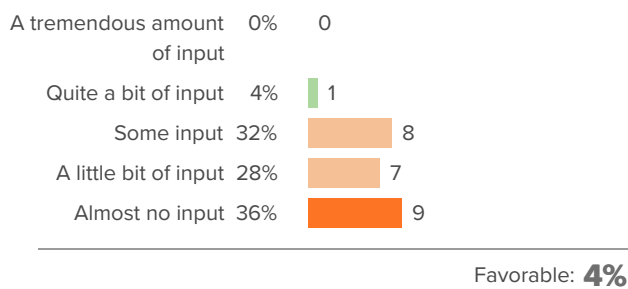
Q.7: How responsive are district leaders to your feedback?



Q.8: How clearly do your district leaders identify their goals for teachers?



Q.9: When the district makes important decisions, how much input do teachers have?





Educating All Students

Your average

74%

25 responses

Change

▲ 5

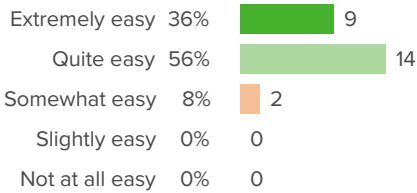
since last survey

School Type average: **80%** Elementary Schools

District average: **78%** Greenwich Public Schools

How did people respond?

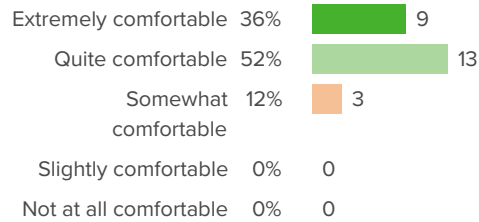
Q.1: How easy do you find interacting with students at your school who are from a different cultural background than your own?



▲ 0 from last survey

Favorable: **92%**

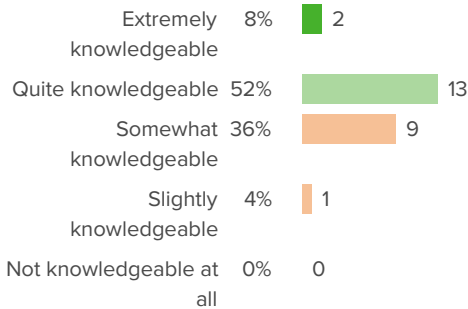
Q.2: How comfortable would you be incorporating new material about people from different backgrounds into your curriculum?



▲ 9 from last survey

Favorable: **88%**

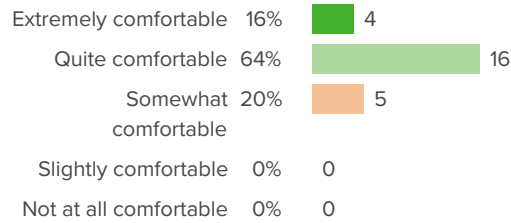
Q.3: How knowledgeable are you regarding where to find resources for working with students who have unique learning needs?



▲ 10 from last survey

Favorable: **60%**

Q.4: If students from different backgrounds struggled to get along in your class, how comfortable would you be intervening?

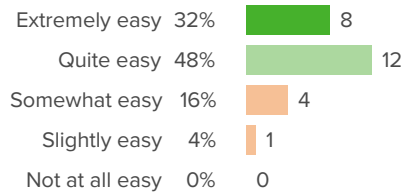


▲ 12 from last survey

Favorable: **80%**

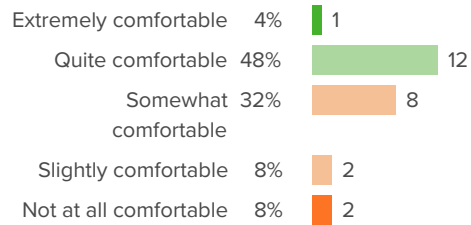


Q.5: How easy would it be for you to teach a class with groups of students from very different religions from each other?



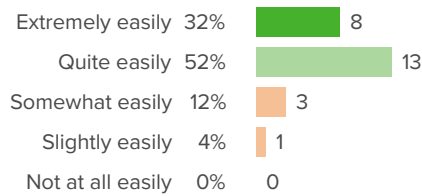
▼ 4 from last survey Favorable: **80%**

Q.6: In response to events that might be occurring in the world, how comfortable would you be having conversations about race with your students?



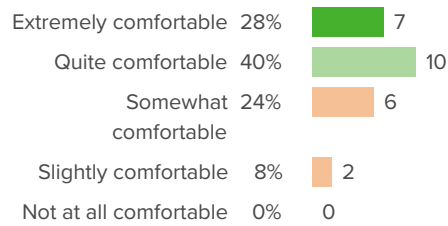
▲ 13 from last survey Favorable: **52%**

Q.7: How easily do you think you could make a particularly overweight student feel like a part of class?



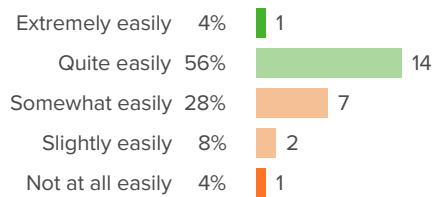
▲ 5 from last survey Favorable: **84%**

Q.8: How comfortable would you be having a student who could not communicate well with anyone in class because his/her home language was unique?



▼ 6 from last survey Favorable: **68%**

Q.9: When a sensitive issue of diversity arises in class, how easily can you think of strategies to address the situation?



▲ 5 from last survey Favorable: **60%**



Feedback and Coaching

Your average

19%

25 responses

Change

▲ 9

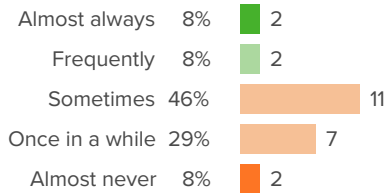
since last survey

School Type average: **37%** Elementary Schools

District average: **38%** Greenwich Public Schools

How did people respond?

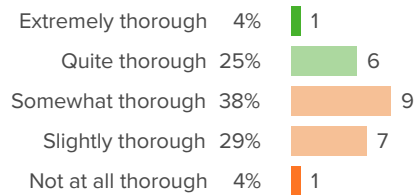
Q.1: How often do you receive feedback on your teaching?



▲ 12 from last survey

Favorable: **17%**

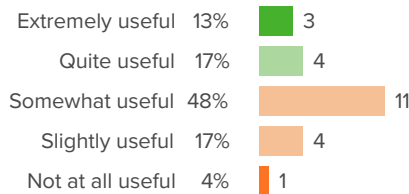
Q.2: At your school, how thorough is the feedback you receive in covering all aspects of your role as a teacher?



▲ 15 from last survey

Favorable: **29%**

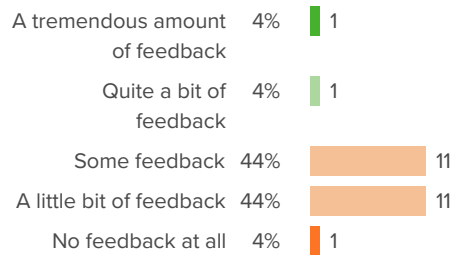
Q.3: How useful do you find the feedback you receive on your teaching?



▲ 11 from last survey

Favorable: **30%**

Q.4: How much feedback do you receive on your teaching?

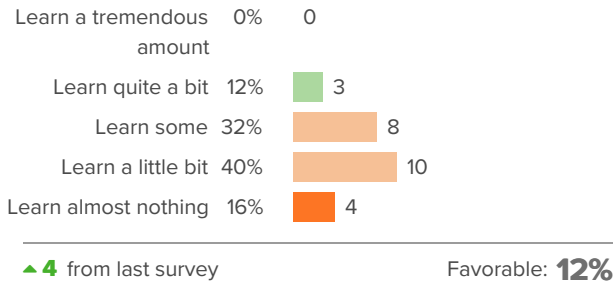


▲ 3 from last survey

Favorable: **8%**



Q.5: How much do you learn from the teacher evaluation processes at your school?





Professional Learning

Your average

31%

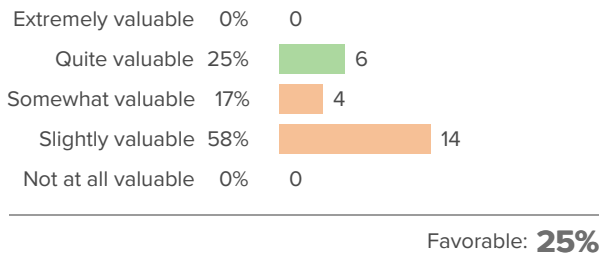
25 responses

School Type average: **34%** Elementary Schools

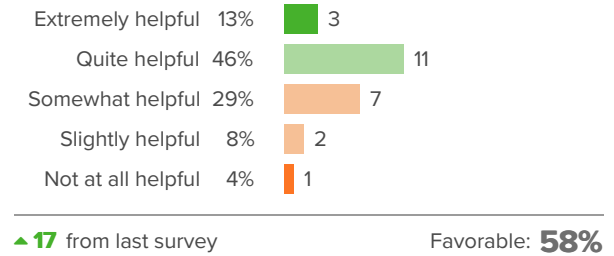
District average: **32%** Greenwich Public Schools

How did people respond?

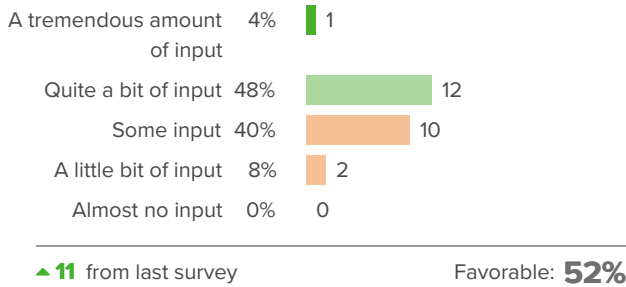
Q.1: How valuable are the district-provided professional development opportunities and content?



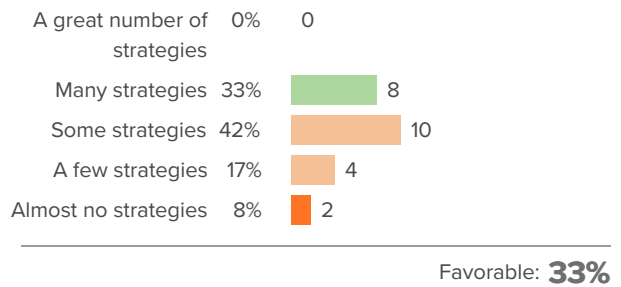
Q.2: How helpful are your colleagues' ideas for improving your teaching?



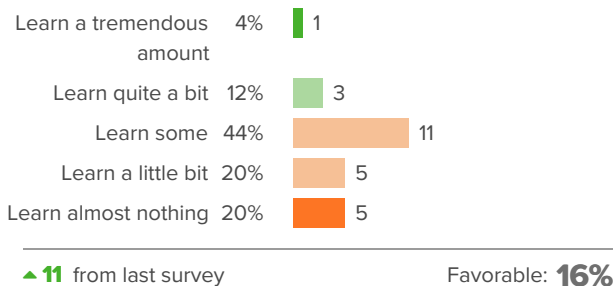
Q.3: How much input do you have into individualizing your own professional development opportunities?



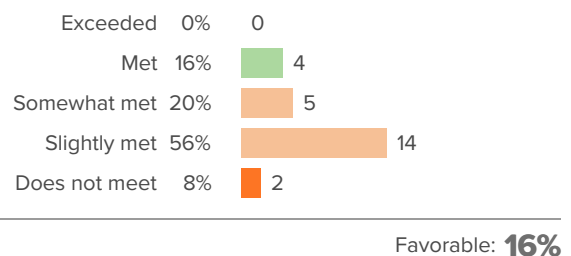
Q.4: How many new teaching strategies have you learned through district professional learning?



Q.5: Overall, how much do you learn about teaching from the leaders at your school?

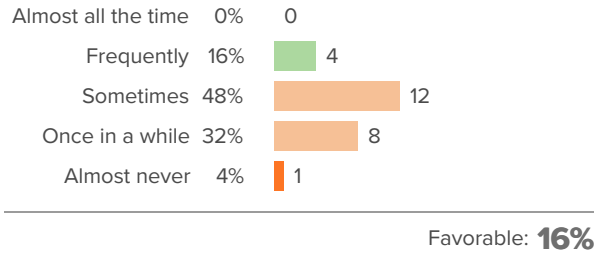


Q.6: To what extent do district professional learning sessions meet your professional learning needs?

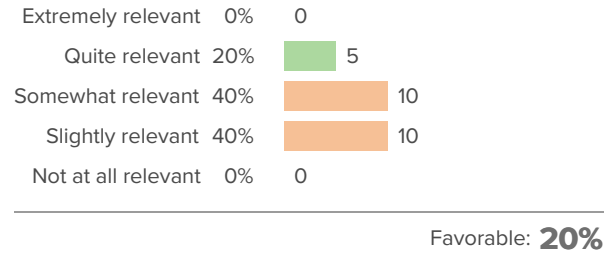




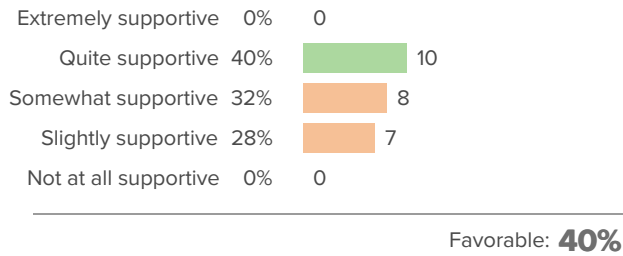
Q.7: How often do your district professional development opportunities help you explore new ideas?



Q.8: How relevant have your district professional development opportunities been to the content that you teach?



Q.9: Overall, how supportive has the district been of your growth as a teacher?





School Climate

Your average

62%

25 responses

Change

▲ 15

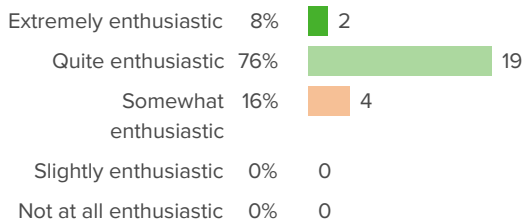
since last survey

School Type average: **58%** Elementary Schools

District average: **53%** Greenwich Public Schools

How did people respond?

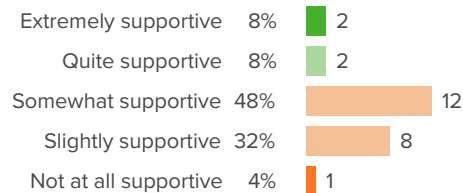
Q.1: On most days, how enthusiastic are the students about being at school?



▼ 1 from last survey

Favorable: **84%**

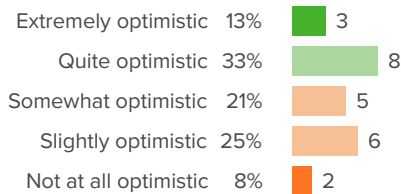
Q.2: When new initiatives to improve teaching are presented at your school, how supportive are your colleagues?



▼ 15 from last survey

Favorable: **16%**

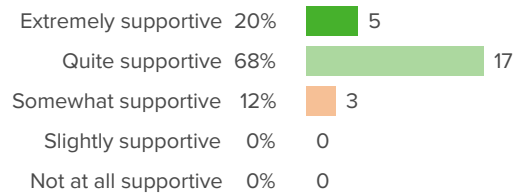
Q.3: How optimistic are you that your school will improve in the future?



▲ 20 from last survey

Favorable: **46%**

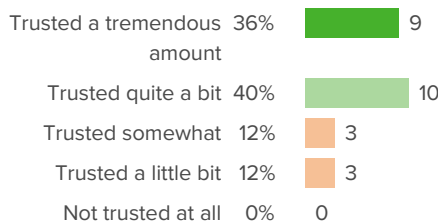
Q.4: How supportive are students in their interactions with each other?



▲ 14 from last survey

Favorable: **88%**

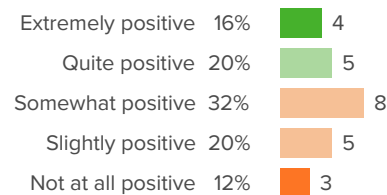
Q.5: To what extent are teachers trusted to teach in the way they think is best?



▲ 43 from last survey

Favorable: **76%**

Q.6: How positive are the attitudes of your colleagues?

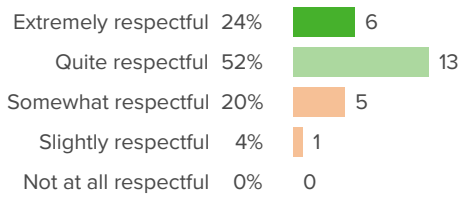


▲ 26 from last survey

Favorable: **36%**



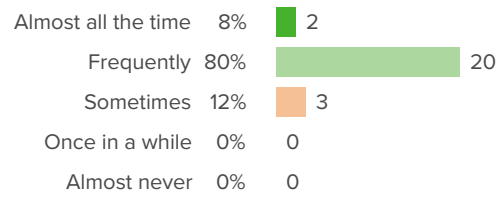
Q.7: How respectful are the relationships between teachers and students?



▼ 11 from last survey

Favorable: **76%**

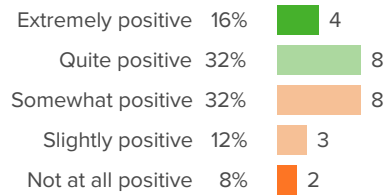
Q.8: How often do you see students helping each other without being prompted?



▲ 24 from last survey

Favorable: **88%**

Q.9: Overall, how positive is the working environment at your school?



▲ 35 from last survey

Favorable: **48%**



School Leadership

Your average

48%

25 responses

Change

▲ 37

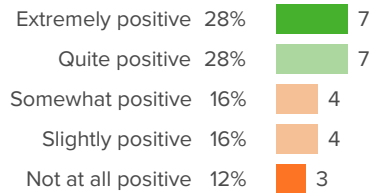
since last survey

School Type average: **50%** Elementary Schools

District average: **50%** Greenwich Public Schools

How did people respond?

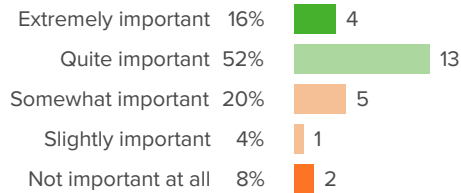
Q.1: How positive is the tone that school leaders set for the culture of the school?



▲ **48** from last survey

Favorable: **56%**

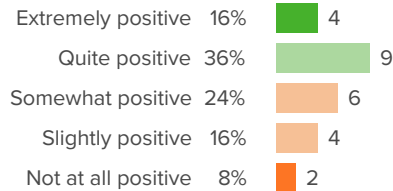
Q.2: For your school leaders, how important is teacher satisfaction?



▲ **50** from last survey

Favorable: **68%**

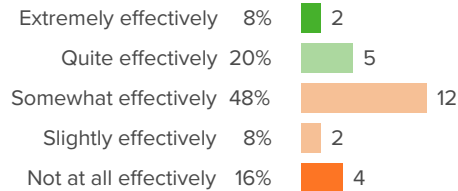
Q.3: Overall, how positive is the influence of the school leaders on the quality of your teaching?



▲ **41** from last survey

Favorable: **52%**

Q.4: How effectively do school leaders communicate important information to teachers?

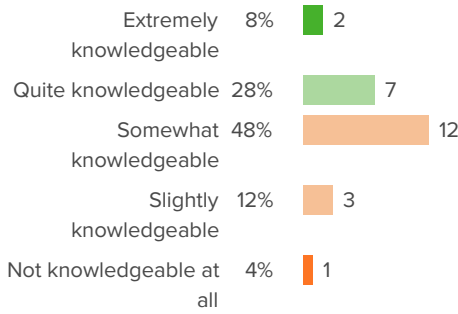


▲ **23** from last survey

Favorable: **28%**

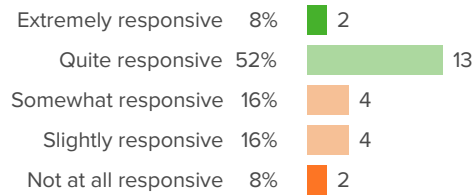


Q.5: How knowledgeable are your school leaders about what is going on in teachers' classrooms?



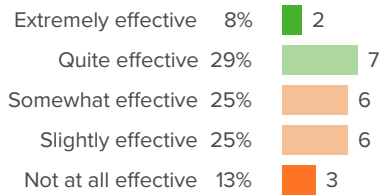
▲ 31 from last survey Favorable: 36%

Q.6: How responsive are school leaders to your feedback?



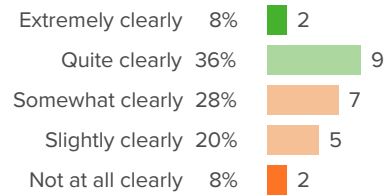
▲ 47 from last survey Favorable: 60%

Q.7: How effective are the school leaders at developing rules for students that facilitate their learning?



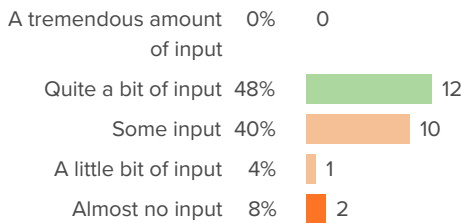
▲ 28 from last survey Favorable: 38%

Q.8: How clearly do your school leaders identify their goals for teachers?



▲ 30 from last survey Favorable: 44%

Q.9: When the school makes important decisions, how much input do teachers have?



▲ 33 from last survey Favorable: 48%



Staff-Leadership Relationships

Your average

66%

25 responses

Change

▲ 41

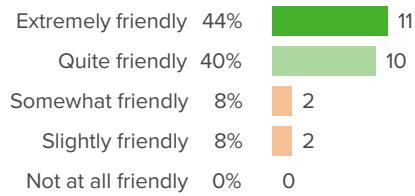
since last survey

School Type average: **65%** Elementary Schools

District average: **66%** Greenwich Public Schools

How did people respond?

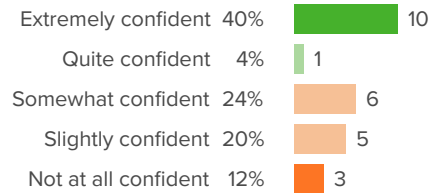
Q.1: How friendly are your school leaders toward you?



▲ 51 from last survey

Favorable: **84%**

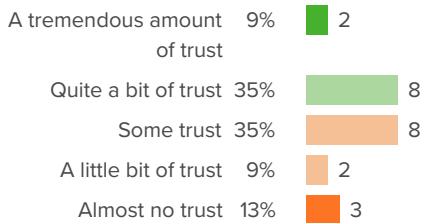
Q.2: How confident are you that your school leaders have the best interests of the school in mind?



▲ 21 from last survey

Favorable: **44%**

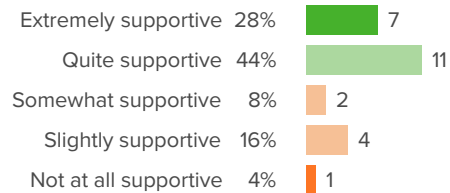
Q.3: How much trust exists between school leaders and faculty?



▲ 35 from last survey

Favorable: **43%**

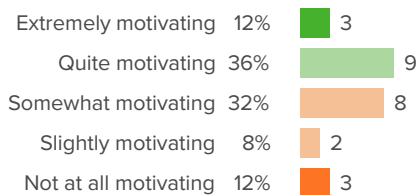
Q.4: When you face challenges at work, how supportive are your school leaders?



▲ 59 from last survey

Favorable: **72%**

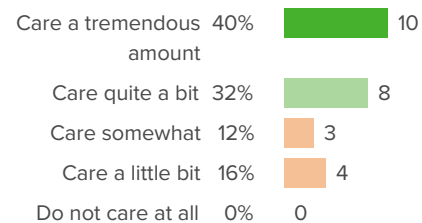
Q.5: At your school, how motivating do you find working with the leadership team?



▲ 40 from last survey

Favorable: **48%**

Q.6: How much do your school leaders care about you as an individual?

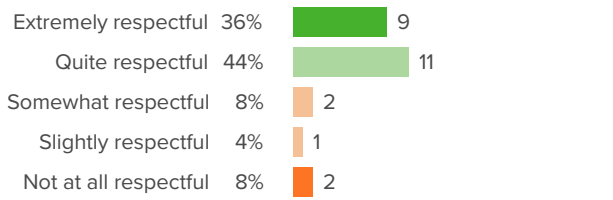


▲ 39 from last survey

Favorable: **72%**

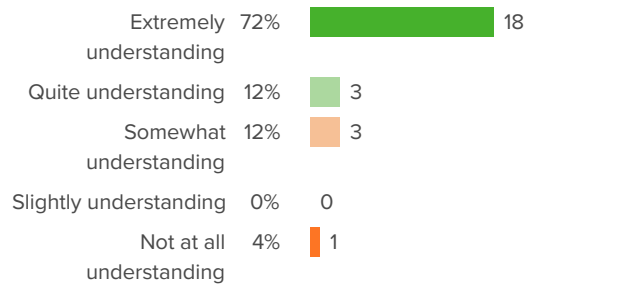


Q.7: How respectful are your school leaders towards you?



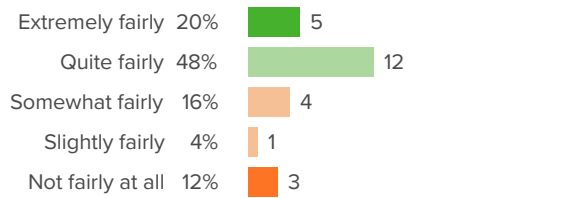
▲ **39** from last survey Favorable: **80%**

Q.8: When challenges arise in your personal life, how understanding are your school leaders?



▲ **28** from last survey Favorable: **84%**

Q.9: How fairly does the school leadership treat the faculty?



▲ **58** from last survey Favorable: **68%**