

Sandburg Elementary School Report – 2017-18

12801 84th Ave NE, Kirkland, WA 98034
425-936-2700 | sandburg.lwsd.org



Principal: Lori Pierce
Associate Principal: Nate Litke
Mascot: Seal
Colors: Blue, White and Silver

of students, October 2017: 459
of teachers: 27
Teachers with at least a Master's Degree: 70.4%
Unexcused absence rate: 0.3%

District Mission

Each student will graduate prepared to lead a rewarding, responsible life as a contributing member of our community and greater society.

School Mission

As a school community we are committed to educate, support, and inspire every student to ensure their endless possibilities. We expect all students to reach or surpass grade level standards given comprehensive instruction, district aligned curriculum, and targeted and timely intervention and enrichment. Our students benefit from the collaborative efforts of both staff and parents.

School Funding

District General Fund Budget: \$360.2 million
District Per Pupil Expenditure: \$11,949 per pupil
Building Budget for this school: \$88,102

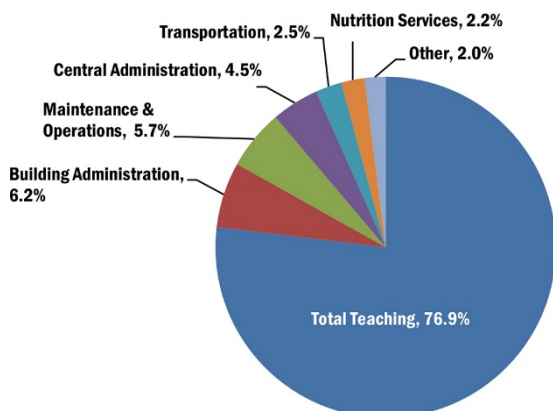
School Description

Located in the Finn Hill neighborhood of Kirkland, the Carl Sandburg Elementary community is dedicated to developing the whole child. Students are provided a challenging and rigorous curriculum. They are strategically exposed to the responsibilities of global citizenship.

An increased awareness of environmental and social responsibility results in many acts of stewardship. Students and parents keep our grounds pesticide free. They recycle and compost, and complete monthly service projects. Carl Sandburg students were recognized with the Tier 4 King County Green Schools Award.

2017-18 District Expenditures

Where does the money go?



2017-18 School Goals

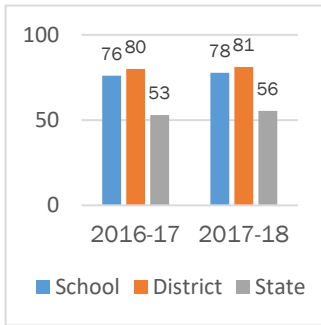
Sandburg teachers performed a grade level review of student achievement and baseline assessments.

- Grades K-2 Reading: 80% of students proficient as measured by the end of year DIBELS
- Grades 3-5 English Language Arts: 81% at standard
- Grades 3-5 Math: 84% at standard
- Grade 5 science: 83% at standard
- Achievement gap: 50% of students receiving Special Education Services in grades 3-5 will be at standard in ELA on the SBA, and 50% or English Language Learners will be at standard in ELA on the SBA
- School Effectiveness: 95% of staff will agree completely or mostly with the statement that "All students can learn complex concepts" and 90% will agree mostly or completely that "Teachers use effective strategies to help low-performing students meet high academic standards"
- Attendance: Decrease the number of students who miss more than 10% of the school year (18 or more absences, excused or unexcused) from 11% (49 students) to roughly 6% (30 students)
- Discipline: Using the Nine Characteristics Survey, 90% of staff will feel like discipline issues are being handled well

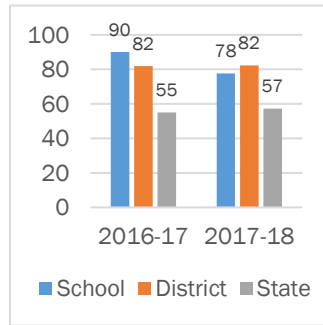
State Assessment Results

Smarter Balanced Assessment (SBA)

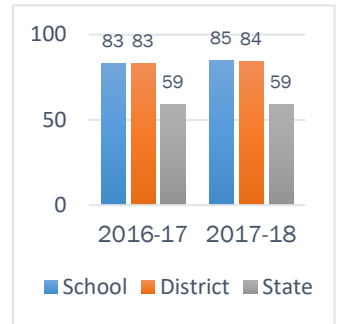
3rd Grade English Language Arts



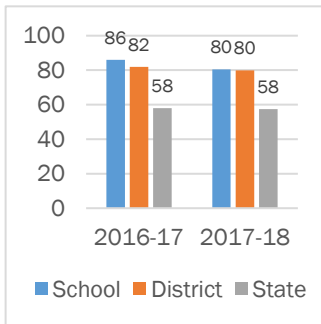
4th Grade English Language Arts



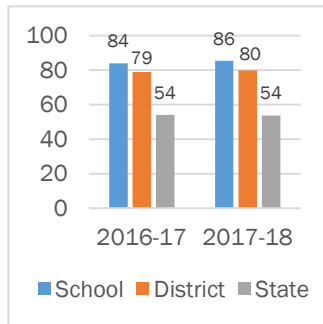
5th Grade English Language Arts



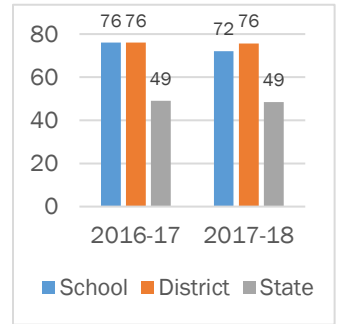
3rd Grade Math



4th Grade Math

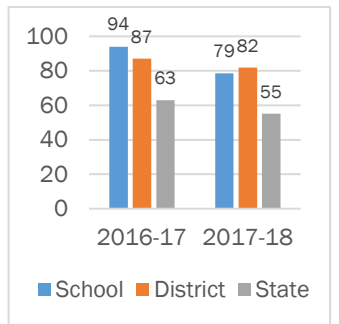


5th Grade Math



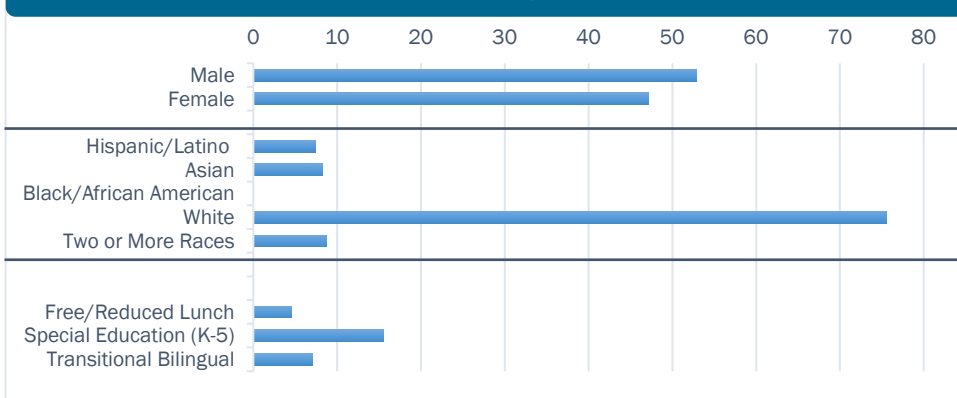
Measurements of Student Progress (MSP)

5th Grade Science



To view state test scores by demographic group, please visit: <http://reportcard.ospi.k12.wa.us>. Select Lake Washington School District, then elect Sandburg Elementary School.

Student Demographics



School Building

Our school facilities are available for public use by contacting our school office.

Building Condition Assessment: Good

The Building Condition Assessment represents an overall permanent building condition assessment. It is conducted by a third party in accordance with the state's Asset Preservation Program.

Invitation to Participate

Goal 5 in the district's Strategic Plan is to "Engage our Communities." Families and community members are encouraged to participate in our school. Volunteers are trained and work in a variety of positions. To get involved, call our school office.