



Hello Parents,

Our school uses Securly to keep students safe on their school-issued devices.

In the **SecurlyHome app**, you'll have a real-time view of your child's activity on their school device. You'll also get a weekly email from Securly with a snapshot report of that activity.

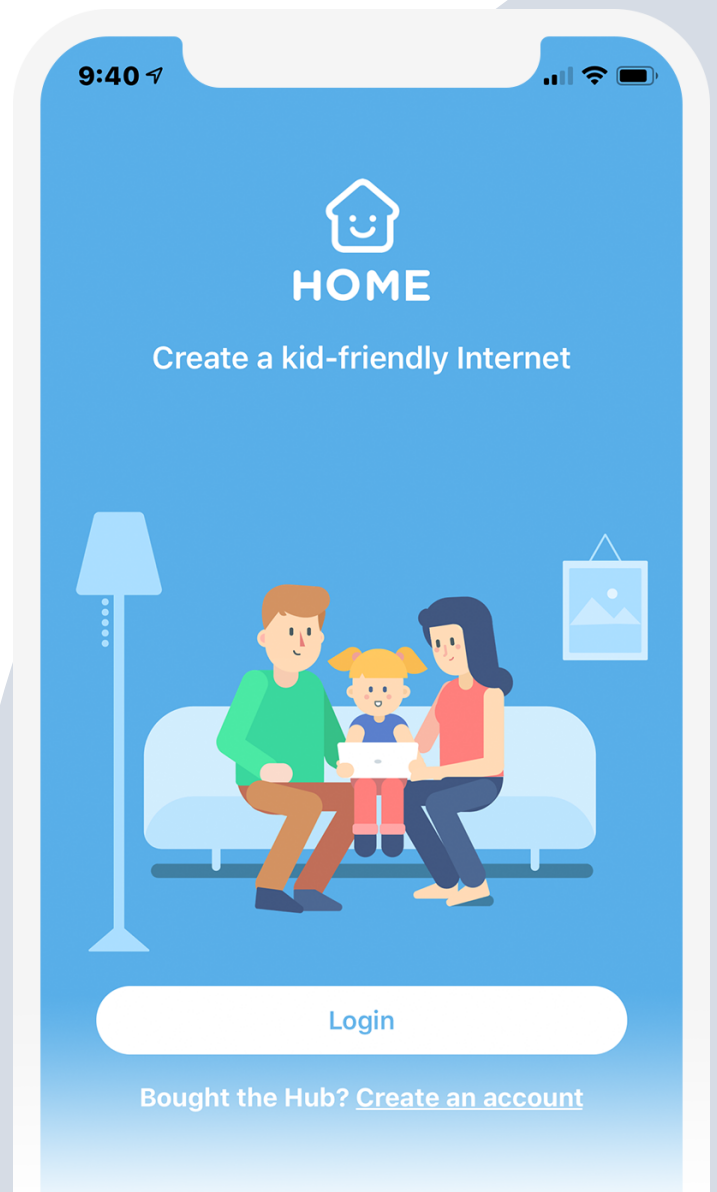
Download the SecurlyHome app and look for your
“**Welcome Email**” from Securly to get started.

Get Started:

1

Download the SecurlyHome App.

Access to your child's real-time activity feed, right in the palm of your hand.



2

Open the app and tap the **Login** button.

Enter the **email address** you have registered with your child's school and tap the **"Get instant access" button**.

Check your email **from your phone**, click on the link, and hooray! Your account is ready to go.

Parent Login

mitchell@securly.com

Get instant access

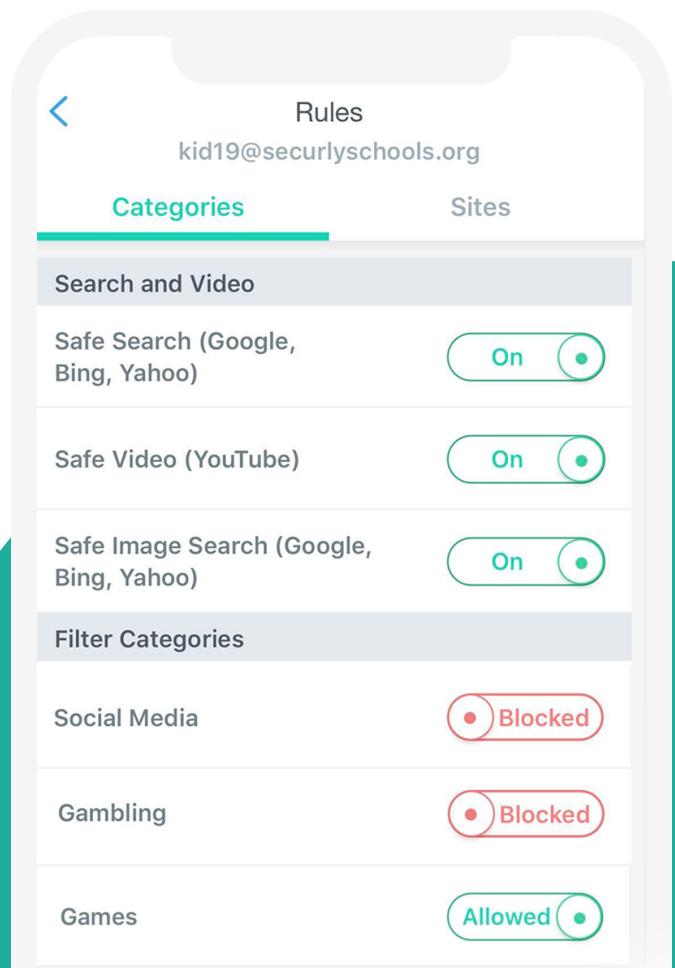
or

Use your password

3

Your App, Your Rules.

Create your own rules for when your child's school device comes home.



Get to Know Your SecurlyHome App

Navigate and explore different views into your child's online activity.

Activity Feed

Get a real-time view of your child's online activity.

Rules

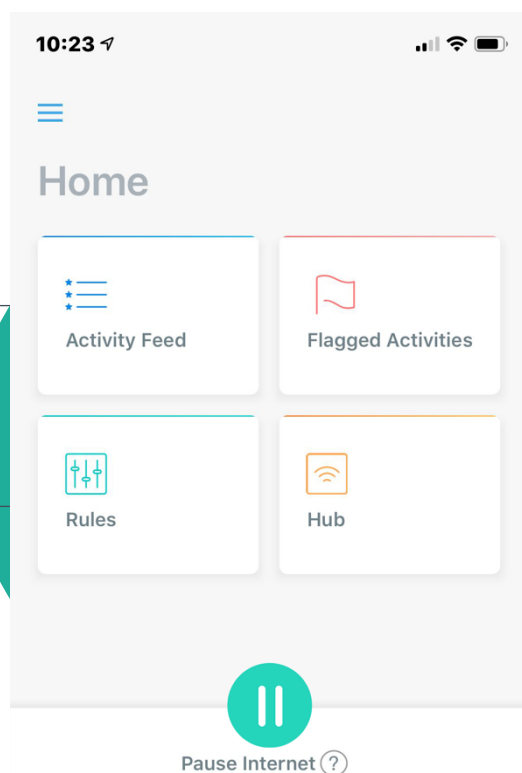
Block specific categories such as social media and gaming on your child's school device when it is at home.

Flagged Activities

The SecurlyHome app will notify you of any flagged activities pointing to self-harm or bullying related to your child.

Hub

If you want to manage and monitor your child's personal devices, check out the Hub. Learn more at <http://www.securly.com/hub>



Pause

Turn on and off internet access on your child's school device when it is at home.



Download the PDF
for more information.

If you want to learn more about Securly's online safety solutions, please visit www.securly.com/home. For any additional questions, email homesupport@securly.com.