



ORANGE UNIFIED SCHOOL DISTRICT

Measure S Bond Program

July 2019 Monthly Progress Report



PERIOD COVERED:

July 1-31, 2019

FISCAL YEAR

FY 2019-2020

PROGRESS REPORT NO.

PR-025-1819-025

PREPARED BY:

CUMMING
Building Value Through Expertise



TABLE OF CONTENTS

1.0 Executive Summary

- 1.1 Program Summary
- 1.2 Program Highlights/Key Milestones
- 1.3 Look Ahead (next 90 days)

2.0 Project Status Report

- Canyon HS – Science Center
- El Modena HS – Science Center
- Orange HS – Utility Infrastructure (Increment # 1)
- Orange HS – Science Center (Increment # 2)
- Villa Park HS – Interim Housing & Science Center

3.0 Financial Report

- 3.1 Project Cost Estimate
 - Budget vs Actuals with Vendor details per High School
- 3.2 Cash Flow Projections

4.0 Program Schedule Summary



1.0 EXECUTIVE SUMMARY

1.1 Program Summary

Division of State Architects (DSA) approval to establish design criteria completed as follows:

- (Completed) June 25, 2019 - Orange HS Custom Shade Structures (04-118351)
- (Completed) May 2, 2019 - Canyon HS Interim Modular Kitchen (04-118418)
- (Completed) January 31, 2019 - Canyon HS Science Center (04-117300)
- (Completed) November 6, 2018 - El Modena HS Science Center (04-117098)
- (Completed) August 16, 2018 - Villa Park HS Science Center (04-117022)
- (Completed) July 12, 2018 - Orange HS Science Center (Increment # 2) (04-116859)
- (Completed) April 10, 2018 - Orange HS Increment # 1 (Satellite Kitchen) (04-116673.2)
- (Completed) March 1, 2018 - Orange HS Increment #1 (Infrastructure Upgrades, Move Relocatable Buildings, Bus Drop-Off, Restroom Renovation Project) (04-116673.1)
- (Completed) February 7, 2018 - Villa Park HS Interim Housing (DSA Application #04-116788)

Construction starts, as follows:

- (Construction Start) June 12, 2019 – Canyon HS Science Center
- (Construction Start) February 18, 2019 – Orange HS Science Center (Increment #2)
- (Construction Start) April 2, 2019 – El Modena HS Science Center
- (Construction Start) January 7, 2019 – Villa Park HS Science Center (Interim Housing and Science Center)
- (Construction Start) June 15, 2018 – Orange HS Site Infrastructure (Increment #1)

1.2 Program Highlights/Key Milestones

July 25th Approved Board of Education Items:

- The Notice of Completion for the contract listed below have been completed and accepted by the Board of Education and approved for filing of appropriate notice(s) of completion:

Bid No. S1718-001 Orange High School Increment 1 Site Improvements

Project(s): Orange High School

Board Approval: May 24, 2018

Original Purchase Order: 185198

Completion Date: June 28, 2019

Contractor: Swinerton Builders

Original Project Amount: \$5,965,424.00

Change Order(s) Amount: \$ 591,004.33

Total Project Amount: \$6,556,428.33

Fund(s): Building Measure S Projects (21)



In accordance with Public Contract Code Section 7107, the final payment of the five percent (5%) retention of the value of the work done under these agreements shall be made thirty-five (35) days after recording by the District of the Notice(s) of Completion at the County of Orange Recorder's Office.

- The Board of Education approved a Measure S Phase II design and construction administration contract for Lionakis Architects, to provide these design services for Orange HS, to prepare Option 2 design in the amount of \$1,450,000;
 - Demolition of existing 100/200 building (includes 10 classrooms and current Student Services suites).
 - Construction of a new 15-classroom building with student services suite.
- The Board of Education approved a Measure S Phase II design and construction administration contract for Cannon Design Architects, to provide these design services for Canyon HS, to prepare Option 2 design in the amount of \$620,000;
 - Full Modernization and utility/security/technology/restroom upgrades to building 200 (existing science building).
 - Removal of ALL portable classrooms.
- The Board of Education approved a Measure S Phase II design and construction administration contract for LPA Architects, to provide these design services for Villa Park HS, to provide these design services for Villa Park HS, to prepare Option 1 design in the amount of \$1,800,000;
 - Minor renovation and utility/security/technology and restroom upgrades to building 100/200 (2 story buildings front facing Taft Avenue).
 - Demolition of 500 building.
 - Construction of new two-story, 18-classroom, single corridor classroom building.
 - Removal of 19 portable classrooms.
- The Board of Education approved a Measure S Phase II design and construction administration contract for Harley Ellis Devereaux Architects, to provide these design services for El Modena HS, to prepare Option 2 design in the amount of \$1,800,000;
 - Construction of a new 6,700 square foot modular classroom building (5-6 classrooms).
 - Construction of a 3,000 square foot addition to the existing Student Services building.
 - Moderate renovation and utility/security/technology upgrades to building 800 (CTE), and the Library.

Phase II Measure S Bond Project Development Update:

- On 7/25/19, the Board approved the recommendation to award four (4) design contracts for each of the High Schools Phase II projects.
 - The construction delivery method has been overviewed.



California Environmental Quality Act (CEQA) Compliance Achieved (as required by law):

- Villa Park HS – Notice of Exemption (Board approved on 9/20/18).
- Canyon HS – Notice of Exemption (Board approved on 7/26/18).
- Orange HS – Notice of Exemption (Board approved on 3/8/18).
- El Modena HS – Notice of Exemption (Board approved on 3/8/18).

Project Achievements:

- As of 7/31/19, at Canyon HS Science Center, Swinerton Builders submitted a “pencil draft” of payment applications # 1 (May/June), which is being reviewed by the construction manager, Gafcon.
- As of 7/31/19, at Orange HS Science Center, processing Pinner Construction payment applications # 5 (June), reflecting 13% paid overall completion.
- As of 7/31/19, at Villa Park HS IH & Science Center, processing Angeles Contractor payment applications # 4 (June) reflecting 10% paid overall completion.
- As of 7/31/19, at El Modena HS Science Center, processing Angeles Contractor payment applications # 2 (June) reflecting 6% paid overall completion.
- On 7/26/19, at Orange HS Increment # 1, we can start to review the received revised payment application # 12 (Retention Release 2019), for payment processing. This reflects 100% retention release based on the Board approved and filed Notice of Completion.
- On 7/15/19, at El Modena HS Science Center, allowance # 02, in the amount of \$891.⁰⁰, was executed to repair an unforeseen water line within Esplanade driveway between cafeteria and 800 building. This amount was within the contract allowance item 2, in the construction contract agreement with Angeles Contractor.

1.3 Look Ahead (next 90 days)

Board of Education Agenda

August 15th Tentative Items:

- There are no Measure S items recommended for Board action at the time of this report.

Program Wide

- Orange HS Science Center – Continue the excavation and construction of the new science center.
- Orange HS Science Center – Award the design contract to the Architect and start the design process for Phase II.



- Canyon HS Science Center – Start the procurement outreach for the approved Furniture, Fixture and Equipment (FF & E) list.
- Canyon HS Science Center – Continue the excavation and construction of the new science center.
- Canyon HS Science Center – Award the design contract to the Architect and start the design process for Phase II.
- El Modena HS Science Center – Continue the excavation and construction of the new science center.
- El Modena HS Science Center – Award the design contract to the Architect and start the design process for Phase II.
- El Modena HS Science Center – Start the procurement outreach for the approved Furniture, Fixture and Equipment (FF & E) list.
- Villa Park HS Interim Housing & Science Center – Award the design contract to the Architect and start the design process for Phase II.
- Villa Park HS Interim Housing & Science Center – Continue the excavation and construction of the new science center.
- Villa Park HS Interim Housing & Science Center – Start the procurement outreach for the approved Furniture, Fixture and Equipment (FF & E) list.
- Canyon HS Science Center – Start to receive the kitchen equipment for the interim modular kitchen.
- Canyon HS Science Center – Start the contractor installation of the kitchen equipment for the interim modular kitchen.



2.0 PROJECT STATUS REPORT



Canyon High School
New STEM Building

CANYON HIGH SCHOOL
New STEM Building



EL MODENA SCIENCE CENTER

Overall View

HED



Orange High School Science Center



AT VILLA PARK HIGH SCHOOL

LPA



CANYON HS SCIENCE CENTER

- | | |
|--|--|
| <ul style="list-style-type: none">• 12 Laboratory Rooms• 12 General Classrooms• Student Services• New Food Services | <ul style="list-style-type: none">• New Multi-Purpose Room Entry• Parking Lot Improvements• Infrastructure Upgrade and Improvements• Landscape Improvements |
|--|--|

Project Update ([Construction](#)):

- As of 7/31/19, the site excavation and trenching continue within the new science center building footprint.
- On 7/26/19, the weekly construction meetings being held in the Library until construction trailers arrive on site, scheduled for August 2, 2019.
- As of 7/26/19, the pencil draft of payment applications # 1 (May/June) was received for review by the construction manager.
- On 7/24/19, the project team was told by the IOR to expect a visit from the DSA Field Inspector to talk about the steel construction on this project.
- As of 7/23/19, to keep construction moving, the following construction directives (CD) were issued;
 - CD # 01 for a not-to-exceed (NTE) price of \$7,763 to cut and cap existing underground irrigation line in the path of the new interim kitchen.

[See Construction Photo's below:](#)



General Contractor, Swinerton Builders, excavating, placing the interim kitchen modular forms for concrete pad pour, and grading.



EL MODENA HS SCIENCE CENTER

- | | |
|---|--|
| <ul style="list-style-type: none">• 12 Laboratory Rooms• 1 General Classrooms• 2 Medically Fragile Classrooms | <ul style="list-style-type: none">• Relocation of Campus MDF• Technology & Utility Upgrade• Landscape Improvements |
|---|--|

Project Update (**Construction**):

- As of 7/31/19, the site excavation and trenching continue within the new science center building footprint.
- As of 7/26/19, processing payment applications # 2 (June) reflecting 6% paid overall completion.
- As of 7/25/19, to keep construction moving, the following construction directives (CD) were issued;
 - CD # 07 for a not-to-exceed (NTE) price of \$20,000 to accommodate utilities for future project.
- On 7/15/19, allowance # 02, in the amount of \$891.⁰⁰, was executed to repair an unforeseen water line within Esplanade driveway between cafeteria and 800 building. This amount was within the contract allowance item 2, in the construction contract agreement.

[See Construction Photo's below:](#)



General Contractor, Angeles Contractor, excavating, placing and uncovering underground pipes, setting trench, and slurry in new underground conduit lines.





ORANGE HS UTILITY INFRASTRUCTURE

- | | |
|---|---|
| <ul style="list-style-type: none"> • Site Utility & Infrastructure Upgrade <ul style="list-style-type: none"> ○ Satellite Kitchen ○ Electrical Utility Yard | <ul style="list-style-type: none"> • Relocate (5) and Demolish (4) of portable classroom buildings |
|---|---|

Project Update Increment # 1 – Site Utility Infrastructure (**Construction**):

- As of 7/26/19, we can start to review the received revised payment application # 12 (FINAL 2019), for payment processing. This reflects 100% retention release based on the approved and filed Notice of Completion.
- On 7/25/19, the Notice of Completion for the contract listed below have been completed and accepted by the Board of Education and approved for filing of appropriate notice(s) of completion:
 - Bid No. S1718-001 Orange High School Increment 1 Site Improvements
 - Project(s): Orange High School
 - Board Approval: May 24, 2018

[See Construction Photo's below:](#)



Serving window equipment in place for the Satellite Kitchen (interior)



Serving window and serving lanes in place for the Satellite Kitchen. (exterior)




Satellite Kitchen equipment layout.

New wrought iron fencing and gates in place outside of building 100 (near bus turnout).



New wrought iron fencing gates in place at the new electrical yard.





ORANGE HS SCIENCE CENTER

- 12 Laboratory Rooms
- 1 General Classrooms

- New Panther Pavilion Plaza
- 2 Medically Fragile Classrooms

Project Update Increment # 2 – Science Center ([Construction](#)):

- As of 7/31/19, Pinner is engaged in excavation, lagging and slurry within the trench of the new science center building footprint.
- As of 7/26/19, to keep construction moving, the following construction directive (CD) was issued;
 - CD # 20 for a not-to-exceed (NTE) price of \$16,000 to provide PA system connects at bldgs. 700 & 800 (part of Allowance # 2).
 - CD # 19 for a not-to-exceed (NTE) price of \$4,000 to reroute existing sewer clean-out per RFI-127 (part of Allowance # 2).
 - CD # 18 for a not-to-exceed (NTE) price of \$4,400 to remove and replace bldg. 600 roof drain (part of Allowance # 1).
 - CD # 17 for a not-to-exceed (NTE) price of \$3,000 to remove and replace failed gate valve per RFI-123 (part of Allowance # 2).
 - CD # 16 for a not-to-exceed (NTE) price of \$4,200 to provide new valve and valve box per RFI-120 (part of Allowance # 2).
 - CD # 15 for a not-to-exceed (NTE) price of \$20,000 to replace 4" water line west to east, south of north fire lane (part of Allowance # 2).
- As of 7/24/19, processing payment applications # 5 (June), reflecting 13% paid overall completion.

[See Construction Photo's below:](#)



General Contractor, Pinner Construction, excavating, trenching and grading, setting manholes, running underground pipe and forming seat walls.



VILLA PARK HS SCIENCE CENTER

- 12 Laboratory Rooms
- 2 General Classrooms
- 2 Medically Fragile Classrooms

- Demolish existing building 300
- Install 10 New Portable Buildings

Project Update (**Construction**):

- As of 7/31/19, the site excavation and trenching continue within the new science center building footprint.
- As of 7/26/19, to keep construction moving, the following construction directive (CD's) were issued;
 - CD # 16 for a not-to-exceed (NTE) price of \$4,691.67 to route fire alarm conduit to bldg. 100/200 per DSA-CCD 140-014.
 - CD # 15 for a not-to-exceed (NTE) price of \$22,500 to locate and uncover a new sanitary sewer POC for "6" connection.
 - CD # 14 for a not-to-exceed (NTE) price of \$2,500 to route a new gas line parallel to existing due to duct bank. (part of Allowance # 4)
- As of 7/24/19, processing payment applications # 4 (June) reflecting 10% paid overall completion.

[See Construction Photo's below:](#)



General Contractor, Angeles Contractor, excavating, trenching and grading, along with setting electrical gear, placing and uncovering underground pipes.

3.0 FINANCIAL REPORT



3.1 Project Cost Estimate Summary

*Measure S Bond Program
Financial Report for July 2019*

	Budget	Contracted to Date	Expended to Date	Quarterly Expense Jul '19 - Sep '19	% Expended
PROGRAM					
Phase 1 - HS Science Center	\$207,657,339	\$150,781,996	\$28,281,370	\$5,252,358	14%
Phase 2	\$80,342,661	\$495,419	\$481,966	\$42,248	1%
Total	\$288,000,000	\$151,277,415	\$28,763,336	\$5,294,606	10%
Canyon High School					
Phase 1 - HS Science Center	\$69,500,000	\$47,855,737	\$4,602,816	\$266,202	7%
Phase 2	\$2,500,000	\$54,593	\$54,593	\$0	2%
Total	\$72,000,000	\$47,910,329	\$4,657,408	\$266,202	6%
El Modena High School					
Phase 1 - HS Science Center	\$40,726,251	\$31,881,150	\$3,880,177	\$956,458	10%
Phase 2	\$31,273,749	\$118,309	\$111,739	\$30,560	0%
Total	\$72,000,000	\$31,999,459	\$3,991,916	\$987,018	6%
Orange High School					
Phase 1 - HS Science Center	\$52,308,088	\$39,986,551	\$13,781,221	\$2,888,132	26%
Phase 2	\$19,691,912	\$182,568	\$178,206	\$1,808	1%
Total	\$72,000,000	\$40,169,119	\$13,959,426	\$2,889,940	19%
Villa Park High School					
Phase 1 - HS Science Center	\$45,123,000	\$31,058,558	\$6,017,157	\$1,141,567	13%
Phase 2	\$26,877,000	\$139,949	\$137,429	\$9,880	1%
Total	\$72,000,000	\$31,198,508	\$6,154,586	\$1,151,447	9%

3.1 Project Cost Estimate



Measure S Bond Program
Budget vs Actuals - By School and Budget Category with Vendor D

Monthly Progress Report July 2019

QSS Data thru 7/31/2019

	Budget	Year to Date Contracted	Year to Date Expense	Quarterly Expense Jul '19 - Sep '19	% Complete
Canyon High School					
390-0000 Canyon HS IP Surveillance Camera and Systems					
1. FF&E (IP Surveillance Camera)					
\$5000+ New Equipment					
UNCOMMITTED	\$0	\$0	\$0	\$0	
CDW GOVERNMENT INC (Parts for IP Camera Systems)	\$29,337	\$29,337	\$29,337	\$0	100.00%
DIGITAL NETWORKS GROUP INC (F/I IP Camera Software)	\$7,093	\$7,093	\$7,093	\$0	100.00%
INTER-PACIFIC INC (Install IP Based Surveillance Camera System)	\$18,163	\$18,163	\$18,163	\$0	100.00%
	\$54,593	\$54,593	\$54,593	\$0	100.00%
2. Contingency					
2.01 Project Contingency					
UNCOMMITTED	\$3,994	\$0	\$0	\$0	
	\$3,994	\$0	\$0	\$0	
Total 390-0000 Canyon HS IP Surveillance Camera and Systems	\$58,587	\$54,593	\$54,593	\$0	93.18%
390-9520 Canyon HS Science Center					
1. Design Cost					
1.01 Architect					
UNCOMMITTED	\$26,121	\$0	\$0	\$0	
GKKWORKS (Architect of Record)	\$3,207,430	\$3,207,430	\$2,499,750	\$18,895	77.94%
LIONAKIS (Program Master Specifications)	\$14,058	\$14,058	\$14,058	\$0	100.00%
	\$3,247,609	\$3,221,488	\$2,513,808	\$18,895	77.40%
2. Construction Cost					
2.01 Construction - Science Center					
UNCOMMITTED	\$6,194,438	\$0	\$0	\$0	
ACCO ENGINEERED SYSTEMS INC	\$159,986	\$159,986	\$0	\$0	0.00%
CITY OF ANAHEIM - ELECTRICAL ENGINEERING DIV	\$91,340	\$91,340	\$91,340	\$91,340	100.00%
E.R.E.S. ENTERPRISES INC DBA ECONOMY RESTAURANT EQUIP	\$49,721	\$49,721	\$0	\$0	0.00%
SWINERTON BUILDERS	\$38,400,000	\$38,400,000	\$0	\$0	0.00%
THE DICKLER CORPORATION DBA CHEFS TOYS	\$106,730	\$106,730	\$0	\$0	0.00%
	\$45,002,215	\$38,807,777	\$91,340	\$91,340	0.20%
3. Program and Construction Management					
3.01 Program Management Fees					
UNCOMMITTED	\$0	\$0	\$0	\$0	
CUMMING CONSTRUCTION MGMT INC	\$1,775,515	\$1,775,515	\$511,569	\$19,728	28.81%
	\$1,775,515	\$1,775,515	\$511,569	\$19,728	28.81%
3.02 Construction Management Fees					
UNCOMMITTED	\$100,000	\$0	\$0	\$0	
CORDOBA CORPORATION	\$74,438	\$74,438	\$0	\$0	0.00%
GAFCON INC	\$2,405,447	\$2,405,447	\$792,201	\$68,452	32.93%
	\$2,579,884	\$2,479,884	\$792,201	\$68,452	30.71%



Measure S Bond Program
Budget vs Actuals - By School and Budget Category with Vendor D

Monthly Progress Report July 2019

QSS Data thru 7/31/2019

	Budget	Year to Date Contracted	Year to Date Expense	Quarterly Expense Jul '19 - Sep '19	% Complete
4. Construction Support Costs					
4.01 Rental					
UNCOMMITTED	\$128,027	\$0	\$0	\$0	
ELITE MODULAR LEASING & SALES INC	\$129,295	\$129,295	\$67,786	\$67,786	52.43%
	\$257,322	\$129,295	\$67,786	\$67,786	26.34%
4.02 Title, Environmental, Stormwater Management					
UNCOMMITTED	\$118,932	\$0	\$0	\$0	
CHICAGO TITLE COMPANY	\$750	\$750	\$750	\$0	100.00%
CITY OF ANAHEIM	\$2,000	\$2,000	\$2,000	\$0	100.00%
CITY OF ANAHEIM - WATER	\$695	\$695	\$695	\$0	100.00%
COUNTY OF ORANGE - ENVIRONMENTAL HEALTH	\$1,615	\$1,615	\$1,615	\$0	100.00%
ENVIRONMENTAL AUDIT INC	\$50,800	\$50,800	\$21,375	\$0	42.08%
OUSD COST OF INTEREST DISTRIBUTION FY 16/17	\$1	\$1	\$1	\$0	100.00%
	\$174,793	\$55,861	\$26,436	\$0	15.12%
4.03 Commissioning					
UNCOMMITTED	\$0	\$0	\$0	\$0	
P2S ENGINEERING INC	\$49,202	\$49,202	\$15,264	\$0	31.02%
	\$49,202	\$49,202	\$15,264	\$0	31.02%
4.04 Builders Risk Insurance					
UNCOMMITTED	\$0	\$0	\$0	\$0	
	\$0	\$0	\$0	\$0	
4.05 DSA Review Fees					
UNCOMMITTED	\$280,485	\$0	\$0	\$0	
DIVISION OF STATE ARCHITECT	\$499,825	\$499,825	\$499,825	\$0	100.00%
	\$780,310	\$499,825	\$499,825	\$0	64.05%
4.06 Postage, Printing & Advertising					
UNCOMMITTED	\$63,830	\$0	\$0	\$0	
AMERICAN REPROGRAPHICS CO LLC	\$9,561	\$9,561	\$9,514	\$0	99.50%
SOUTHERN CALIFORNIA NEWS GROUP	\$2,605	\$2,605	\$2,605	\$0	100.00%
	\$75,997	\$12,167	\$12,119	\$0	15.95%
4.07 DSA Inspection					
UNCOMMITTED	\$139,851	\$0	\$0	\$0	
KNOWLAND CONSTRUCTION SERVICES	\$525,120	\$525,120	\$0	\$0	0.00%
	\$664,971	\$525,120	\$0	\$0	0.00%
4.08 DSA Construction Phase Testing					
UNCOMMITTED	\$462,291	\$0	\$0	\$0	
AMERICAN ENGINEERING	\$202,680	\$202,680	\$0	\$0	0.00%
	\$664,971	\$202,680	\$0	\$0	0.00%
4.09 Relocation					
UNCOMMITTED	\$0	\$0	\$0	\$0	
	\$0	\$0	\$0	\$0	
4.10 Labor Compliance					
UNCOMMITTED	\$94,996	\$0	\$0	\$0	
	\$94,996	\$0	\$0	\$0	
4.11 Preliminary Testing (Hazmat, Topo Survey, Geo					
UNCOMMITTED	\$632,071	\$0	\$0	\$0	
C BELOW SUBSURFACE IMAGING (Subsurface Investigation)	\$8,445	\$8,445	\$8,445	\$0	100.00%
CALIFORNIA GEOLOGICAL SURVEY (Geology and Seismology Review)	\$3,600	\$3,600	\$3,600	\$0	100.00%
ENVIRONMENTAL NETWORK CORPORATION (Hazardous Material Investigation)	\$24,455	\$24,455	\$0	\$0	0.00%
HARRINGTON GEOTECHNICAL ENGINEERING INC (Geotechnical Soils Investigation)	\$13,500	\$13,500	\$13,500	\$0	100.00%



Measure S Bond Program
Budget vs Actuals - By School and Budget Category with Vendor D

Monthly Progress Report July 2019

QSS Data thru 7/31/2019

	Budget	Year to Date Contracted	Year to Date Expense	Quarterly Expense Jul '19 - Sep '19	% Complete
PROVENCHER, GEORGE (Fire Hydrant Flow Test)	\$720	\$720	\$720	\$0	100.00%
RMA GROUP (Utility Location / Mapping)	\$26,103	\$26,103	\$26,103	\$0	100.00%
XICOTENCATL ENRIQUE SALAZAR (Topographical Survey)	\$20,100	\$20,100	\$20,100	\$0	100.00%
	\$728,994	\$96,923	\$72,468	\$0	9.94%
4.12 Utility Connection Fees (with Local Permittin					
UNCOMMITTED	\$189,991	\$0	\$0	\$0	
	\$189,991	\$0	\$0	\$0	
4.13 FF&E (Laboratory Tables and Chairs, other)					
UNCOMMITTED	\$1,519,934	\$0	\$0	\$0	
	\$1,519,934	\$0	\$0	\$0	
4.14 Legal Counsel					
UNCOMMITTED	\$94,996	\$0	\$0	\$0	
	\$94,996	\$0	\$0	\$0	
5. Contingency					
5.01 Construction Contingency					
UNCOMMITTED	\$3,840,000	\$0	\$0	\$0	
	\$3,840,000	\$0	\$0	\$0	
5.02 Project Contingency					
UNCOMMITTED	\$7,758,300	\$0	\$0	\$0	
	\$7,758,300	\$0	\$0	\$0	
Total 390-9520 Canyon HS Science Center	\$69,500,000	\$47,855,737	\$4,602,816	\$266,202	6.62%
390-TBD Canyon HS Unallocated Funds					
1. Unallocated Bond Funds					
1.01 Unbudgeted Bond Funds					
UNCOMMITTED	\$2,441,413	\$0	\$0	\$0	
	\$2,441,413	\$0	\$0	\$0	
Total 390-TBD Canyon HS Unallocated Funds	\$2,441,413	\$0	\$0	\$0	
Canyon High School	\$72,000,000	\$47,910,329	\$4,657,408	\$266,202	6.47%
El Modena High School					
391-0000 El Modena HS IP Surveillance Camera and Systems					
1. FF&E (IP Surveillance Camera)					
5000+ New Equipment					
UNCOMMITTED	\$271	\$0	\$0	\$0	
CDW GOVERNMENT INC (Parts for IP Camera Systems)	\$39,388	\$39,388	\$39,388	\$0	100.00%
DIGITAL NETWORKS GROUP INC (F/I IP Camera Software)	\$11,719	\$11,719	\$11,719	\$0	100.00%
INTER-PACIFIC INC (Install IP Based Surveillance Camera System)	\$30,073	\$30,073	\$30,073	\$0	100.00%
	\$81,450	\$81,179	\$81,179	\$0	99.67%
2. Contingency					
2.01 Project Contingency					
UNCOMMITTED	\$6,299	\$0	\$0	\$0	
	\$6,299	\$0	\$0	\$0	
Total 391-0000 El Modena HS IP Surveillance Camera and Systems	\$87,749	\$81,179	\$81,179	\$0	92.51%

3.1 Project Cost Estimate



Measure S Bond Program
Budget vs Actuals - By School and Budget Category with Vendor D

Monthly Progress Report July 2019

QSS Data thru 7/31/2019

	Budget	Year to Date Contracted	Year to Date Expense	Quarterly Expense Jul '19 - Sep '19	% Complete
391-9520 EI Modena HS Science Center					
1. Design Cost					
1.01 Architect					
UNCOMMITTED	\$625	\$0	\$0	\$0	
HARLEY ELLIS DEVEREAUX (Architect of Record)	\$1,954,014	\$1,954,014	\$1,478,123	\$0	75.65%
LIONAKIS (Program Master Specifications)	\$14,059	\$14,059	\$14,059	\$0	100.00%
	\$1,968,698	\$1,968,073	\$1,492,182	\$0	75.80%
2. Construction Cost					
2.01 Construction (includes escalation)					
UNCOMMITTED	\$74,673	\$0	\$0	\$0	
ACCO ENGINEERED SYSTEMS INC	\$355,544	\$355,544	\$0	\$0	0.00%
ANGELES CONTRACTOR, INC	\$25,818,000	\$25,818,000	\$935,014	\$935,014	3.62%
	\$26,248,217	\$26,173,544	\$935,014	\$935,014	3.56%
3. Program and Construction Management					
3.01 Program Management Fees					
UNCOMMITTED	\$0	\$0	\$0	\$0	
CUMMING CONSTRUCTION MGMT INC	\$1,026,785	\$1,026,785	\$405,313	\$21,444	39.47%
	\$1,026,785	\$1,026,785	\$405,313	\$21,444	39.47%
3.02 Construction Management Fees					
UNCOMMITTED	\$185,562	\$0	\$0	\$0	
ARCADIS U.S. INC	\$1,601,240	\$1,601,240	\$628,993	\$0	39.28%
CORDOBA CORPORATION	\$74,438	\$74,438	\$0	\$0	0.00%
	\$1,861,240	\$1,675,678	\$628,993	\$0	33.79%
4. Construction Support Costs					
4.01 Rental					
UNCOMMITTED	\$0	\$0	\$0	\$0	
	\$0	\$0	\$0	\$0	
4.02 Title, Environmental, Stormwater Management					
UNCOMMITTED	\$84,517	\$0	\$0	\$0	
CHICAGO TITLE COMPANY	\$1,500	\$1,500	\$1,500	\$0	100.00%
CITY OF ORANGE - WATER	\$16,048	\$16,048	\$16,048	\$0	100.00%
CITY OF ORANGE (Plan Check)	\$71	\$71	\$71	\$0	100.00%
ENVIRONMENTAL AUDIT INC	\$10,950	\$10,950	\$8,548	\$0	78.06%
OUSD COST OF INTEREST DISTRIBUTION FY 16/17	\$1	\$1	\$1	\$0	100.00%
	\$113,087	\$28,570	\$26,167	\$0	23.14%
4.03 Commissioning					
UNCOMMITTED	\$0	\$0	\$0	\$0	
P2S ENGINEERING INC	\$30,558	\$30,558	\$13,591	\$0	44.48%
	\$30,558	\$30,558	\$13,591	\$0	44.48%
4.04 Builders Risk Insurance					
UNCOMMITTED	\$0	\$0	\$0	\$0	
	\$0	\$0	\$0	\$0	
4.05 DSA Review Fees					
UNCOMMITTED	\$184,379	\$0	\$0	\$0	
DIVISION OF STATE ARCHITECT	\$306,338	\$306,338	\$306,338	\$0	100.00%
	\$490,717	\$306,338	\$306,338	\$0	62.43%
4.06 Postage, Printing & Advertising					
UNCOMMITTED	\$31,496	\$0	\$0	\$0	



Measure S Bond Program
Budget vs Actuals - By School and Budget Category with Vendor D

Monthly Progress Report July 2019

QSS Data thru 7/31/2019

	Budget	Year to Date Contracted	Year to Date Expense	Quarterly Expense Jul '19 - Sep '19	% Complete
AMERICAN REPROGRAPHICS CO LLC	\$15,648	\$15,648	\$15,648	\$0	100.00%
SOUTHERN CALIFORNIA NEWS GROUP	\$2,024	\$2,024	\$2,024	\$0	100.00%
	\$49,168	\$17,672	\$17,672	\$0	35.94%
4.07 DSA Inspection					
UNCOMMITTED	\$191,367	\$0	\$0	\$0	
BPI INSPECTION SERVICE	\$238,850	\$238,850	\$0	\$0	0.00%
	\$430,217	\$238,850	\$0	\$0	0.00%
4.08 DSA Construction Phase Testing					
UNCOMMITTED	\$106,934	\$0	\$0	\$0	
KOURY ENGINEERING & TESTING INC (Geotechnical Engineering)	\$323,283	\$323,283	\$0	\$0	0.00%
	\$430,217	\$323,283	\$0	\$0	0.00%
4.09 Relocation					
UNCOMMITTED	\$0	\$0	\$0	\$0	
	\$0	\$0	\$0	\$0	
4.10 Labor Compliance					
UNCOMMITTED	\$61,460	\$0	\$0	\$0	
	\$61,460	\$0	\$0	\$0	
4.11 Preliminary Testing (Hazmat, Topo Survey, Geo					
UNCOMMITTED	\$399,324	\$0	\$0	\$0	
ALLEGIAN FIRE PROTECTION INC (Fire Hydrant Flow Test)	\$525	\$525	\$525	\$0	100.00%
CALIFORNIA GEOLOGICAL SURVEY (Geology and Seismology Review)	\$3,600	\$3,600	\$3,600	\$0	100.00%
ENVIRONMENTAL NETWORK CORPORATION (Hazardous Material Investigation)	\$6,912	\$6,912	\$0	\$0	0.00%
HARLEY ELLIS DEVEREAUX (Architect of Record)	\$14,908	\$14,908	\$14,908	\$0	100.00%
NINYO & MOORE	\$29,981	\$29,981	\$0	\$0	0.00%
PCA ARBORISTS & CONSULTANTS INC	\$1,569	\$1,569	\$1,569	\$0	100.00%
THE CONVERSE PROFESSIONAL GROUP (Soils Investigation)	\$30,640	\$30,640	\$30,640	\$0	100.00%
	\$487,459	\$88,135	\$51,242	\$0	10.51%
4.12 Utility Connection Fees (with Local Permittin					
UNCOMMITTED	\$119,254	\$0	\$0	\$0	
SOUTHERN CALIFORNIA EDISON	\$3,665	\$3,665	\$3,665	\$0	100.00%
	\$122,919	\$3,665	\$3,665	\$0	2.98%
4.13 FF&E (Laboratory Tables and Chairs, other)					
UNCOMMITTED	\$983,354	\$0	\$0	\$0	
	\$983,354	\$0	\$0	\$0	
4.14 Legal Counsel					
UNCOMMITTED	\$61,460	\$0	\$0	\$0	
	\$61,460	\$0	\$0	\$0	
5. Contingency					
5.01 Construction Contingency					
UNCOMMITTED	\$2,581,800	\$0	\$0	\$0	
	\$2,581,800	\$0	\$0	\$0	
5.02 Project Contingency					
UNCOMMITTED	\$3,778,895	\$0	\$0	\$0	
	\$3,778,895	\$0	\$0	\$0	

Total 391-9520 El Modena HS Science Center	\$40,726,251	\$31,881,150	\$3,880,177	\$956,458	9.53%
---	---------------------	---------------------	--------------------	------------------	--------------

391-9520 El Modena HS Phase II Planning

1. Design Cost

3.1 Project Cost Estimate



Measure S Bond Program
Budget vs Actuals - By School and Budget Category with Vendor D

Monthly Progress Report July 2019

QSS Data thru 7/31/2019

	Budget	Year to Date Contracted	Year to Date Expense	Quarterly Expense Jul '19 - Sep '19	% Complete
1.01 Architect					
UNCOMMITTED	\$0	\$0	\$0	\$0	
HARLEY ELLIS DEVEREAUX (Architect of Record)	\$30,560	\$30,560	\$28,560	\$28,560	93.46%
	\$30,560	\$30,560	\$28,560	\$28,560	93.46%
Total 391-9520 El Modena HS Phase II Planning	\$30,560	\$30,560	\$28,560	\$28,560	93.46%
391-TBD El Modena HS Unallocated Funds					
1. Unallocated Bond Funds					
1.01 Unbudgeted Bond Funds					
UNCOMMITTED	\$31,155,440	\$0	\$0	\$0	
	\$31,155,440	\$0	\$0	\$0	
Total 391-TBD El Modena HS Unallocated Funds	\$31,155,440	\$0	\$0	\$0	
El Modena High School	\$72,000,000	\$31,992,890	\$3,989,916	\$985,018	5.54%
Orange High School					
392-0000 Orange HS IP Surveillance Camera and Systems					
1. FF&E (IP Surveillance Camera)					
\$5000+ New Equipment					
UNCOMMITTED	\$2,010	\$0	\$0	\$0	
CDW GOVERNMENT INC (Parts for IP Camera Systems)	\$53,662	\$53,662	\$53,662	\$0	100.00%
DIGITAL NETWORKS GROUP INC (F/I IP Camera Software)	\$13,569	\$13,569	\$13,569	\$0	100.00%
INTER-PACIFIC INC (Install IP Based Surveillance Camera System)	\$34,837	\$34,837	\$34,837	\$0	100.00%
	\$104,078	\$102,068	\$102,068	\$0	98.07%
2. Contingency					
2.01 Project Contingency					
UNCOMMITTED	\$7,710	\$0	\$0	\$0	
	\$7,710	\$0	\$0	\$0	
Total 392-0000 Orange HS IP Surveillance Camera and Systems	\$111,788	\$102,068	\$102,068	\$0	91.30%
392-9520 Orange HS Phase II Planning					
1. Design Cost					
1.01 Architect					
UNCOMMITTED	\$0	\$0	\$0	\$0	
LIONAKIS (Program Master Specifications)	\$80,500	\$80,500	\$76,138	\$1,808	94.58%
	\$80,500	\$80,500	\$76,138	\$1,808	94.58%
Total 392-9520 Orange HS Phase II Planning	\$80,500	\$80,500	\$76,138	\$1,808	94.58%
392-9520 Orange HS Science Bldg (DSA 04-116859)					
1. Design Cost					
1.01 Architect					
UNCOMMITTED	\$563	\$0	\$0	\$0	
LIONAKIS (Program Master Specifications)	\$1,871,513	\$1,871,513	\$1,482,385	\$23,960	79.21%
	\$1,872,076	\$1,871,513	\$1,482,385	\$23,960	79.18%
2. Construction Cost					



Measure S Bond Program
Budget vs Actuals - By School and Budget Category with Vendor D

Monthly Progress Report July 2019

QSS Data thru 7/31/2019

	Budget	Year to Date Contracted	Year to Date Expense	Quarterly Expense Jul '19 - Sep '19	% Complete
2.02 Construction of Science Center					
UNCOMMITTED	\$115	\$0	\$0	\$0	
ACCO ENGINEERED SYSTEMS INC	\$62,883	\$62,883	\$51,675	\$0	82.18%
CITY OF ORANGE (Plan Check)	\$2,000	\$2,000	\$2,000	\$0	100.00%
GIANNELLI ELECTRIC INC (Low Voltage Mapping)	\$45,888	\$45,888	\$35,298	\$0	76.92%
GRUETT TREE CO INC (Removal of Trees)	\$7,625	\$7,625	\$7,625	\$0	100.00%
INTEGRATED DEMOLITION AND REMEDIATION (Abatement and Demolition)	\$44,800	\$44,800	\$44,800	\$0	100.00%
J & A FENCE (Custodial Storage Fencing)	\$6,885	\$6,885	\$6,885	\$0	100.00%
KYA SERVICES LLC (Install Carpet)	\$115	\$0	\$0	\$0	
OLESH, KEITH (Termite Services)	\$1,500	\$1,500	\$1,500	\$0	100.00%
PINNER CONSTRUCTION	\$26,109,000	\$26,109,000	\$2,878,352	\$2,655,005	11.02%
SOUTHERN CALIFORNIA NEWS GROUP	\$115	\$0	\$0	\$0	
TIME & ALARM SYSTEMS (Disconnect Fire Alarm and Low Voltage System)	\$3,100	\$3,100	\$3,100	\$0	100.00%
TRIMARK RAYGAL LLC	\$115	\$0	\$0	\$0	
UNIVERSAL ASPHALT CO (Remove and Patch Asphalt)	\$6,830	\$6,830	\$6,830	\$0	100.00%
	\$26,290,625	\$26,290,510	\$3,038,065	\$2,655,005	11.56%
3. Program and Construction Management					
3.01 Program Management Fees					
UNCOMMITTED	\$0	\$0	\$0	\$0	
CUMMING CONSTRUCTION MGMT INC	\$1,338,488	\$1,338,488	\$456,799	\$21,444	34.13%
	\$1,338,488	\$1,338,488	\$456,799	\$21,444	34.13%
3.02 Construction Management Fees					
UNCOMMITTED	\$0	\$0	\$0	\$0	
BALFOUR BEATTY CONSTRUCTION	\$1,566,083	\$1,566,083	\$1,063,720	\$120,397	67.92%
CORDOBA CORPORATION	\$74,438	\$74,438	\$0	\$0	0.00%
	\$1,640,520	\$1,640,520	\$1,063,720	\$120,397	64.84%
4. Construction Support Costs					
4.01 Rental					
UNCOMMITTED	\$0	\$0	\$0	\$0	
	\$0	\$0	\$0	\$0	
4.02 Title, Environmental, Stormwater Management					
UNCOMMITTED	\$94,772	\$0	\$0	\$0	
CHICAGO TITLE COMPANY	\$1,500	\$1,500	\$1,500	\$0	100.00%
OUSD COST OF INTEREST DISTRIBUTION FY 16/17	\$1	\$1	\$1	\$0	100.00%
PLACEWORKS INC	\$52,231	\$52,231	\$52,231	\$0	100.00%
STATE WATER RESOURCES CONTROL BOARD (SWRCB)	\$726	\$726	\$726	\$0	100.00%
	\$149,230	\$54,458	\$54,458	\$0	36.49%
4.03 Commissioning					
UNCOMMITTED	\$0	\$0	\$0	\$0	
P2S ENGINEERING INC	\$30,585	\$30,585	\$14,434	\$0	47.19%
	\$30,585	\$30,585	\$14,434	\$0	47.19%
4.04 Builders Risk Insurance					
UNCOMMITTED	\$0	\$0	\$0	\$0	
	\$0	\$0	\$0	\$0	
4.05 DSA Review Fees					
UNCOMMITTED	\$172,986	\$0	\$0	\$0	
DIVISION OF STATE ARCHITECT	\$254,461	\$254,461	\$254,461	\$0	100.00%
OUSD REVOLVING CASH	\$500	\$500	\$500	\$0	100.00%
	\$427,947	\$254,961	\$254,961	\$0	59.58%



Measure S Bond Program
Budget vs Actuals - By School and Budget Category with Vendor D

Monthly Progress Report July 2019

QSS Data thru 7/31/2019

	Budget	Year to Date Contracted	Year to Date Expense	Quarterly Expense Jul '19 - Sep '19	% Complete
4.06 Postage, Printing & Advertising					
UNCOMMITTED	\$40,302	\$0	\$0	\$0	
AMERICAN REPROGRAPHICS CO LLC	\$8,231	\$8,231	\$8,231	\$0	100.00%
SOUTHERN CALIFORNIA NEWS GROUP	\$8,518	\$8,518	\$8,518	\$0	100.00%
	\$57,050	\$16,748	\$16,748	\$0	29.36%
4.07 DSA Inspection					
UNCOMMITTED	\$145,585	\$0	\$0	\$0	
KNOWLAND CONSTRUCTION SERVICES	\$323,247	\$323,247	\$0	\$0	0.00%
	\$468,832	\$323,247	\$0	\$0	0.00%
4.08 DSA Construction Phase Testing					
UNCOMMITTED	\$125,025	\$0	\$0	\$0	
NINYO & MOORE	\$335,032	\$335,032	\$7,792	\$0	2.33%
	\$460,057	\$335,032	\$7,792	\$0	1.69%
4.09 Relocation					
UNCOMMITTED	\$0	\$0	\$0	\$0	
	\$0	\$0	\$0	\$0	
4.10 Labor Compliance					
UNCOMMITTED	\$81,902	\$0	\$0	\$0	
	\$81,902	\$0	\$0	\$0	
4.11 Preliminary Testing (Hazmat, Topo Survey, Geo					
UNCOMMITTED	\$580,704	\$0	\$0	\$0	
CALIFORNIA GEOLOGICAL SURVEY (Geology and Seismology Review)	\$3,600	\$3,600	\$3,600	\$0	100.00%
KOURY ENGINEERING & TESTING INC (Geotechnical Engineering)	\$13,300	\$13,300	\$13,300	\$0	100.00%
PENCO ENGINEERING INC (Topographical Survey Services)	\$42,350	\$42,350	\$41,070	\$0	96.98%
RMA GROUP (Utility Location / Mapping)	\$49,533	\$49,533	\$49,533	\$0	100.00%
	\$689,487	\$108,783	\$107,503	\$0	15.59%
4.12 Utility Connection Fees (with Local Permittin					
UNCOMMITTED	\$154,391	\$0	\$0	\$0	
CITY OF ORANGE (Plan Check)	\$2,500	\$2,500	\$2,500	\$0	100.00%
SOUTHERN CALIFORNIA EDISON	\$6,912	\$6,912	\$6,912	\$0	100.00%
	\$163,803	\$9,412	\$9,412	\$0	5.75%
4.13 FF&E (Laboratory Tables and Chairs, other)					
UNCOMMITTED	\$1,294,158	\$0	\$0	\$0	
CONEXWEST	\$9,466	\$9,466	\$9,419	\$0	99.51%
VORTEX INDUSTRIES, INC.	\$6,804	\$6,804	\$6,804	\$0	100.00%
	\$1,310,428	\$16,270	\$16,223	\$0	1.24%
4.14 Legal Counsel					
UNCOMMITTED	\$81,902	\$0	\$0	\$0	
	\$81,902	\$0	\$0	\$0	
5. Contingency					
5.01 Construction Contingency					
UNCOMMITTED	\$2,610,900	\$0	\$0	\$0	
	\$2,610,900	\$0	\$0	\$0	
5.02 Project Contingency					
UNCOMMITTED	\$6,628,181	\$0	\$0	\$0	
	\$6,628,181	\$0	\$0	\$0	
Total 392-9520 Orange HS Science Bldg (DSA 04-116859)	\$44,302,013	\$32,290,526	\$6,522,499	\$2,820,806	14.72%



Measure S Bond Program
Budget vs Actuals - By School and Budget Category with Vendor D

Monthly Progress Report July 2019

QSS Data thru 7/31/2019

	Budget	Year to Date Contracted	Year to Date Expense	Quarterly Expense Jul '19 - Sep '19	% Complete
392-9520 Orange HS Site Improvements (DSA 04-116673)					
1. Design Cost					
1.01 Architect					
UNCOMMITTED	\$0	\$0	\$0	\$0	
LIONAKIS (Program Master Specifications)	\$450,189	\$450,189	\$440,430	\$0	97.83%
SILVER CREEK INDUSTRIES INC (Engineering for Warming Kitchen Relocatable Building)	\$29,682	\$29,682	\$29,682	\$0	100.00%
	\$479,871	\$479,871	\$470,112	\$0	97.97%
2. Construction Cost					
2.01 Construction					
UNCOMMITTED	\$0	\$0	\$0	\$0	
ACCO ENGINEERED SYSTEMS INC	\$209,074	\$209,074	\$209,074	\$0	100.00%
KYA SERVICES LLC (Install Carpet)	\$20,824	\$20,824	\$9,564	\$0	45.93%
SWINERTON BUILDERS	\$6,556,428	\$6,556,428	\$6,228,607	\$67,326	95.00%
TRIMARK RAYGAL LLC	\$89,860	\$89,860	\$85,367	\$0	95.00%
	\$6,876,186	\$6,876,186	\$6,532,612	\$67,326	95.00%
3. Program and Construction Management					
3.01 Program Management Fees					
UNCOMMITTED	\$0	\$0	\$0	\$0	
	\$0	\$0	\$0	\$0	
3.02 Construction Management Fees					
UNCOMMITTED	\$0	\$0	\$0	\$0	
	\$0	\$0	\$0	\$0	
4. Construction Support Costs					
4.01 Rental					
UNCOMMITTED	\$0	\$0	\$0	\$0	
	\$0	\$0	\$0	\$0	
4.02 Title, Environmental, Stormwater Management					
UNCOMMITTED	\$0	\$0	\$0	\$0	
ORANGE COUNTY HEALTH CARE AGENCY	\$1,470	\$1,470	\$1,470	\$0	100.00%
	\$1,470	\$1,470	\$1,470	\$0	100.00%
4.03 Commissioning					
UNCOMMITTED	\$0	\$0	\$0	\$0	
P2S ENGINEERING INC	\$4,755	\$4,755	\$2,419	\$0	50.88%
	\$4,755	\$4,755	\$2,419	\$0	50.88%
4.04 Builders Risk Insurance					
UNCOMMITTED	\$0	\$0	\$0	\$0	
	\$0	\$0	\$0	\$0	
4.05 DSA Review Fees					
UNCOMMITTED	\$0	\$0	\$0	\$0	
DIVISION OF STATE ARCHITECT	\$98,438	\$98,438	\$27,430	\$0	27.87%
	\$98,438	\$98,438	\$27,430	\$0	27.87%
4.06 Postage, Printing & Advertising					
UNCOMMITTED	\$1	\$0	\$0	\$0	
AMERICAN REPROGRAPHICS CO LLC	\$7,206	\$7,206	\$7,206	\$0	100.00%
SOUTHERN CALIFORNIA NEWS GROUP	\$1,264	\$1,264	\$1,264	\$0	100.00%
	\$8,471	\$8,470	\$8,470	\$0	99.99%
4.07 DSA Inspection					
UNCOMMITTED	\$0	\$0	\$0	\$0	

3.1 Project Cost Estimate



Measure S Bond Program
Budget vs Actuals - By School and Budget Category with Vendor D

Monthly Progress Report July 2019

QSS Data thru 7/31/2019

	Budget	Year to Date Contracted	Year to Date Expense	Quarterly Expense Jul '19 - Sep '19	% Complete
KNOWLAND CONSTRUCTION SERVICES	\$104,480	\$104,480	\$96,985	\$0	92.83%
	\$104,480	\$104,480	\$96,985	\$0	92.83%
4.08 DSA Construction Phase Testing					
UNCOMMITTED	\$0	\$0	\$0	\$0	
NINYO & MOORE	\$113,255	\$113,255	\$112,544	\$0	99.37%
	\$113,255	\$113,255	\$112,544	\$0	99.37%
4.09 Relocation					
UNCOMMITTED	\$0	\$0	\$0	\$0	
	\$0	\$0	\$0	\$0	
4.10 Labor Compliance					
UNCOMMITTED	\$0	\$0	\$0	\$0	
	\$0	\$0	\$0	\$0	
4.11 Preliminary Testing (Hazmat, Topo Survey, Geo)					
UNCOMMITTED	\$0	\$0	\$0	\$0	
ENVIRONMENTAL NETWORK CORPORATION (Hazardous Material Investigation)	\$9,100	\$9,100	\$6,680	\$0	73.41%
	\$9,100	\$9,100	\$6,680	\$0	73.41%
5. Contingency					
5.01 Construction Contingency					
UNCOMMITTED	\$11,778	\$0	\$0	\$0	
	\$11,778	\$0	\$0	\$0	
5.02 Project Contingency					
UNCOMMITTED	\$298,271	\$0	\$0	\$0	
	\$298,271	\$0	\$0	\$0	
Total 392-9520 Orange HS Site Improvements (DSA 04-116673)	\$8,006,075	\$7,696,025	\$7,258,722	\$67,326	90.67%
392-TBD Orange HS Unallocated Funds					
1. Unallocated Bond Funds					
1.01 Unbudgeted Bond Funds					
UNCOMMITTED	\$19,499,624	\$0	\$0	\$0	
	\$19,499,624	\$0	\$0	\$0	
Total 392-TBD Orange HS Unallocated Funds	\$19,499,624	\$0	\$0	\$0	
Orange High School	\$72,000,000	\$40,169,119	\$13,959,426	\$2,889,940	19.39%
Villa Park High School					
394-0000 Villa Park HS IP Surveillance Camera and Systems					
1. FF&E (IP Surveillance Camera)					
\$5000+ New Equipment					
UNCOMMITTED	\$1,188	\$0	\$0	\$0	
CDW GOVERNMENT INC (Parts for IP Camera Systems)	\$32,182	\$32,182	\$32,182	\$0	100.00%
DIGITAL NETWORKS GROUP INC (F/I IP Camera Software)	\$8,635	\$8,635	\$8,635	\$0	100.00%
INTER-PACIFIC INC (Install IP Based Surveillance Camera System)	\$22,133	\$22,133	\$22,133	\$0	100.00%
	\$64,137	\$62,949	\$62,949	\$0	98.15%



Measure S Bond Program
Budget vs Actuals - By School and Budget Category with Vendor D

Monthly Progress Report July 2019

QSS Data thru 7/31/2019

	Budget	Year to Date Contracted	Year to Date Expense	Quarterly Expense Jul '19 - Sep '19	% Complete
2. Contingency					
2.01 Project Contingency					
UNCOMMITTED	\$4,930	\$0	\$0	\$0	
	\$4,930	\$0	\$0	\$0	
Total 394-0000 Villa Park HS IP Surveillance Camera and Systems	\$69,067	\$62,949	\$62,949	\$0	91.14%
394-9520 Villa Park HS Science Center					
1. Design Cost					
1.01 Architect					
UNCOMMITTED	\$70,598	\$0	\$0	\$0	
DKS ASSOCIATES	\$78,310	\$78,310	\$66,213	\$20,641	84.55%
LIONAKIS (Program Master Specifications)	\$14,059	\$14,059	\$14,059	\$0	100.00%
LPA INC (Architect of Record)	\$2,339,163	\$2,339,163	\$1,672,947	\$55,662	71.52%
	\$2,502,130	\$2,431,532	\$1,753,219	\$76,303	70.07%
2. Construction Cost					
2.01 Construction					
UNCOMMITTED	\$199,351	\$0	\$0	\$0	
ACCO ENGINEERED SYSTEMS INC	\$187,356	\$187,356	\$0	\$0	0.00%
ANGELES CONTRACTOR, INC	\$23,999,806	\$23,999,806	\$2,105,831	\$796,560	8.77%
	\$24,386,513	\$24,187,162	\$2,105,831	\$796,560	8.64%
3. Program and Construction Management					
3.01 Program Management Fees					
UNCOMMITTED	\$0	\$0	\$0	\$0	
CORDOBA CORPORATION	\$0	\$0	\$0	\$0	
CUMMING CONSTRUCTION MGMT INC	\$1,155,135	\$1,155,135	\$440,927	\$23,159	38.17%
	\$1,155,135	\$1,155,135	\$440,927	\$23,159	38.17%
3.02 Construction Management Fees					
UNCOMMITTED	\$166,918	\$0	\$0	\$0	
CORDOBA CORPORATION	\$1,577,512	\$1,577,512	\$838,387	\$194,495	53.15%
	\$1,744,430	\$1,577,512	\$838,387	\$194,495	48.06%
4. Construction Support Costs					
4.01 Rental					
UNCOMMITTED	\$34,606	\$0	\$0	\$0	
ELITE MODULAR LEASING & SALES INC	\$444,082	\$444,082	\$253,237	\$0	57.02%
	\$478,688	\$444,082	\$253,237	\$0	52.90%
4.02 Title, Environmental, Stormwater Management					
UNCOMMITTED	\$13,840	\$0	\$0	\$0	
CHICAGO TITLE COMPANY	\$750	\$750	\$750	\$0	100.00%
OUSD COST OF INTEREST DISTRIBUTION FY 16/17	\$1	\$1	\$1	\$0	100.00%
PLACEWORKS INC	\$87,059	\$87,059	\$73,237	\$0	84.12%
	\$101,650	\$87,810	\$73,987	\$0	72.79%
4.03 Commissioning					
UNCOMMITTED	\$0	\$0	\$0	\$0	
P2S ENGINEERING INC	\$31,635	\$31,635	\$15,970	\$0	50.48%
	\$31,635	\$31,635	\$15,970	\$0	50.48%
4.04 Builders Risk Insurance					
UNCOMMITTED	\$0	\$0	\$0	\$0	



Measure S Bond Program
Budget vs Actuals - By School and Budget Category with Vendor D

Monthly Progress Report July 2019

QSS Data thru 7/31/2019

	Budget	Year to Date Contracted	Year to Date Expense	Quarterly Expense Jul '19 - Sep '19	% Complete
	\$0	\$0	\$0	\$0	
4.05 DSA Review Fees					
UNCOMMITTED	\$32,282	\$0	\$0	\$0	
DIVISION OF STATE ARCHITECT	\$344,816	\$344,816	\$344,816	\$37,450	100.00%
	\$377,098	\$344,816	\$344,816	\$37,450	91.44%
4.06 Postage, Printing & Advertising					
UNCOMMITTED	\$31,944	\$0	\$0	\$0	
AMERICAN REPROGRAPHICS CO LLC	\$10,483	\$10,483	\$10,483	\$0	100.00%
SOUTHERN CALIFORNIA NEWS GROUP	\$1,768	\$1,768	\$1,768	\$0	100.00%
	\$44,195	\$12,251	\$12,251	\$0	27.72%
4.07 DSA Inspection					
UNCOMMITTED	\$24,947	\$0	\$0	\$0	
BPI INSPECTION SERVICE	\$361,760	\$361,760	\$61,030	\$13,600	16.87%
	\$386,707	\$361,760	\$61,030	\$13,600	15.78%
4.08 DSA Construction Phase Testing					
UNCOMMITTED	\$86,707	\$0	\$0	\$0	
NINYO & MOORE	\$300,000	\$300,000	\$43,861	\$0	14.62%
	\$386,707	\$300,000	\$43,861	\$0	11.34%
4.09 Relocation					
UNCOMMITTED	\$360	\$0	\$0	\$0	
Beltmann Group, Inc.	\$4,640	\$4,640	\$0	\$0	0.00%
	\$5,000	\$4,640	\$0	\$0	0.00%
4.10 Labor Compliance					
UNCOMMITTED	\$55,244	\$0	\$0	\$0	
	\$55,244	\$0	\$0	\$0	
4.11 Preliminary Testing (Hazmat, Topo Survey, Geo)					
		\$0	\$0	\$0	
CALIFORNIA GEOLOGICAL SURVEY (Geology and Seismology Review)	\$3,600	\$3,600	\$3,600	\$0	100.00%
ENVIRONMENTAL NETWORK CORPORATION (Hazardous Material Investigation)	\$3,140	\$3,140	\$0	\$0	0.00%
LEIGHTON CONSULTING INC (Geotechnical Engineering)	\$20,000	\$20,000	\$16,549	\$0	82.75%
PSOMAS (Topographical Survey)	\$27,000	\$27,000	\$21,034	\$0	77.90%
RMA GROUP (Utility Location / Mapping)	\$53,125	\$53,125	\$19,100	\$0	35.95%
SPECTRUM FIRE PROTECTION (Fire Hydrant Flow Test)	\$1,000	\$1,000	\$1,000	\$0	100.00%
	\$459,302	\$107,865	\$61,283	\$0	13.34%
4.12 Utility Connection Fees (with Local Permittin					
UNCOMMITTED	\$110,488	\$0	\$0	\$0	
	\$110,488	\$0	\$0	\$0	
4.13 FF&E (Laboratory Tables and Chairs, other)					
UNCOMMITTED	\$871,544	\$0	\$0	\$0	
CULVER-NEWLIN INC	\$12,359	\$12,359	\$12,359	\$0	100.00%
	\$883,903	\$12,359	\$12,359	\$0	1.40%
4.14 Legal Counsel					
UNCOMMITTED	\$55,244	\$0	\$0	\$0	
	\$55,244	\$0	\$0	\$0	
5. Contingency					
5.01 Construction Contingency					
UNCOMMITTED	\$2,396,894	\$0	\$0	\$0	
	\$2,396,894	\$0	\$0	\$0	
5.02 Project Contingency					



Measure S Bond Program
Budget vs Actuals - By School and Budget Category with Vendor D

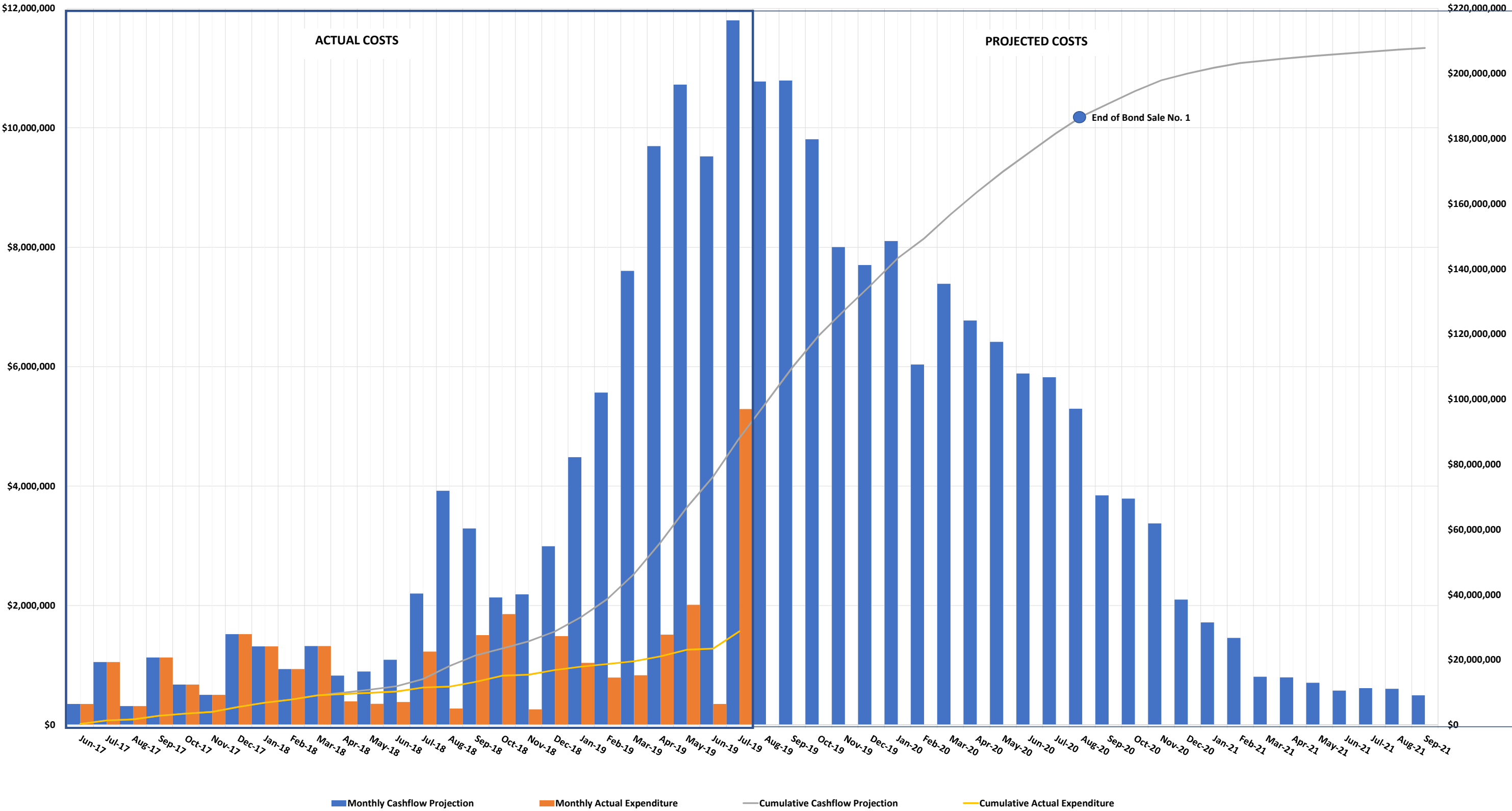
Monthly Progress Report July 2019

QSS Data thru 7/31/2019

	Budget	Year to Date Contracted	Year to Date Expense	Quarterly Expense Jul '19 - Sep '19	% Complete
UNCOMMITTED	\$9,562,037	\$0	\$0	\$0	
	\$9,562,037	\$0	\$0	\$0	
Total 394-9520 Villa Park HS Science Center	\$45,123,000	\$31,058,558	\$6,017,157	\$1,141,567	13.34%
394-9520 Villa Park HS Phase II Planning					
1. Design Cost					
1.01 Architect					
UNCOMMITTED	\$0	\$0	\$0	\$0	
LPA INC (Architect of Record)	\$77,000	\$77,000	\$74,480	\$9,880	96.73%
	\$77,000	\$77,000	\$74,480	\$9,880	96.73%
Total 394-9520 Villa Park HS Phase II Planning	\$77,000	\$77,000	\$74,480	\$9,880	96.73%
394-TBD Villa Park Unallocated Funds					
1. Unallocated Bond Funds					
1.01 Unbudgeted Bond Funds					
UNCOMMITTED	\$26,730,933	\$0	\$0	\$0	
	\$26,730,933	\$0	\$0	\$0	
Total 394-TBD Villa Park Unallocated Funds	\$26,730,933	\$0	\$0	\$0	
Villa Park High School	\$72,000,000	\$31,198,508	\$6,154,586	\$1,151,447	8.55%

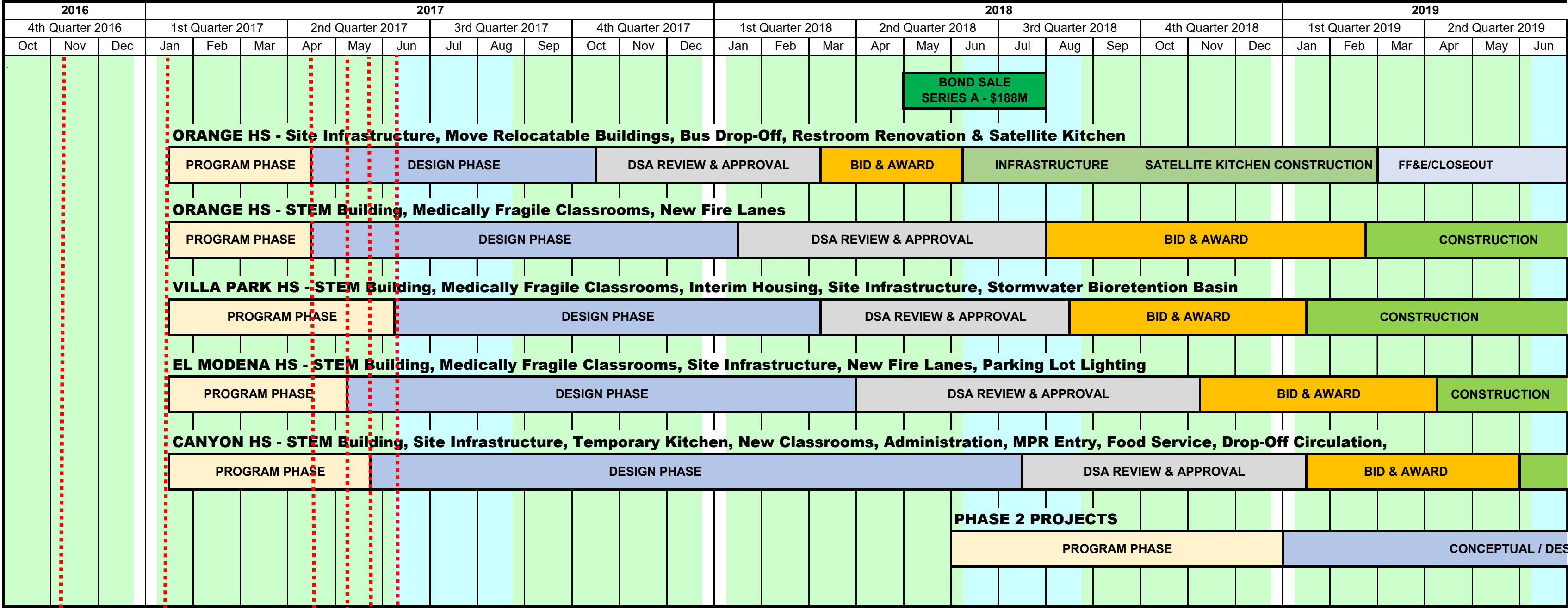


MEASURE S BOND PROGRAM - SCIENCE CENTER (PHASE I) CASH FLOW PROJECTION
Actual Costs thru July 31, 2019
Projected Costs thru September 30, 2021






MEASURE S BOND PROGRAM - PROGRAM SCHEDULE SUMMARY

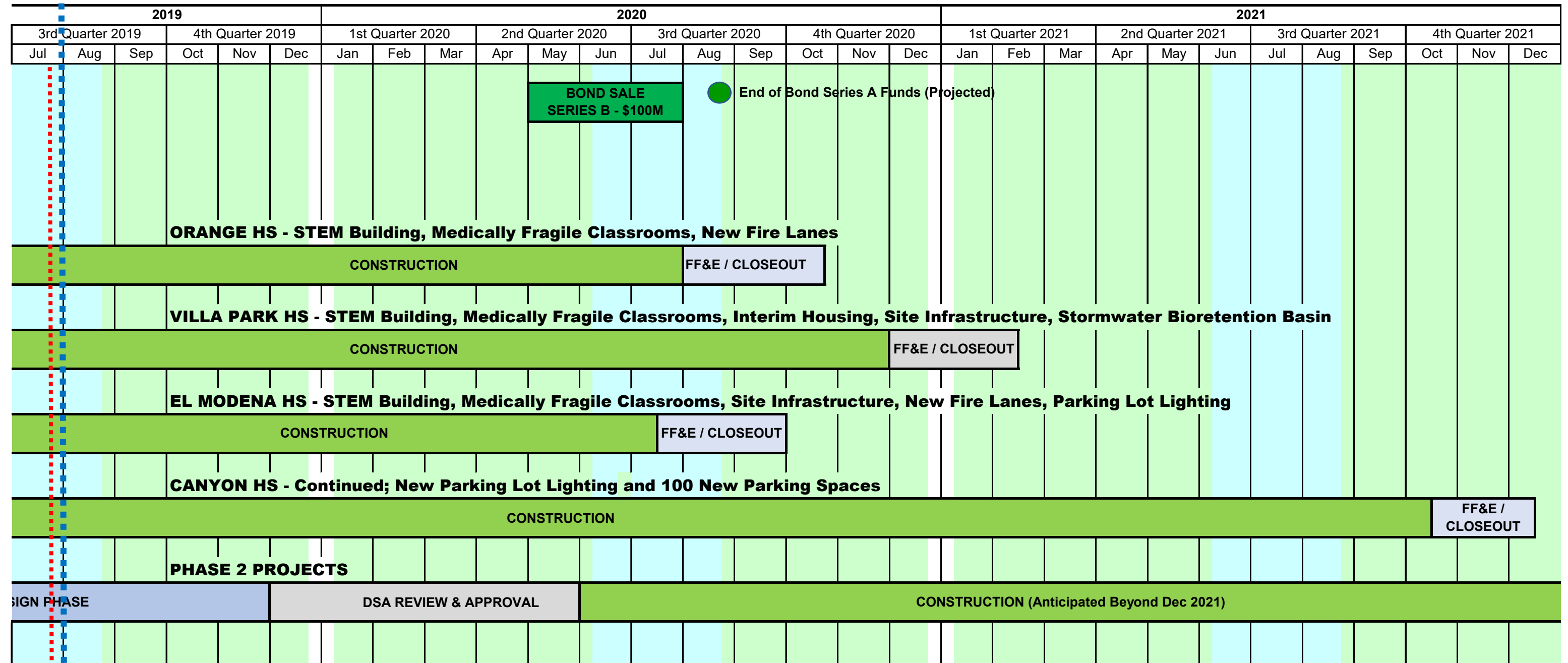


- Bond Measure S Passes by 62% on 11/8/16
- Program Manager Starts Work 1/17/17
- Orange HS Schematic Design & Budget Board Approved 4/13/17
- El Modena HS Schematic Design & Budget Board Approved 5/11/17
- Canyon HS Schematic Design & Budget Board Approved 5/25/17
- Villa Park HS Schematic Design & Budget Board Approved 6/8/17



MEASURE S BOND PROGRAM - PROGRAM SCHEDULE SUMMARY

TODAY



TODAY

Phase II Design & Budget Board Approved 7/25/19 for each HS project;

- Orange HS
- El Modena HS
- Villa Park HS
- Canyon HS

Board of Education

Alexia Deligianni-Brydges, Ed. D, President

Kathryn A. Moffat, Vice-President

Kris Erickson

Andrea Yamasaki

Rick Ledesma

John Ortega

Brenda Lebsack

Gunn Marie Hansen, Ph.D.

Superintendent

David A. Rivera

Assistant Superintendent/CBO

Business Services

Scott Harvey

Senior Executive Director

Administrative Services



Facilities & Planning Department

Measure S Bond Program

726 W. Collins Avenue

Orange, CA 92867

T: (714) 628-4500