



# The College Application and Financial Aid Process

BOYS' LATIN OF PHILADELPHIA CHARTER SCHOOL

# Possible Admissions Plans

- ▶ Rolling Admission
- ▶ Early Action
- ▶ Early Decision
- ▶ Regular Admission

# Application Process – Step-by-Step

- 1) Ask 2 teachers to write letters of recommendation and complete the Letter of Recommendation Form
  - ▶ Ideally, teachers should be from 11<sup>th</sup> or 12<sup>th</sup> grade
  - ▶ Students list the teachers on the form and choose whether or not they wish to rank their preference for the rec that will be sent if the number of recs is limited.
  - ▶ The form needs to be turned into the college office by September 30<sup>th</sup>.
  - ▶ The teachers listed will be added to the student's Naviance account.
  - ▶ Students should NOT invite BL staff to be recommenders on the Common Application.





1) Finalize their college list by early November

2) Finalize the list of colleges to which they are applying

▶ 6-8 colleges, including:


- 2-3 likely schools
- 3-4 possible schools
- 1-2 reach schools


- 
- ▶ Except in unusual circumstances, we will send out no more than 10 transcripts to colleges for any student.



3) Research the application requirements of the colleges to which they are applying

- ▶ Application deadlines – not all majors may have the same deadline and there may be earlier deadlines for those seeking scholarships
- ▶ Required documents – application, essay, recs, test scores, fee
- ▶ Financial aid/scholarship requirements

- 
- ▶ 4) Complete the college advising questionnaire and recommendation questionnaire if not already complete.
  - ▶ 5) Schedule a one-on-one meeting with their college advisor.
  - ▶ 6) Review the draft transcript and bring back the signed School Records Release form ASAP.



7) Register to take the SAT and/or the ACT this Fall. If they're applying to a college that requires Subject Tests, they need to register to take those, too. If any of the colleges they want to apply to requires the SAT with Writing, they will need to make sure to register for that.



# Testing Dates and Deadlines

## SAT/SAT Subject Tests

- ▶ October 7 – late registration deadline is 9/27
- ▶ November 4 – registration deadline 10/5
- ▶ December 2 – registration deadline 11/2

The tests are offered at BL on all of these dates. You cannot take the SAT and the SAT Subject Tests on the same dates.

[www.collegeboard.org](http://www.collegeboard.org)

# Testing Dates and Deadlines

## ACT

- ▶ October 28 – registration deadline is 9/22
- ▶ December 9 – registration deadline is 11/3

The ACT is not offered at BL.

[www.actstudent.org](http://www.actstudent.org)

# SAT/ACT Prep Course

Boys' Latin has made available to every student online prep courses for both the SAT and the ACT.

The courses may be accessed through Family Connection  
<https://connection.naviance.com/blpcs>

Click on "SAT/ACT test prep"

# Khan Academy

- ▶ The tutoring website Khan Academy has partnered with the College Board to be its official test prep provider.
- ▶ Free online test prep is available on its website, [www.khanacademy.org](http://www.khanacademy.org)

# How to Apply

- 1) Go to the college's website and click on the admissions page, or if the college takes the Common Application, go to [www.commonapp.org](http://www.commonapp.org)
- 2) Find a link to the online application or download a paper application
- 3) Complete a draft online or on paper.
- 4) Give to Mrs. Bonner or Ms. Tedesco to review.
- 5) Once it has been reviewed, you may submit the application.

# The Common Application

- ▶ Accepted by nearly 700 colleges
- ▶ The student completes one application and it is submitted to multiple colleges
- ▶ Some colleges require a supplement in addition to the basic Common App
- ▶ Students should apply using the Common Application if the college accepts it
- ▶ The first step is to create an account at [www.commonapp.org](http://www.commonapp.org).

# After They Have Applied

- 1) Make sure the college is listed in the “Colleges I’m Applying To” list in FC.
- 2) Request the transcript in FC.
- 3) Arrange for test scores to be sent to the college if they are required.
- 4) If they qualify for a fee waiver, they must come in and complete a paper fee waiver if they need one for a non-CA school.

# Supporting Materials

- ▶ Once we have received the transcript request, we will send the transcript, the counselor recommendation and Secondary School Report (if required), the teacher recs (if required), and our school profile to the college.
- ▶ We do not routinely send SAT scores.
- ▶ Students should have their scores sent directly from College Board or ACT to each college.



# Deadlines

► The college


If the college's deadline is...	Have it ready for review by a college advisor by:	Add it to the "Colleges I'm Applying To" list and request the transcript by:
November 1	October 16	October 23
November 15	October 30	November 6
Nov. 30 or December 1	November 13	November 20
January 1	December 4	December 18
January 15	December 18	January 3
February 1	January 3	January 15
Rolling or later than February 1	2 weeks before the date you	2 weeks before the date you



Students should:

- ▶ Check Family Connection to verify that we sent the supporting materials.
- ▶ Check email daily for messages from the colleges.

If they receive a message saying something is missing from their file, they should let us know immediately.

- 
- ▶ If a college requests more information, such as additional grades, financial information, etc., let us know immediately.
  - ▶ If they haven't received a decision on your application within 6 weeks (for rolling admission schools) or by March 31 (for deadline schools), let us know.

# Possible Admissions Outcomes

- ▶ Admit
- ▶ Defer
- ▶ Waitlist
- ▶ Deny

# Once you've been admitted

- ▶ Compare financial aid award letters to see what the most affordable options are
- ▶ Visit campuses
- ▶ Students must submit their enrollment deposit by May 1.

# Please remember:

- ▶ Senior grades are **extremely** important. Colleges often see 2<sup>nd</sup> trimester grades, too, and the college they attend will receive their final transcript showing grades for the entire year, so they can't decrease effort after 1<sup>st</sup> trimester ends.
- ▶ It's vital to prepare as much as possible for the SAT and ACT.
- ▶ Deadlines matter.

# Financial Aid

- ▶ There will be a meeting for senior parents regarding financial aid on October 24<sup>th</sup> at 6:30pm.
- ▶ We are offering assistance with the FAFSA at a workshop on Saturday, October 28<sup>th</sup>.
- ▶ We are also available during the school day by appointment.

# FAFSA

- ▶ All students must complete the FAFSA to qualify for both Federal and state aid.
- ▶ The first step is for both the student and one parent to create an FSAID.
- ▶ The FSAID is used to:
  - Sign the FAFSA electronically
  - Access your FAFSA account later
  - Complete entrance counseling for Federal loans
  - Sign Master Promissory Note for Federal loans

Create the FSA ID at [fsaid.ed.gov](https://fsaid.ed.gov)



# FAFSA

- ▶ As soon as possible after October 1, complete the FAFSA (Free Application for Student Aid).
- ▶ You should have a copy of your 2016 tax forms and your 2016 W-2 forms. In most cases, though, you should be able to use the IRS Data Retrieval Tool to complete most of the financial data section.
- ▶ Complete the FAFSA online at [www.fafsa.gov](http://www.fafsa.gov). DO NOT go to [www.fafsa.com](http://www.fafsa.com).

# FAFSA

- ▶ Dependency status – Most students are considered dependent, which means parent information must be provided.
- ▶ Exceptions include:
  - Students in legal guardianship
  - Orphans
  - Students who have been in foster care when they were 13 or older

# FAFSA

Whose information must be provided?

- ▶ If biological/adoptive parents are married, both must provide information.
- ▶ If they are not married, provide info for the parent with whom the student lived more in the past 12 months.
- ▶ If that parent is married, the stepparent's info must be provided, too.

# State Grant

- ▶ Also referred to as the PHEAA grant
- ▶ Easiest to complete when linked to the FAFSA
- ▶ If you don't complete it then, wait at least 10 days and then go to [www.aessuccess.org](http://www.aessuccess.org) to complete it – you'll have to create an account first
- ▶ Must complete and mail in the signature page

# CSS Profile

- ▶ Some colleges require an additional form, called the CSS Profile. It is available on College Board's website, [www.collegeboard.org](http://www.collegeboard.org).
  - The Profile should be completed by January 1, unless a college has an even earlier deadline. You will complete it using 2016 tax information.
  - College Board charges a fee for the Profile, but waives the fee for families under a certain income level.

# Financial Aid Deadlines

- ▶ All colleges have their own deadlines by which the FAFSA and/or CSS Profile must be filed – be sure to meet those deadlines or you risk not receiving aid
- ▶ You must complete the FAFSA and PHEAA by May 1 to receive the state grant

# Contact Information

[hbonner@boyslatin.org](mailto:hbonner@boyslatin.org)

(215) 387-5149 ext. 255

(215) 983-1859 cell

[stedesco@boyslatin.org](mailto:stedesco@boyslatin.org)

(215) 387-5149 ext. 260

# Questions

