



ST. FRANCIS AREA SCHOOLS



18-19 PRELIMINARY BUDGET

June 25, 2018



ST. FRANCIS AREA SCHOOLS 2018-2019 PRELIMINARY BUDGET ASSUMPTIONS



Enrollment

4226 K-12 students

Estimated 287 Kindergarten Students

Revenue

2% increase in general education basic revenue from legislative session – \$6,312 per student

\$123 X 4,662 Early Childhood-12th Grade Weighted Students = \$573,426

Year 3 of Long Term Facilities Maintenance Revenue

Replaced Deferred Maintenance, Alt Facilities and Health & Safety

2017A and 2018A Bond Project Initiated

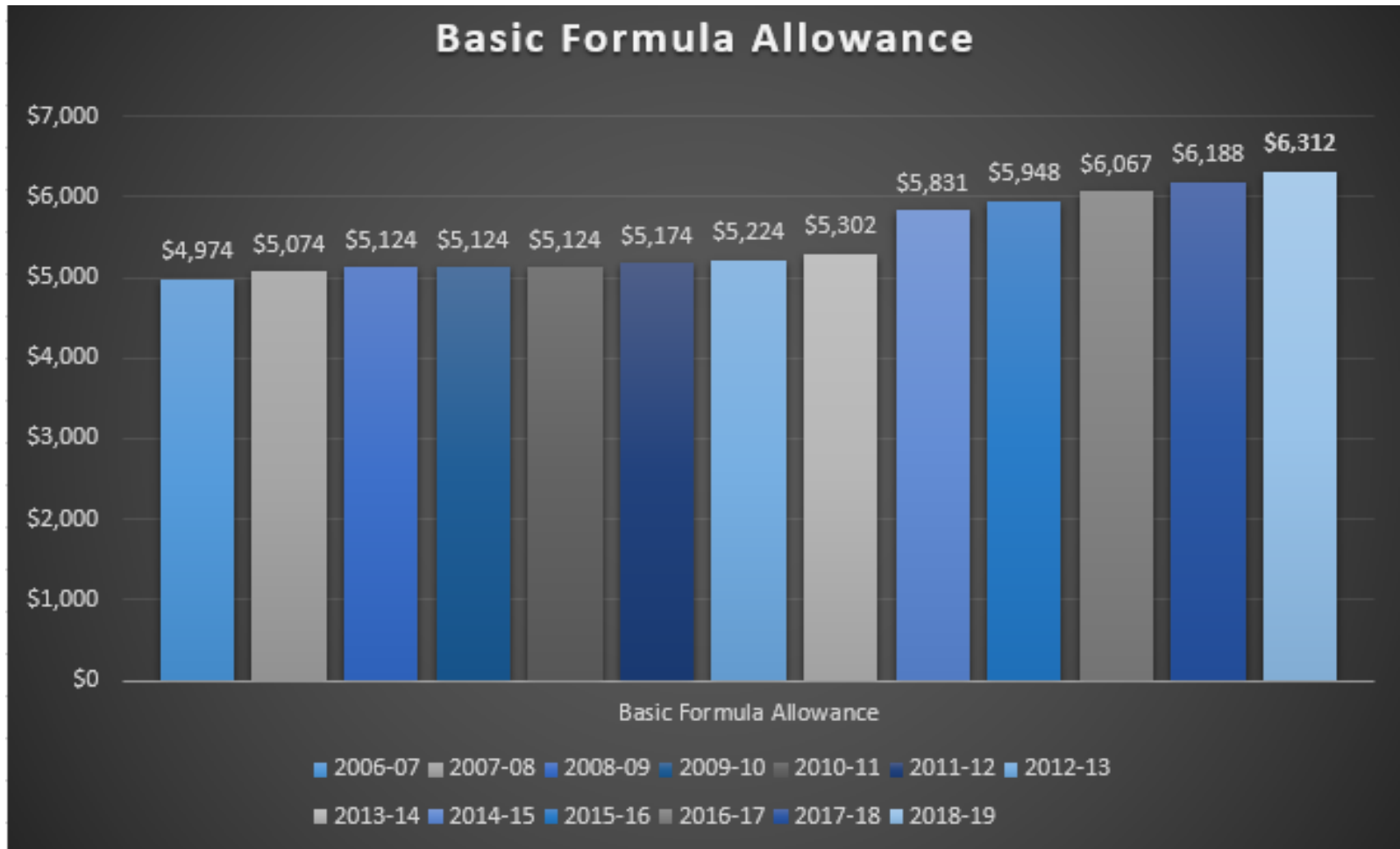
Expenditures

Reductions and Staff Retirements

Faculty and Non-Licensed Staff Negotiations-majority settled, 2 remaining.

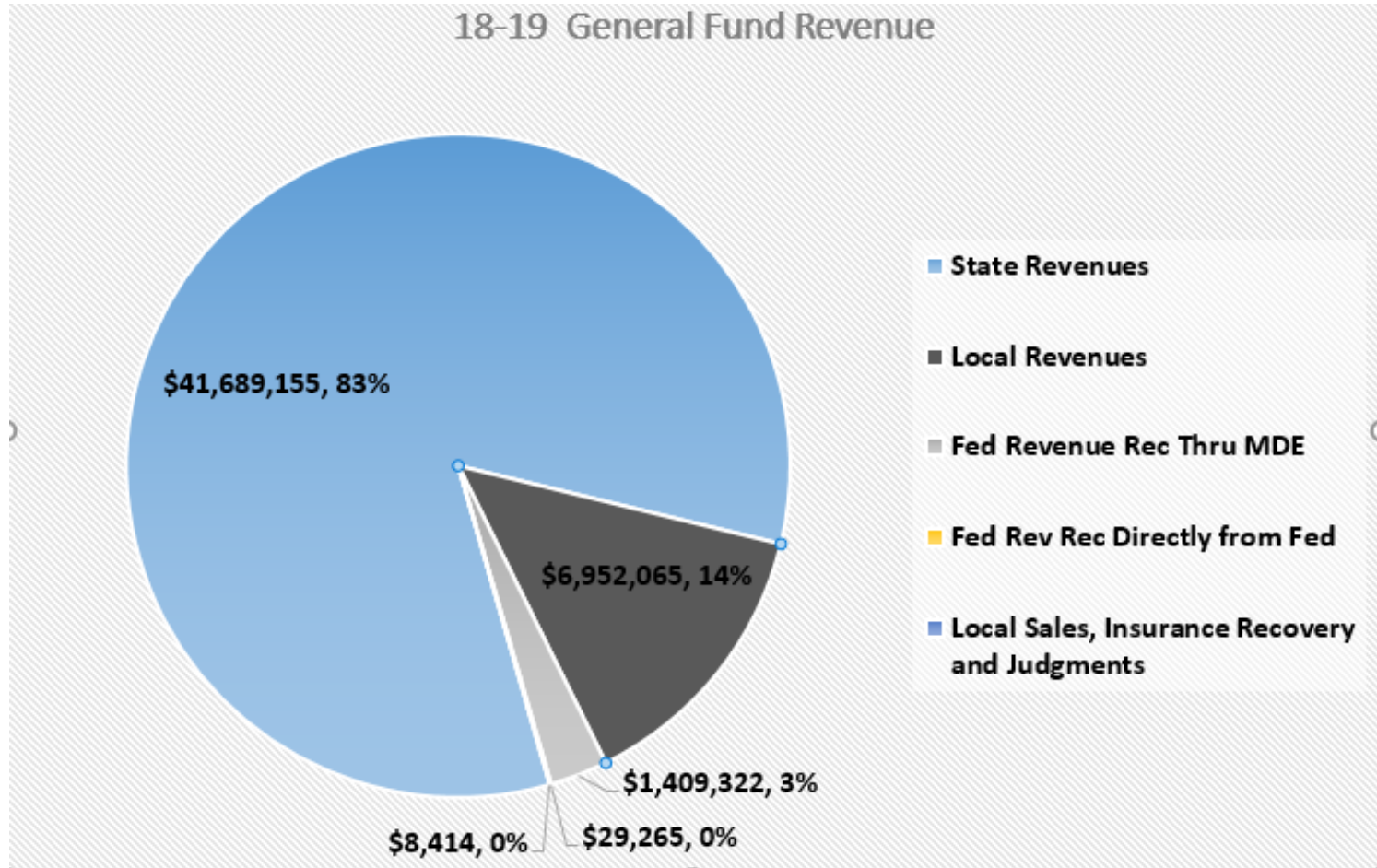


ST. FRANCIS AREA SCHOOLS
2018-2019 PRELIMINARY BUDGET
BASIC FORMULA ALLOWANCE



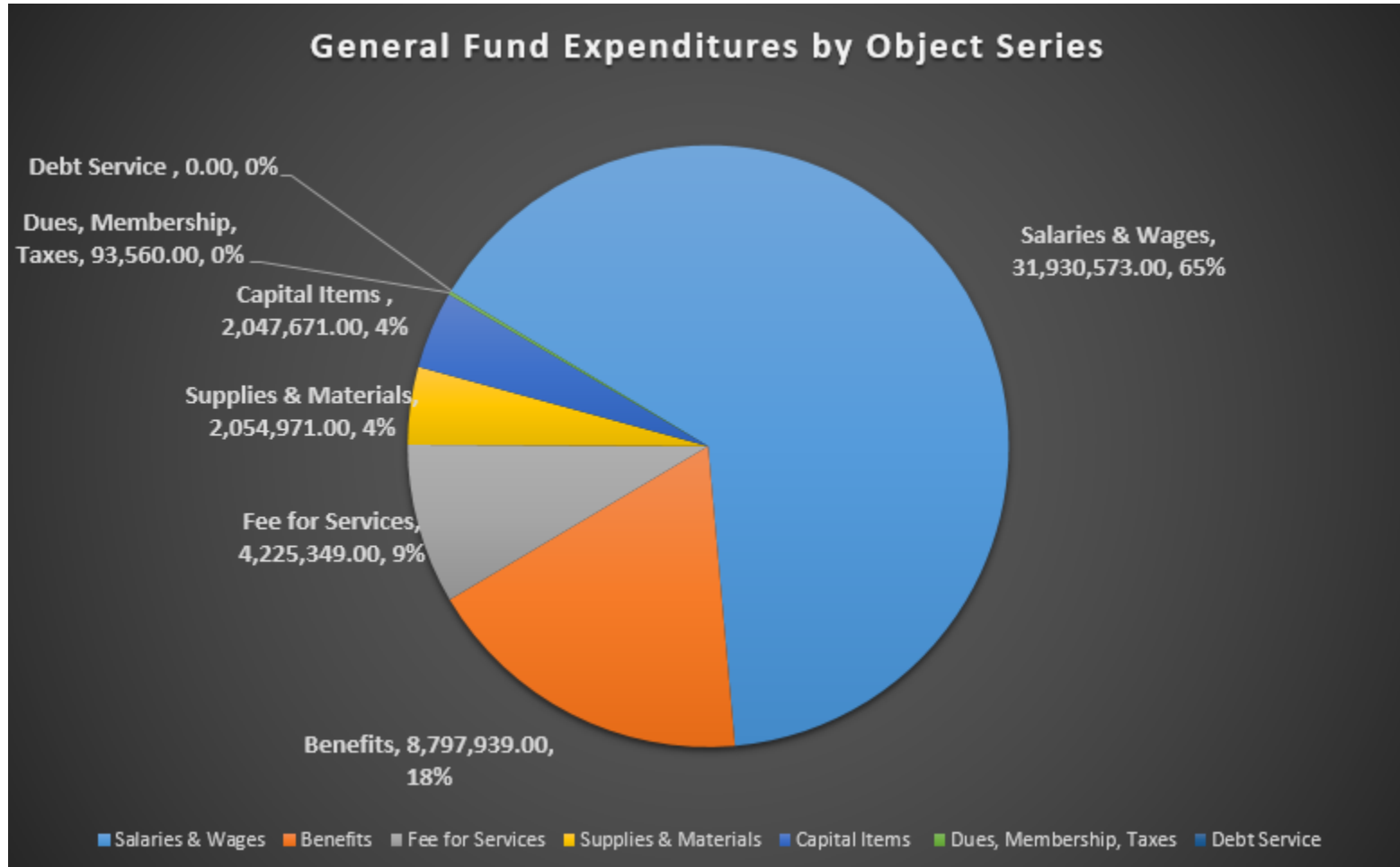


ST.FRANCIS AREA SCHOOLS
2018-2019 PRELIMINARY BUDGET
GENERAL FUND \$50,088,221





ST. FRANCIS AREA SCHOOLS
2018-2019 PRELIMINARY BUDGET
EXPENDITURES BY OBJECT SERIES
\$49,150,063

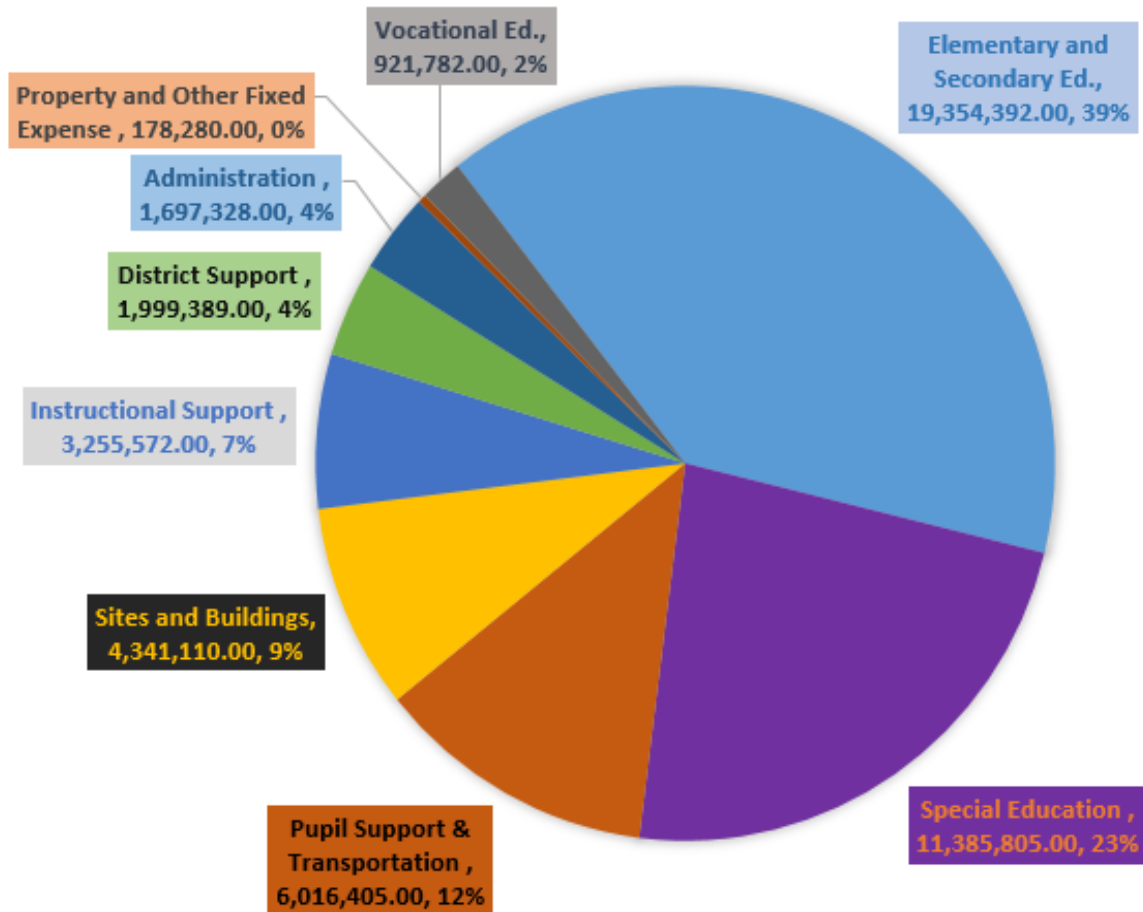




ST. FRANCIS AREA SCHOOLS
2018-2019 PRELIMINARY BUDGET
EXPENDITURES BY PROGRAM SERIES
\$49,150,063



18-19 GENERAL FUND EXPENSES BY PROGRAM SERIES





ST. FRANCIS AREA SCHOOLS
PRELIMINARY BUDGET BY FUND
SCHOOL / FISCAL YEAR 2018 - 2019



	Revenue	Expenditures
Fund	18-19 PRELIMINARY Budget	18-19 PRELIMINARY Budget
01 - General	\$50,088,221	\$49,150,063
General Fund Total	\$50,088,221	\$49,150,063
02 - Food Service	\$2,236,950	\$2,234,272
04 - Community Education	\$2,707,968	\$2,789,298
06 - LTFM Construction	\$9,500	\$3,235,282
07 - Debt Service	\$6,463,206	\$6,407,790
08 - Trust	\$333,000	\$333,000
16 - 2017A & 2018A Construction	\$627,000	\$78,890,688
21 - Internal Service	\$388,425	\$388,425
45 - OPEB TRUST		\$525,000
47 - OPEB Debt Service	\$0	\$0
Grand Total	\$62,854,270	\$143,953,818



ST. FRANCIS AREA SCHOOLS
PRELIMINARY BUDGET
SCHOOL / FISCAL YEAR 2017-2018



Fund	Revenue			Expenditures		
	17-18 Adopted Budget	17-18 Revised Budget	Difference	17-18 Adopted Budget	17-18 Revised Budget	Difference
01 - General	\$50,723,616	\$51,072,020	\$348,404	\$51,196,371	\$51,534,061	\$337,690
General Fund Total	\$50,723,616	\$51,072,020	\$348,404	\$51,196,371	\$51,534,061	\$337,690
02 - Food Service	\$2,373,900	\$2,373,900	\$0	\$2,376,355	\$2,376,355	\$0
04 - Community Education	\$2,643,329	\$2,643,329	\$0	\$2,670,484	\$2,670,484	\$0
06 - LTFM Construction	\$0	\$0	\$0	\$8,758,323	\$7,789,232	(\$969,091)
07 - Debt Service	\$6,065,051	\$7,437,544	\$1,372,493	\$6,123,550	\$7,056,709	\$933,159
08 - Trust	\$320,000	\$320,000	\$0	\$320,000	\$320,000	\$0
16 - 2017A & 2018A Construction		\$80,060,000	\$80,060,000		\$80,060,000	\$80,060,000
21 - Internal Service	\$388,425	\$388,425	\$0	\$388,425	\$388,425	\$0
45 - OPEB TRUST			\$0	\$531,128	\$531,128	\$0
47 - OPEB Debt Service	\$0		\$0	\$0	\$0	\$0
Grand Total	\$62,514,321	\$144,295,218	\$81,780,897	\$72,364,636	\$152,726,394	\$80,361,758



ST. FRANCIS AREA SCHOOLS
SCHOOL / FISCAL YEAR 2018 - 2019
GENERAL FUND



isd15.org St. Francis, Minnesota		ST. FRANCIS PUBLIC SCHOOLS Budget Overview				
		Preliminary Budget Summary 2018-19				
		July 1, 2018	Revenues	Expenditures	June 30, 2019 Proj. Balance	Net Increase or Decrease
Unassigned - 422		630,259	44,019,616	43,248,631	1,401,244	770,985
Assigned						
Assigned		472,755	-	-	472,755	-
Restricted						
Staff Development - 403		-	585,868	585,868	-	-
Long-Term Fac. Maint. - 467		-			-	-
Health & Safety - 406		82,087	-	-	82,087	-
Operating Capital - 424		53,138	1,324,298	1,324,298	53,138	-
Learning & Development - 428		-	943,179	943,179	-	-
Area Learning Center-434		-	885,383	933,753	(48,370)	(48,370)
Gifted & Talented - 438		-	60,331	60,331	-	-
Basic Skills - 441		-	1,014,031	1,014,031	-	-
Basic Skills Extended Time-459		-	35,180	35,180	-	-
Safe Schools - 449		-	241,771	241,771	-	-
LTFM-467		-	978,564	763,021	215,543	215,543
Subtotal Restricted		135,225	6,068,605	5,901,432	302,398	167,173
Nonspendable						
Prepays & Inventory		170,851	-	-	170,851	-
Inventory		-	-	-	-	-
Subtotal Nonspendable - 460		170,851	-	-	170,851	-
Total General Fund		1,409,090	50,088,221	49,150,063	2,347,248	938,158



ST. FRANCIS AREA SCHOOLS
SCHOOL / FISCAL YEAR 2018 - 2019
NUTRITION SERVICES FUND
COMMUNITY EDUCATION FUND



		ST. FRANCIS PUBLIC SCHOOLS				June 30, 2019 Proj. Balance	Net Increase or Decrease
		Budget Overview					
		Preliminary Budget Summary 2018-19					
		July 1, 2018	Revenues	Expenditures			
Food Service Fund - 02							
Nonspendable							
Prepays		-	-	-	-	-	
Inventory		38,724	-	-	38,724	-	
Subtotal Nonspendable - 460		38,724	-	-	38,724	-	
Restricted - 464		968,048	2,236,950	2,234,272	970,726	2,678	
Total Food Service		1,006,772	2,236,950	2,234,272	1,009,450	2,678	
Community Services - 04							
Restricted - 464		33,882	61,898	32,377	63,403	29,521	
Restricted / Reserved							
Community Ed - 431		955,883	2,106,864	2,193,674	869,073	(86,810)	
ECFE - 432		142,948	275,221	297,751	120,418	(22,530)	
Adult Basic Ed - 447		-	-	-	-	-	
School Readiness - 444		84,399	182,929	183,750	83,578	(821)	
Adult Basic Ed - 447		-	-	-	-	-	
ABE-447		-	81,056	81,746	(690)	(690)	
Restricted/Reserved - Subtotal		1,217,112	2,707,968	2,789,298	1,135,782	(81,330)	
Unassigned - 463		-	-	-	-	-	
Total Community Education		1,217,112	2,707,968	2,789,298	1,135,782	(81,330)	



ST. FRANCIS AREA SCHOOLS
SCHOOL / FISCAL YEAR 2018 - 2019



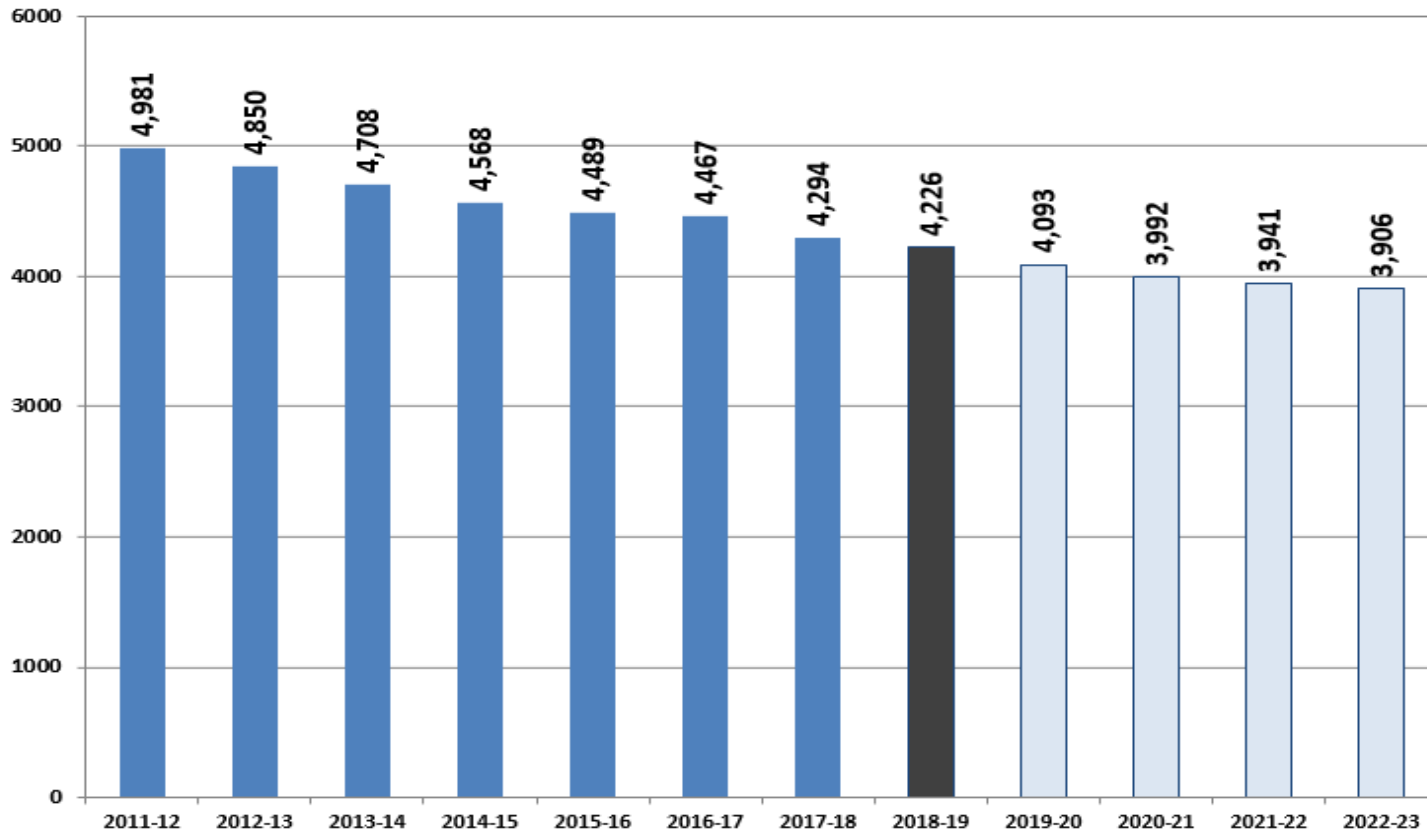
		ST. FRANCIS PUBLIC SCHOOLS				
		Budget Overview				
		Preliminary Budget Summary 2018-19				
		July 1, 2018	Revenues	Expenditures	June 30, 2019 Proj. Balance	Net Increase or Decrease
Construction - 06						
Restricted - 464		7,872,623	9,500	3,235,282	4,646,841	(3,225,782)
Total Construction Fund		7,872,623	9,500	3,235,282	4,646,841	(3,225,782)
Debt Service - 07						
Restricted - 464		987,146	6,463,206	6,407,790	1,042,562	55,416
Total Debt Service Fund		987,146	6,463,206	6,407,790	1,042,562	55,416
Trust - 08	<i>flexible benefits & private purpose trust</i>	184,735	333,000	333,000	184,735	-
Building Project-16		-	627,000	78,890,688	(78,263,688)	(78,263,688)
Internal Service - 20		88,421	388,425	388,425	88,421	-
OPEB Revocable Trust - 25		-	-	-	-	-
OPEB Irrevocable Trust - 45		1,317,759	-	525,000	792,759	(525,000)
OPEB Debt Service - 47		-	-	-	-	-
Total All Funds:		14,083,658	62,854,270	143,953,818	(67,015,890)	(81,099,548)



ST. FRANCIS AREA SCHOOLS 2018-2019 PRELIMINARY BUDGET K-12 ENROLLMENT HISTORY & PROJECTIONS



K-12 ENROLLMENT HISTORY & PROJECTED TOTAL ENROLLMENT





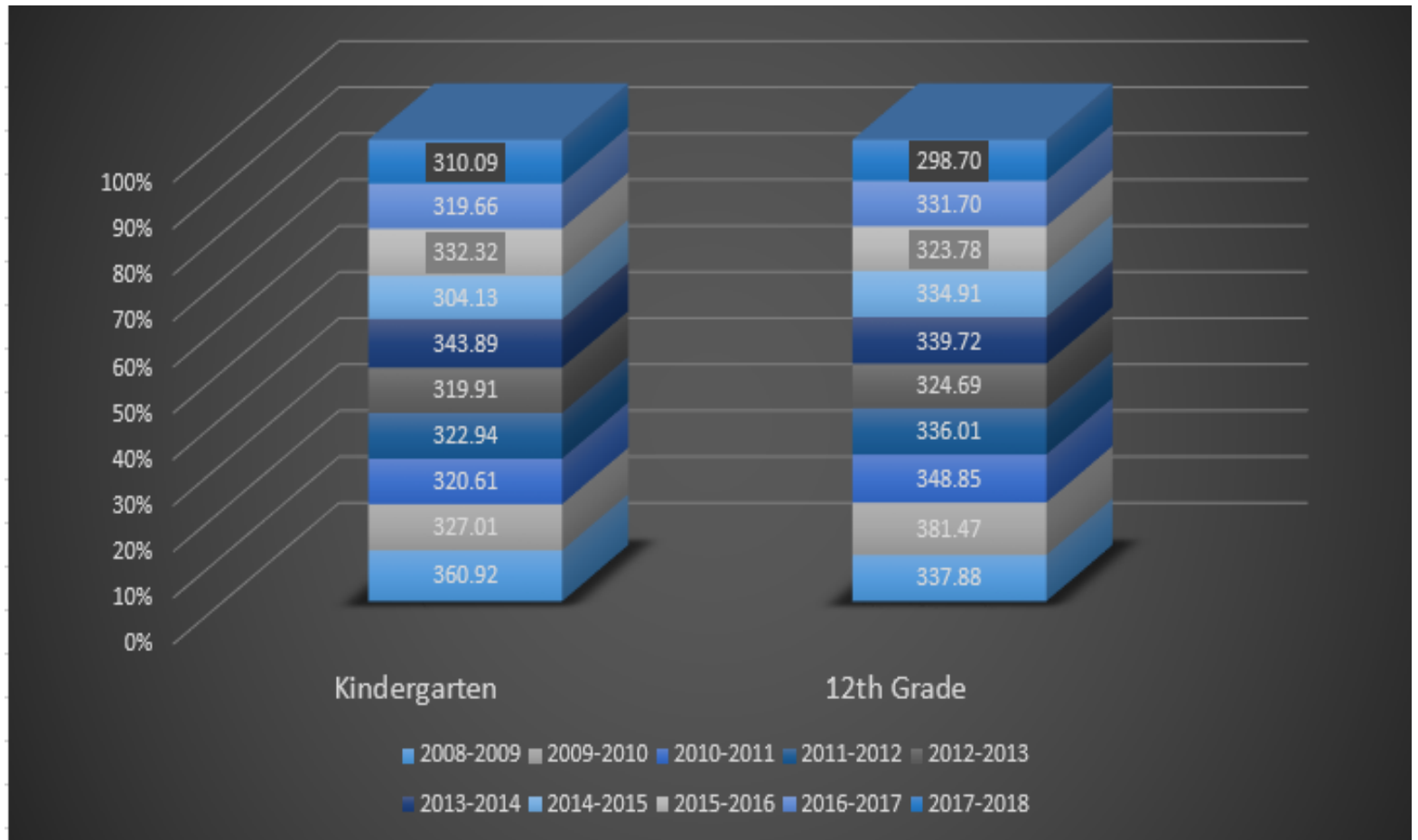
ST. FRANCIS AREA SCHOOLS 2018-2019 PRELIMINARY BUDGET



		17-18 ESTIMATE						18-19 PROJECTED			
Grade	Student	ADM	Tuition	Total	Weighted	Grade	Student	ADM	Tuition	Total	Weighted
Level	Weight	2017-18	2017-18	2017-18	2017-18	Level	Weight	2018-2019	2018-2019	2018-2019	2018-2019
EC	1.00	44.70	0.03	44.73	44.73	EC	1.00	50.30	0.03	50.33	50.33
HK	1.00	50.00	-	50.00	50.00	HK	1.00	35.00	-	35.00	35.00
KG5	1.00	250.00	-	250.00	250.00	KG5	1.00	252.00	-	252.00	252.00
1	1.00	310.99	1.00	311.99	311.99	1	1.00	286.00	1.00	287.00	286.00
2	1.00	322.82	0.06	322.88	322.88	2	1.00	314.94	0.06	315.00	314.94
3	1.00	313.82	2.48	316.30	316.30	3	1.00	310.52	2.48	313.00	310.52
4	1.00	332.90	1.00	333.90	333.90	4	1.00	315.00	1.00	316.00	315.00
5	1.00	333.86	0.30	334.16	334.16	5	1.00	332.70	0.30	333.00	332.70
6	1.00	335.91	0.03	335.94	335.94	6	1.00	330.97	0.03	331.00	331.03
7	1.20	358.82	0.08	358.90	430.68	7	1.20	327.92	0.08	328.00	393.50
8	1.20	345.10	2.34	347.44	416.93	8	1.20	332.66	2.34	335.00	399.19
9	1.20	370.32	4.14	374.46	449.35	9	1.20	340.86	4.14	345.00	409.03
10	1.20	366.46	2.46	368.92	442.70	10	1.20	364.54	2.46	367.00	437.45
11	1.20	370.78	1.75	372.53	447.04	11	1.20	342.25	1.75	344.00	410.70
12	1.20	331.52	4.03	335.55	402.66	12	1.20	320.97	4.03	325.00	385.16
TOTAL		4,438.00	19.70	4,457.70	4,889.26	TOTAL		4,256.63	19.70	4,276.33	4,662.56

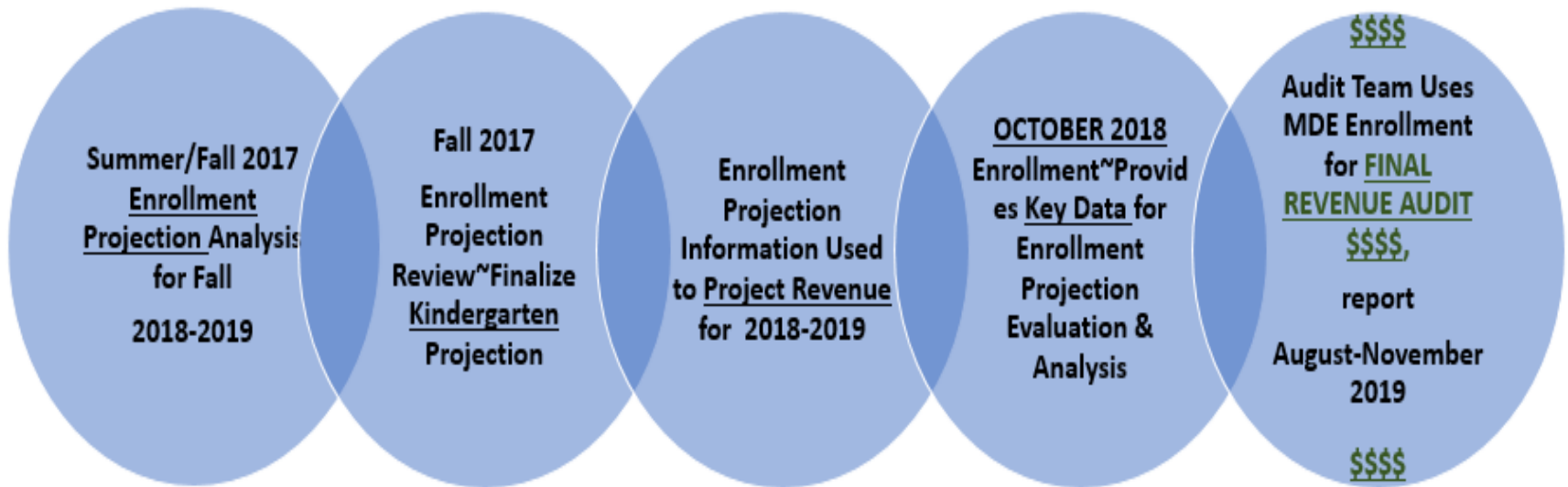


ST. FRANCIS AREA SCHOOLS 2018-2019 PRELIMINARY BUDGET KINDERGARTEN & 12TH GRADE ENROLLMENT HISTORY





ST. FRANCIS AREA SCHOOLS
2018-2019 PRELIMINARY BUDGET
ENROLLMENT TIMING





ST. FRANCIS AREA SCHOOLS
2018-2019 PRELIMINARY BUDGET



The revised budget will include legislative changes that were approved in 2018, including the pension adjustment.

Fall enrollment for 2018-2019 will also be updated.



ST. FRANCIS AREA SCHOOLS
2018-2019 PRELIMINARY BUDGET



**Thank you for your
partnership and support.**

**We welcome any questions
you may have.**