



Beecher Road School






Panorama Staff Survey
Spring 2019



Report created by
Panorama Education



Summary

Topic Description	Results	Benchmark
<p>Feedback and Coaching</p> <p>Perceptions of the amount and quality of feedback faculty and staff receive.</p>	<p>27%</p> <p>▼ 21</p> <p>since last survey</p>	 <p>0th - 19th percentile compared to others nationally</p>
<p>Professional Learning</p> <p>Perceptions of the amount and quality of professional growth and learning opportunities available to faculty and staff.</p>	<p>33%</p> <p>▼ 12</p> <p>since last survey</p>	 <p>0th - 19th percentile compared to others nationally</p>
<p>School Climate</p> <p>Perceptions of the overall social and learning climate of the school.</p>	<p>37%</p> <p>▼ 21</p> <p>since last survey</p>	 <p>0th - 19th percentile compared to others nationally</p>
<p>School Leadership</p>	<p>33%</p> <p>▼ 21</p> <p>since last survey</p>	 <p>0th - 19th percentile compared to others nationally</p>
<p>Staff-Leadership Relationships</p> <p>Perceptions of faculty and staff relationships with school leaders.</p>	<p>43%</p> <p>▼ 16</p> <p>since last survey</p>	 <p>0th - 19th percentile compared to others nationally</p>

46 responses

Feedback and Coaching

Your average

27%

46 responses

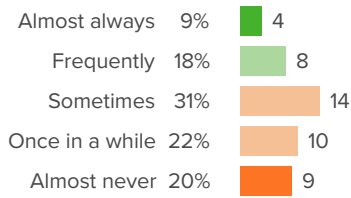
Change

▼ 21

since last survey

How did people respond?

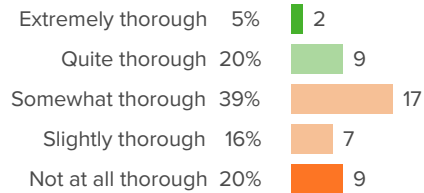
Q.1: How often do you receive feedback on your work?



▼ 29 from last survey

Favorable: **27%**

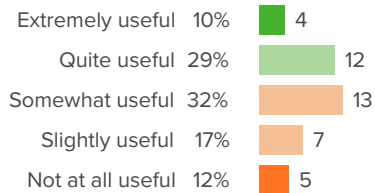
Q.2: At your school, how thorough is the feedback you receive in covering all aspects of your role?



▼ 22 from last survey

Favorable: **25%**

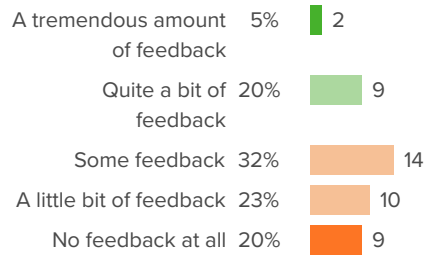
Q.3: How useful do you find the feedback you receive on your work?



▼ 26 from last survey

Favorable: **39%**

Q.4: How much feedback do you receive on your work?

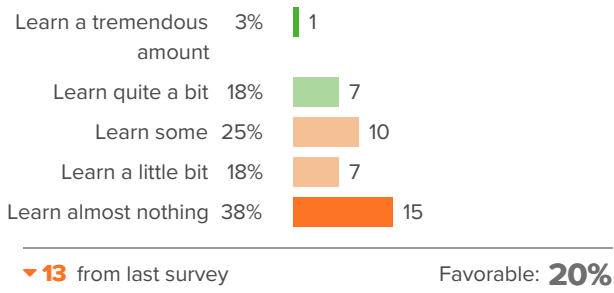


▼ 13 from last survey

Favorable: **25%**



Q.5: How much do you learn from the evaluation processes at your school?



Professional Learning

Your average

33%

46 responses

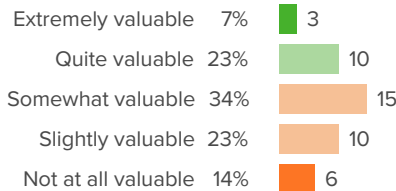
Change

▼ **12**

since last survey

How did people respond?

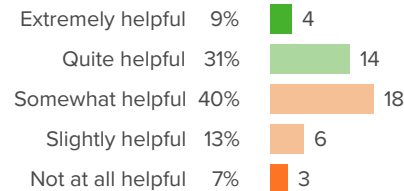
Q.1: At your school, how valuable are the available professional development opportunities?



▼ **23** from last survey

Favorable: **30%**

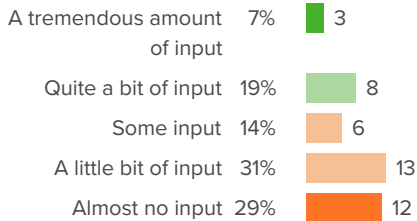
Q.2: How helpful are your colleagues' ideas for improving your work?



▼ **16** from last survey

Favorable: **40%**

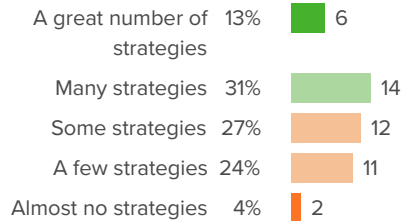
Q.3: How much input do you have into individualizing your own professional development opportunities?



▼ **2** from last survey

Favorable: **26%**

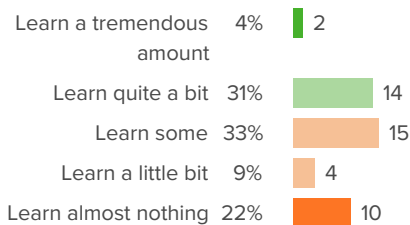
Q.4: Through working at your school, how many new strategies for your job have you learned?



▼ **16** from last survey

Favorable: **44%**

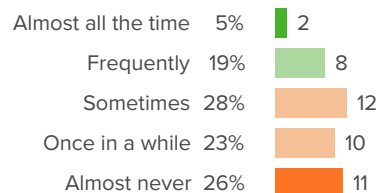
Q.5: Overall, how much do you learn from the leaders at your school?



▼ **13** from last survey

Favorable: **36%**

Q.6: How often do your professional development opportunities help you explore new ideas?

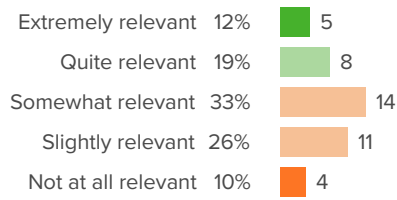


▼ **6** from last survey

Favorable: **23%**



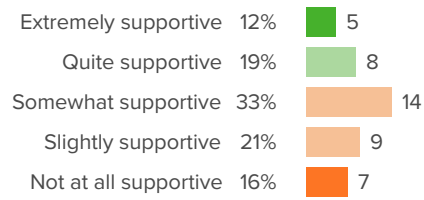
Q.7: How relevant have your professional development opportunities been to your work?



▼ **6** from last survey

Favorable: **31%**

Q.8: Overall, how supportive has the school been of your professional growth?



▼ **18** from last survey

Favorable: **30%**

School Climate

Your average

37%

46 responses

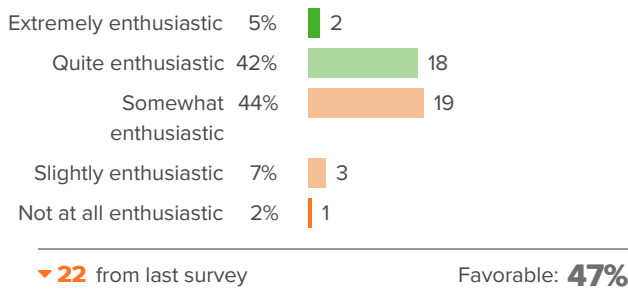
Change

▼ **21**

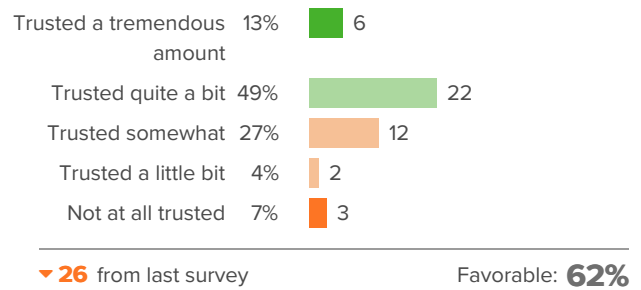
since last survey

How did people respond?

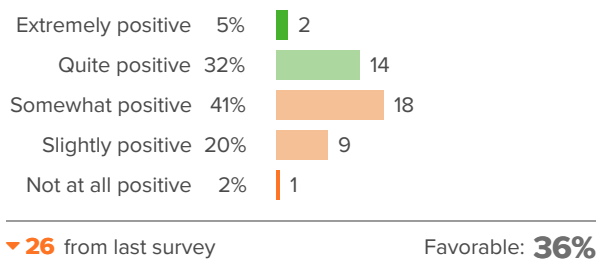
Q.1: On most days, how enthusiastic are the students about being at school?



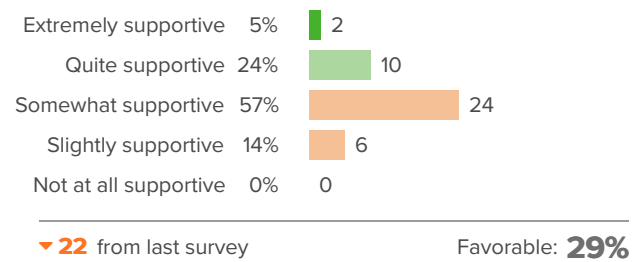
Q.2: To what extent are staff trusted to work in the way they think is best?



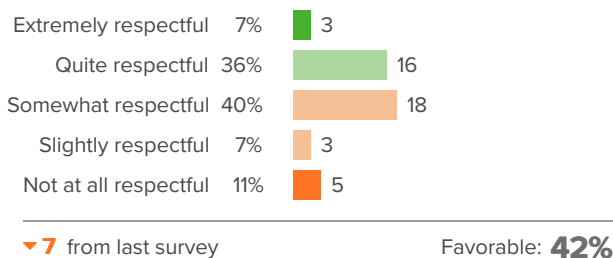
Q.3: How positive are the attitudes of your colleagues?



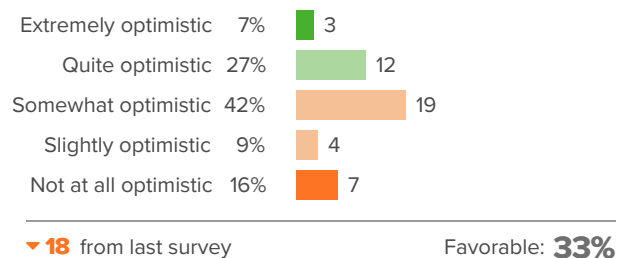
Q.4: How supportive are students in their interactions with each other?



Q.5: How respectful are the relationships between staff and students?

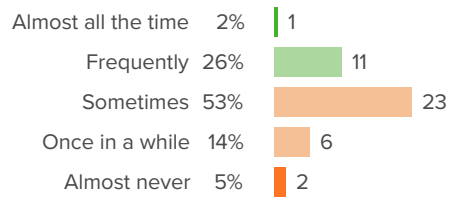


Q.6: How optimistic are you that your school will improve in the future?



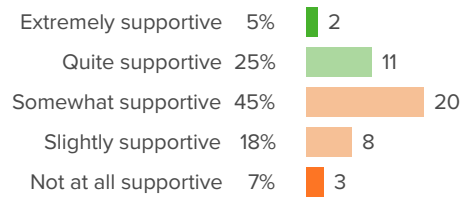


Q.7: How often do you see students helping each other without being prompted?



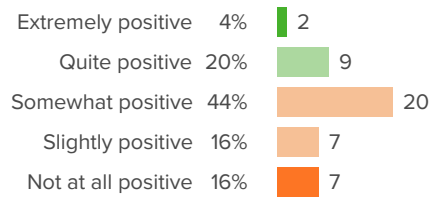
▼ **20** from last survey Favorable: **28%**

Q.8: When new initiatives are presented at your school, how supportive are your colleagues?



▼ **20** from last survey Favorable: **30%**

Q.9: Overall, how positive is the working environment at your school?



▼ **34** from last survey Favorable: **24%**

School Leadership

Your average

33%

46 responses

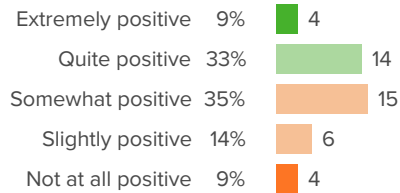
Change

▼ 21

since last survey

How did people respond?

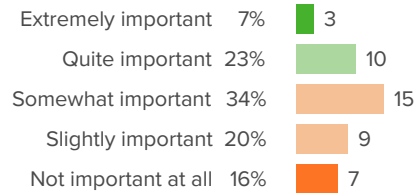
Q.1: How positive is the tone that school leaders set for the culture of the school?



▼ 18 from last survey

Favorable: **42%**

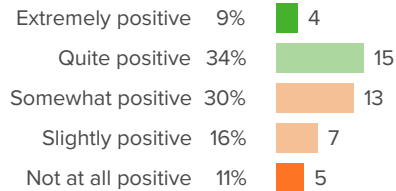
Q.2: For your school leaders, how important is staff satisfaction?



▼ 23 from last survey

Favorable: **30%**

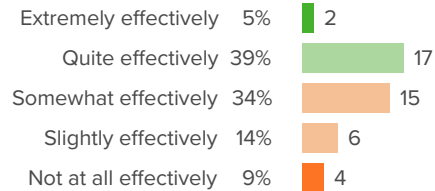
Q.3: Overall, how positive is the influence of the school leaders on the quality of your work?



▼ 12 from last survey

Favorable: **43%**

Q.4: How effectively do school leaders communicate important information to staff?

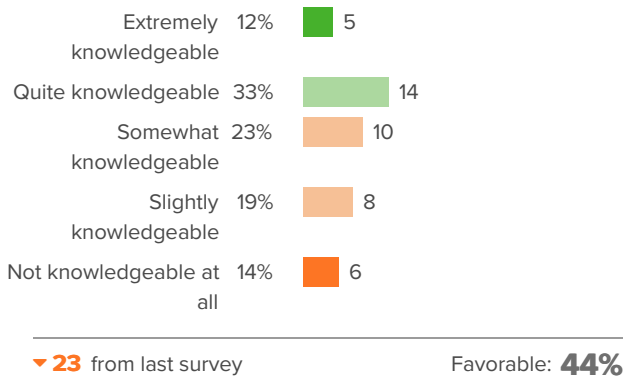


▼ 24 from last survey

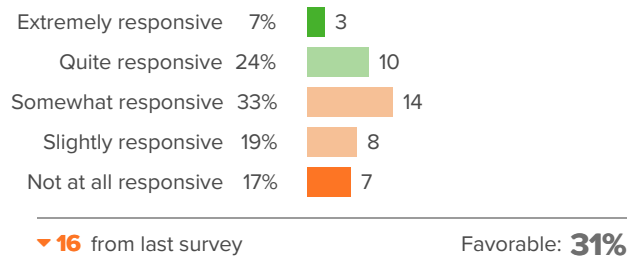
Favorable: **43%**



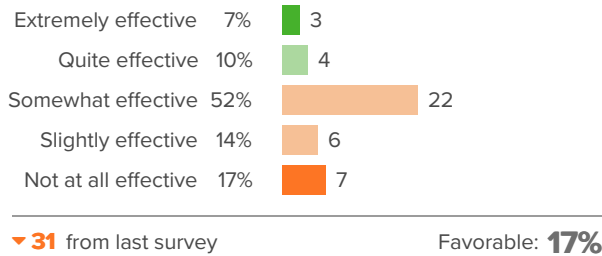
Q.5: How knowledgeable are your school leaders about what is going on in the school?



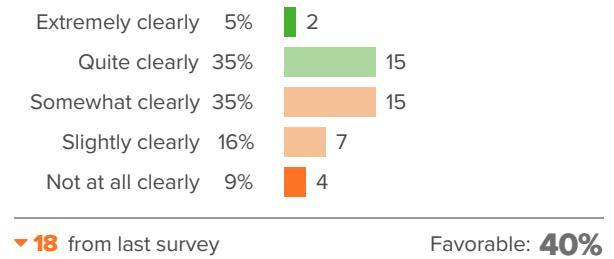
Q.6: How responsive are school leaders to your feedback?



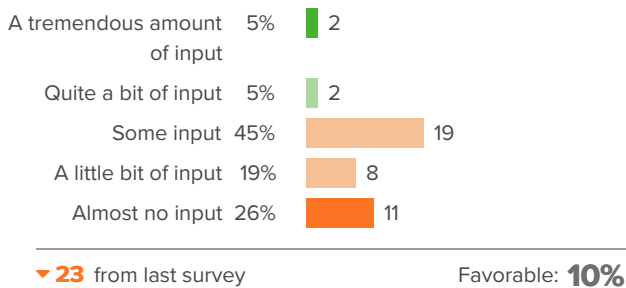
Q.7: How effective are the school leaders at developing rules for students that facilitate their learning?



Q.8: How clearly do your school leaders identify their goals for the staff?



Q.9: When the school makes important decisions, how much input do staff have?



Staff-Leadership Relationships

Your average

43%

46 responses

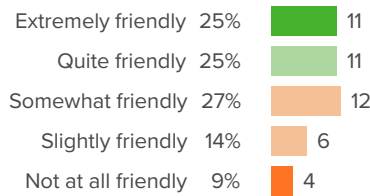
Change

▼ **16**

since last survey

How did people respond?

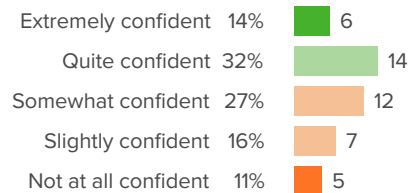
Q.1: How friendly are your school leaders toward you?



▼ **10** from last survey

Favorable: **50%**

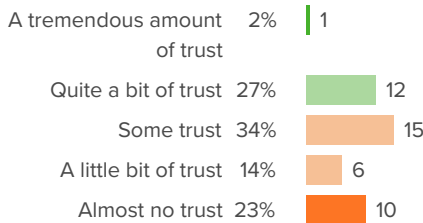
Q.2: How confident are you that your school leaders have the best interests of the school in mind?



▼ **22** from last survey

Favorable: **45%**

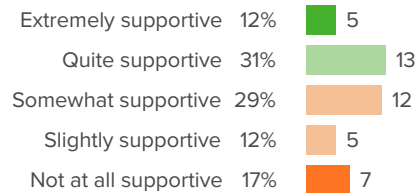
Q.3: How much trust exists between school leaders and staff?



▼ **13** from last survey

Favorable: **30%**

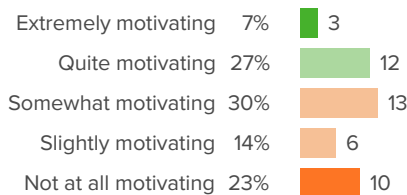
Q.4: When you face challenges at work, how supportive are your school leaders?



▼ **17** from last survey

Favorable: **43%**

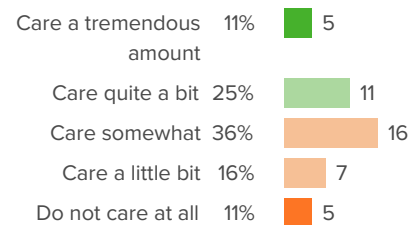
Q.5: At your school, how motivating do you find working with the leadership team?



▼ **14** from last survey

Favorable: **34%**

Q.6: How much do your school leaders care about you as an individual?

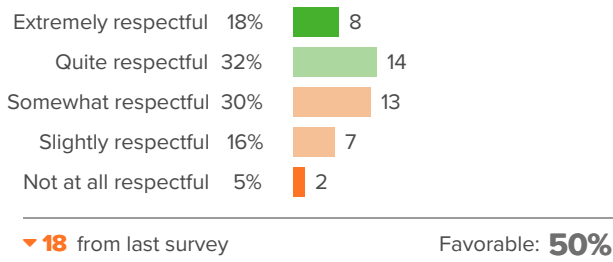


▼ **15** from last survey

Favorable: **36%**

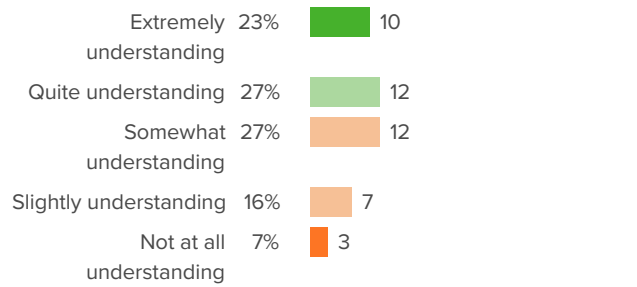


Q.7: How respectful are your school leaders towards you?



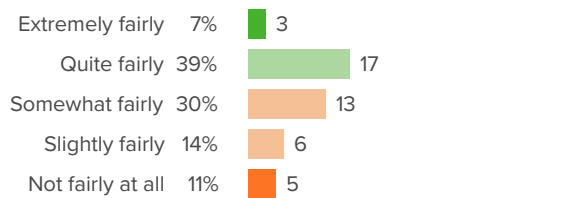
▼ **18** from last survey Favorable: **50%**

Q.8: When challenges arise in your personal life, how understanding are your school leaders?



▼ **15** from last survey Favorable: **50%**

Q.9: How fairly does the school leadership treat the staff?



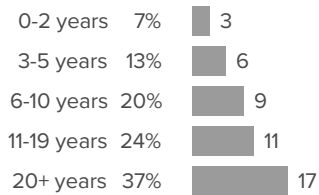
▼ **24** from last survey Favorable: **45%**



Background Questions

How did people respond? _____

Q.1: For how many years have you worked in education?



Q.2: For how many years have you worked at your current school?

