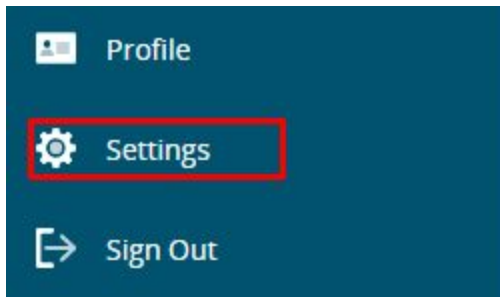


This is to add students to a parent account that has already been created in Unified Classroom

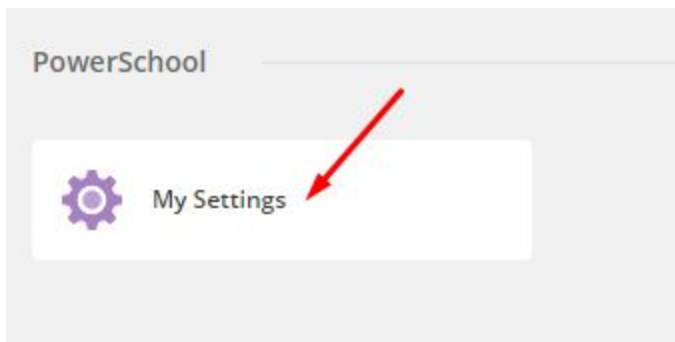
Go to classroom.powerschool.com

Sign in using your PowerSchool ID and Password

Click on your name bottom left of the screen, in the menu that opens up click on settings



Then click on My Settings



In the menu on the left click on Account Preferences

Navigation



Grades and Attendance



Grade History



Attendance History



Email Notification



Teacher Comments



School Bulletin



My Schedule



School Information



Account Preferences



Test Scores



Access Logs

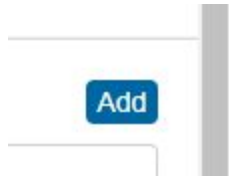
Click on the Students Tab

Account Preferences - Profile

Profile

Students

On the right handside is a blue button that says Add



Click on Add

Fill out the Student Access Information using the credentials the district has provided you

You will need your student's Access ID and Access Password (note these are different than the credentials your student uses to login to PowerSchool)