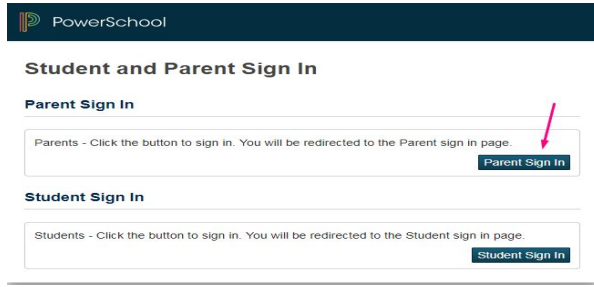
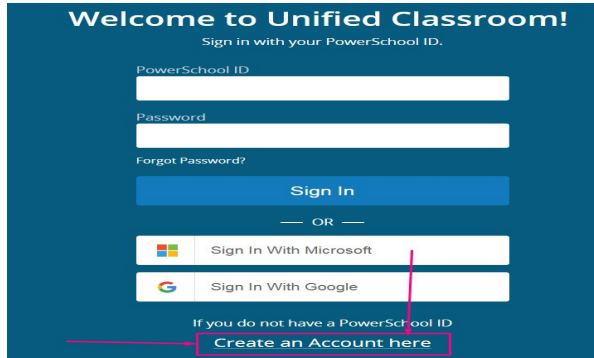
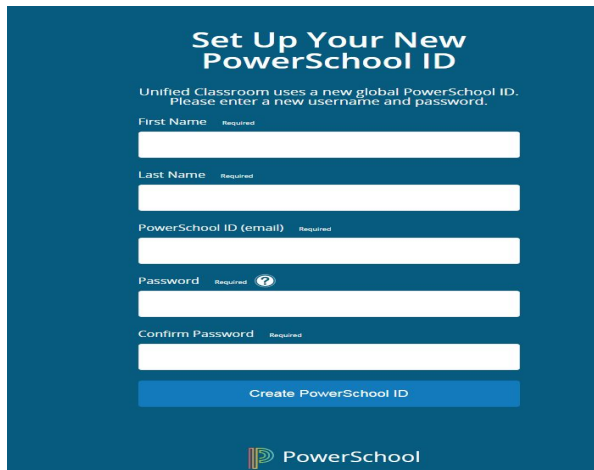
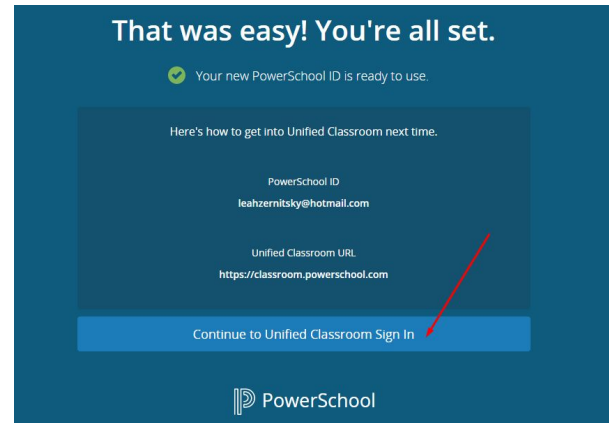


## How to create a PowerSchool Parent Account for the first time

<p>First open up any browser and go to the following URL</p>	<p><a href="https://haldane.powerschool.com/public/">https://haldane.powerschool.com/public/</a></p>
<p>Click on Parent Sign In</p>	
<p>Click on "CREATE AN ACCOUNT HERE" on the bottom of the page</p>	
<p>Fill in the required fields</p>	

**Once completed you will get this message**

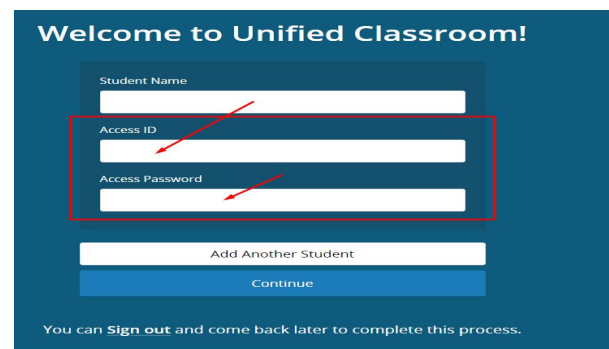


**It will redirect you to sign in again with your new Powerschool ID and password that you just created.**

**Then select, " I have an Access ID"**



**Using the credentials that were provided to you, fill out the next screen**



**\*Any questions please contact Leah Horn at lhorn@haldaneschool.org**