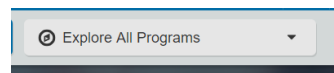




1. Login to Eleyo account: <https://whitebear.ce.eleyo.com/>

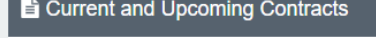
2. Access your “Dashboard” by selecting the drop down for



3. Click on “View your Dashboard”



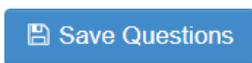
4. Under  click on your current BearFundamentals Contract

5. Under  click on your site location (under your child’s name) to open the contract.

6. Scroll down to “Registration Questions” and click on “Modify”



7. Update all questions and then click on



8. Please respond to the email or we will plan to reach out by phone to assist in gathering the information.

Thank you!