

Lake Washington High School Annual Report – 2017-18

12033 NE 80th St, Kirkland, WA 98033
425-936-1700 | lwhs.lwsd.org



Principal: Christina Thomas
Associate Principals: Dana Greenberg, Justyna King and Tim Shultz
Mascot: Kangaroo
Colors: Purple and White

of students, October 2017: 1,708
of teachers: 93
Teachers with at least a Master's Degree: 78.5%
4-year graduation rate (class of 2017): 91.1%
5-year graduation rate (class of 2016): 91.4%

District Mission

Each student will graduate prepared to lead a rewarding, responsible life as a contributing member of our community and greater society.

School Mission

We share a commitment to honoring the voice and potential of every member through individual growth, academic challenge, and connection to the global community.

School Funding

District General Fund Budget: \$360.2 million
District Per Pupil Expenditure: \$11,949 per pupil
Building Budget for this school: \$360,254

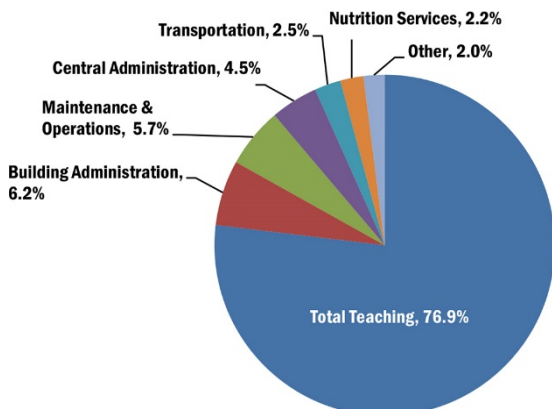
School Description

Lake Washington High School continues to focus on student achievement as its primary goal. We are very proud of the academic accomplishments of our students and the continued focused work of our staff. As a staff, we have focused our work on alignment of curriculum to the state standards. Teachers create common assessments to measure student growth throughout the year. Teachers implement a variety of intervention strategies to assist our struggling learners.

We continue to examine our course offerings to meet the changing global workplace. Students have many opportunities to select challenging coursework. We continue to increase academic offerings. We have multiple College in the High School courses. We also have a wide range of Tech Prep courses, which give college credit.

2017-18 District Expenditures

Where does the money go?

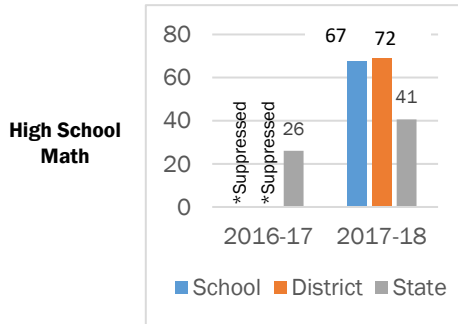
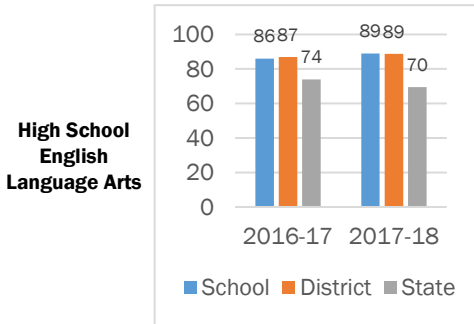


2017-18 School Goals

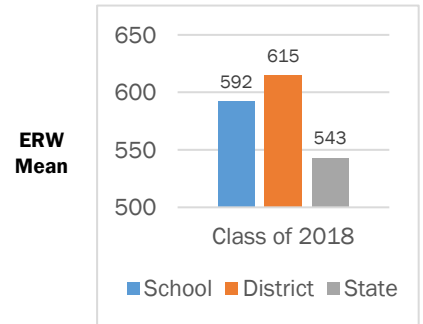
- Literacy: 93% of students will meet standard
- Math: 95% of students at standard in math for graduation
- Science: Decrease number of students failing physical science and biology from 15 students to 5
- Achievement gap: Increase the percentage of Hispanic students at literacy standard on the SBA to 83%
- On-Track Credits: 95% of freshmen will earn 6.0 credits at the end of their freshman year
- College & Career Readiness: 95% juniors will complete all Career Cruising activities
- School Effectiveness: Increase perception that "School has a clear sense of purpose" from 86% to 95% "agree" responses
- Attendance: Decrease chronic unexcused absence rate from 14.51% to 10%
- Discipline: Implement restorative justice practices to decrease suspensions

State Assessment Results

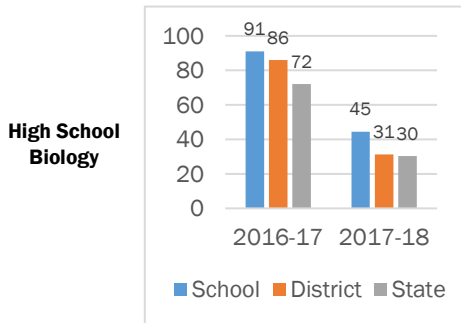
Smarter Balanced Assessment (SBA)⁺



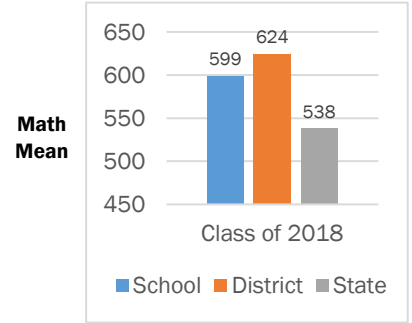
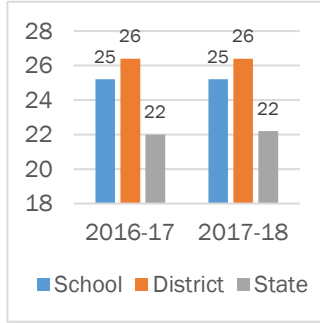
SAT^{**}



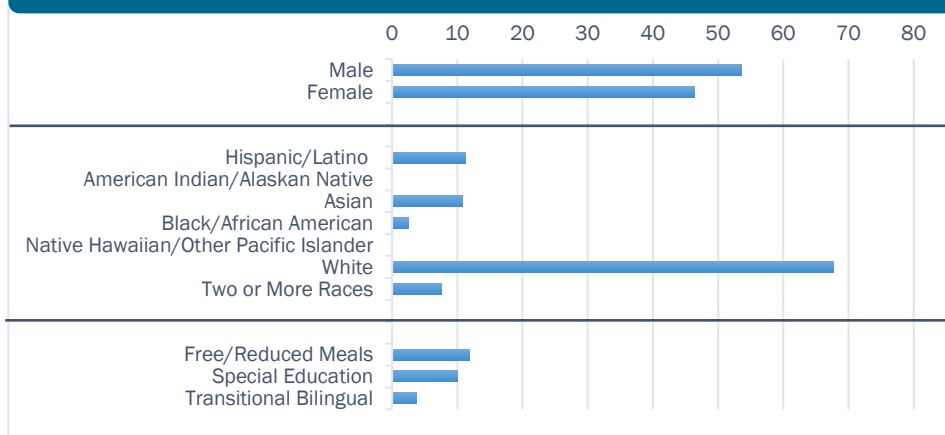
End of Course (EOC)



ACT^{**}



Student Demographics



⁺Smarter Balanced Assessment is a Washington state standardized exam. Scores represent percentage of students who met the standards. Students who did not take the test were counted as not meeting standard.

^{**}Scores are suppressed when groups are so small that the information could potentially be used to identify or derive information about individual students. Many 11th grade students refused to take the test: they may have already met graduation requirements through passing the old state tests in 10th grade.

^{**}The Scholastic Aptitude Test (SAT) and the American College Test (ACT) are required by many colleges and universities for admission. Students elect to take these tests. A new SAT was given starting in January 2016. The Reading and Writing sections have been consolidated and now make up "Evidence-Based Reading and Writing" (ERW). As a result, the previous year's data is no longer comparable.

To view state test scores by demographic group, please visit: <http://reportcard.ospi.k12.wa.us>. Select Lake Washington School District, then elect Lake Washington High School.

Invitation to Participate

Goal 5 in the district's Strategic Plan is to "Engage our Communities." Families and community members are encouraged to participate in our school. Volunteers are trained and work in a variety of positions. To get involved, call our school office.

School Building

Our school facilities are available for public use by contacting our school office.

Building Condition Assessment: Good

The Building Condition Assessment represents an overall permanent building condition assessment. It is conducted by a third party in accordance with the state's Asset Preservation Program.