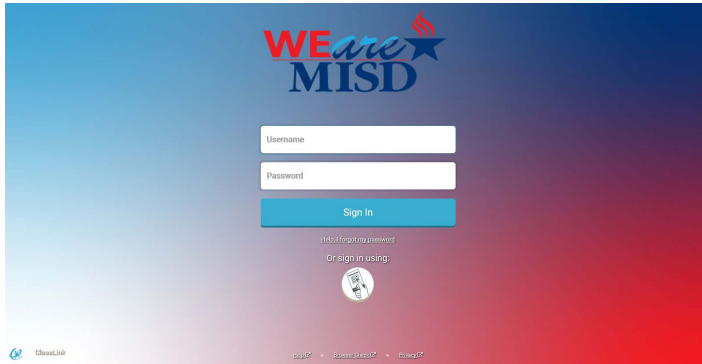


1. Sign In

Sign in with your network login.

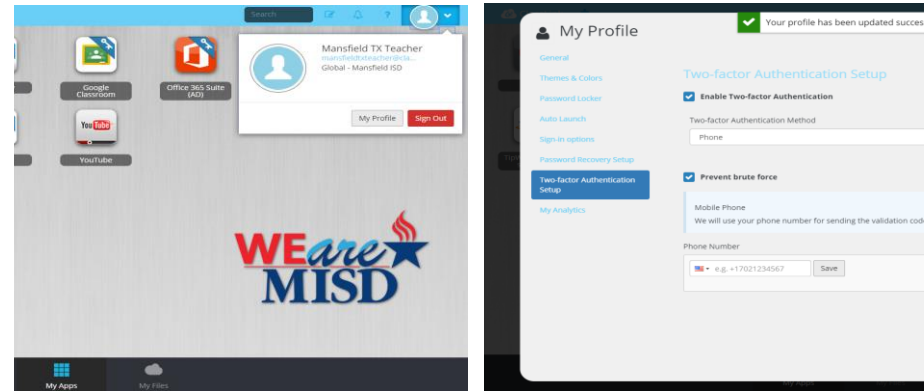
In the future you will be able to use the 'Help, I forgot my password' feature after you have logged into Classlink and set it up in your profile settings (see Step #3).



2. Two-Factor Authentication (2FA)

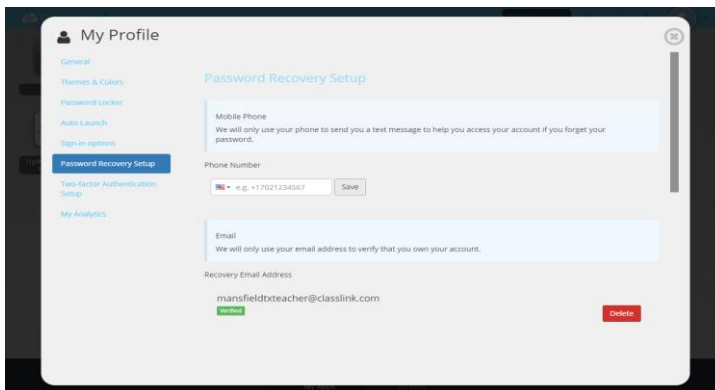
My Profile > Two-Factor Authentication

Check Enable Two-Factor Authentication box. Select either phone, image or mobile authenticator from drop down box. Follow the instructions to finish your 2FA setup.



3. Password Recovery

My Profile > Password Recovery enables you to setup a plan B if you forget your network password. Once setup, you could click 'Help I forgot my password' on your login in page if you forget your password and follow the instructions.



4. My Apps

The My Apps screen is where all your online resources will be located. Enter your username and password once (if prompted) and ClassLink will remember it for you!

