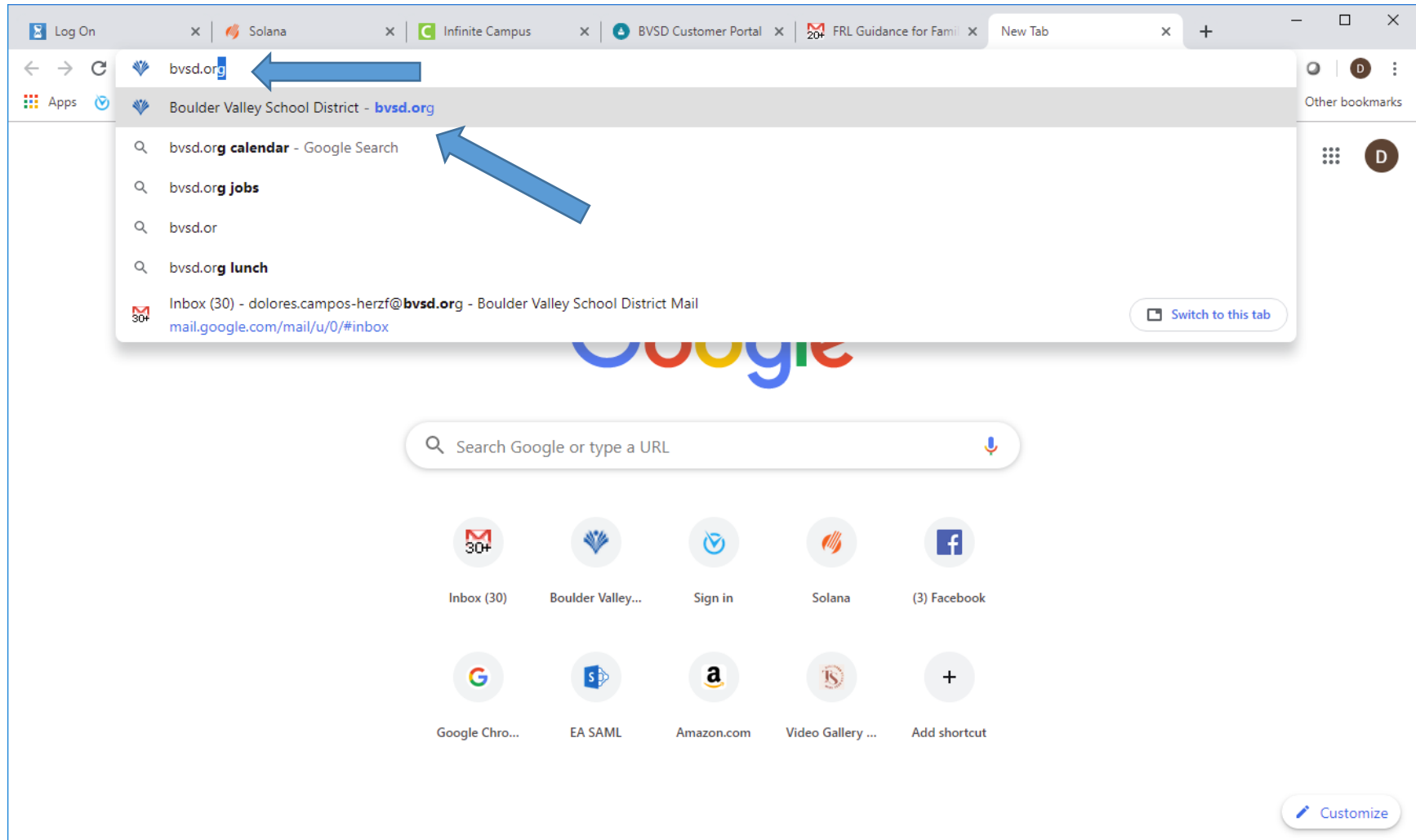


Vaya a bvsd.org.

Haga click en Boulder Valley School District.



Haga clic en Español en la esquina superior derecha. Haga clic en Familias. Seleccione Portal para Padres/Estudiantes en Infinite Campus Portal.

The image shows a screenshot of the website for the Distrito Escolar del Valle de Boulder (BVSD). The top navigation bar includes links for 'Empleo', 'Inglés', and 'Personal'. Below this, the main navigation bar features 'Escuelas', 'Empleo', 'Familias', a search icon, and a 'Menú' icon. The 'Familias' menu is expanded, listing various services such as 'Formación académica', 'Archivos y expedientes académicos', 'Comidas Gratis y de Precio Reducido', 'Después de las clases', 'Inscripciones', 'Inscripción abierta', 'Menús de almuerzo', 'Pagos en línea', 'Participación de las familias', 'Portal para Padres/Estudiantes en Infinite Campus Portal', 'Seguridad', 'Transporte', and '¿Qué puede esperar?'. Two blue arrows point to 'Archivos y expedientes académicos' and '¿Qué puede esperar?'. The background of the page features a photograph of children sitting on the floor, writing on large sheets of paper. The text 'Orgulloso de ser BVSD' is overlaid on the image, along with the tagline 'El Distrito Escolar del Valle de Boulder es conocido como un líder en educación e'.

Haga clic en Campus Parent.

Log On x Solana x Infinite Campus x BVSD Customer Portal x 20+ FRL Guidance for Family x Campus Portal Login x

https://bvsd.infinitecampus.org/campus/portal/boulder.jsp

Infinite Campus

**Boulder Valley**

Log in to

Campus Student

or

Campus Parent

©2003-2019 Infinite Campus, Inc.  
www.infinitecampus.com

Entre al Portal usando su Nombre del Usuario y su contraseña.

Si no ha creado su cuenta del Portal en IC, lea las instrucciones en Parents Only (Solo para padres) para aprender cómo crear una.

**Boulder Valley**

Parent Username

Password

**Log In**

[Forgot Password?](#) [Forgot Username?](#) [Help](#)

[Log in to Campus Student](#)

or

[New User?](#)

### Announcements

**Thursday July 25, 2019**  
**IT ALERT: Infinite Campus Maintenance on Monday, July 29, 9:00 PM**

**Infinite Campus will be installing the latest release to the IC servers on Monday, July 29th at 9:00 PM. This IC release contains a number of enhancements and bug fixes. There will be an interruption to services during the upgrade. Please save your work prior to 9:00 PM and anticipate loss of access from 9:00 PM to 2:00 AM.**

**Wednesday July 19, 2017**  
**Parents Only (not students or employees):** To create your IC Portal account, you need an Activation Key. If you have not received a key by email, contact your student's school. When you create your account, you will need set up security features, which you will use for future access to the IC Portal and Mobile App.

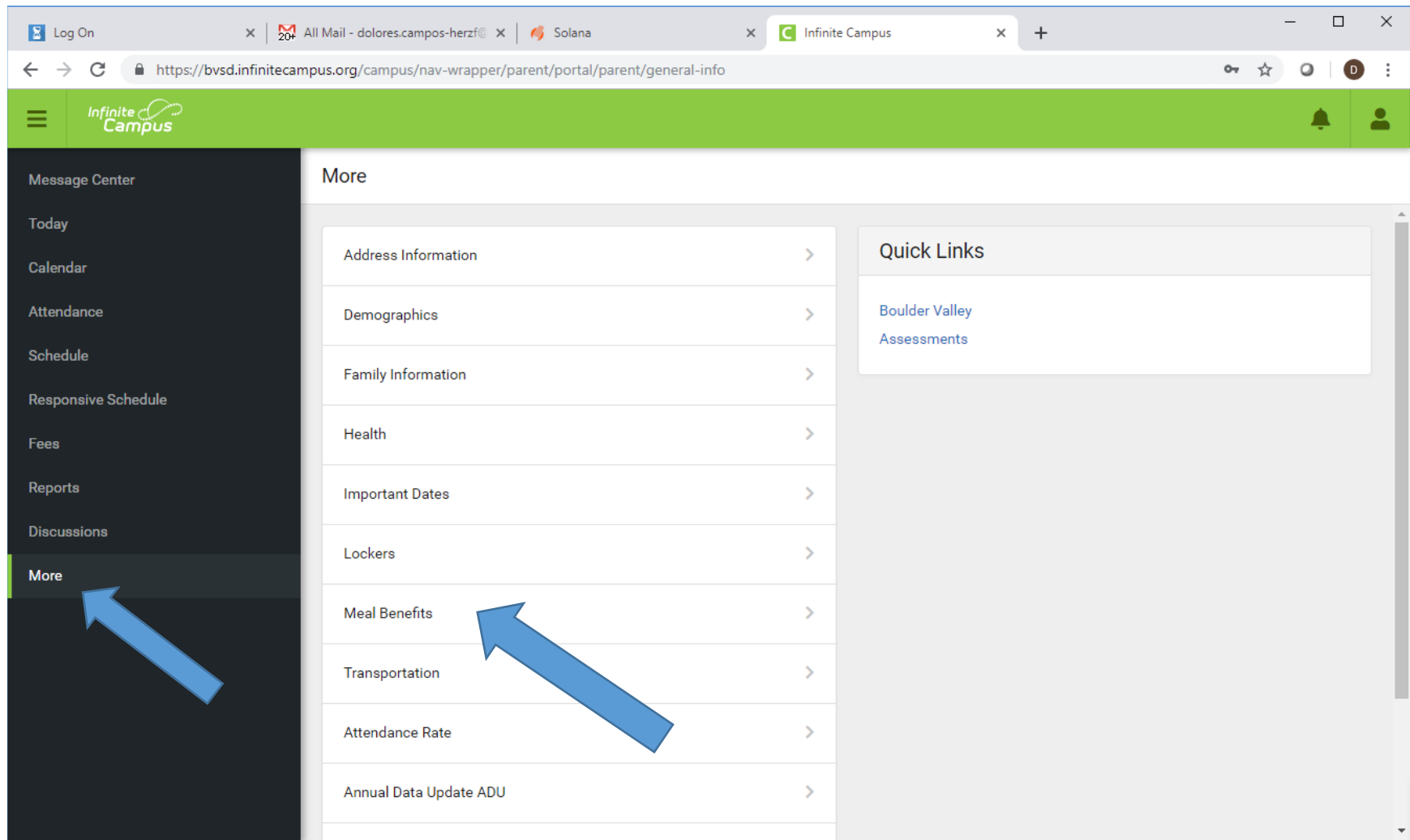
If you already have an account and have forgotten your password, click on "[Forgot your password?](#)". You can reset the password yourself only if you have enabled the password reset feature. Otherwise you need to contact the school to get your password reset by a school administrator.

**Students and Employees (not parents):** To reset your password, you must go to Password Manager: [bvsd.org](#) > [Quick Links](#) > [Single-Sign-On Portal](#) > [Change Password](#).

**Infinite Campus Mobile App:** The Mobile App is available only for parents and students, not for employees. Enter the name of the district **Boulder Valley** and select **Colorado** when ready to use the app for the first time.

[Oprima aquí](#) para ver este mensaje en Español

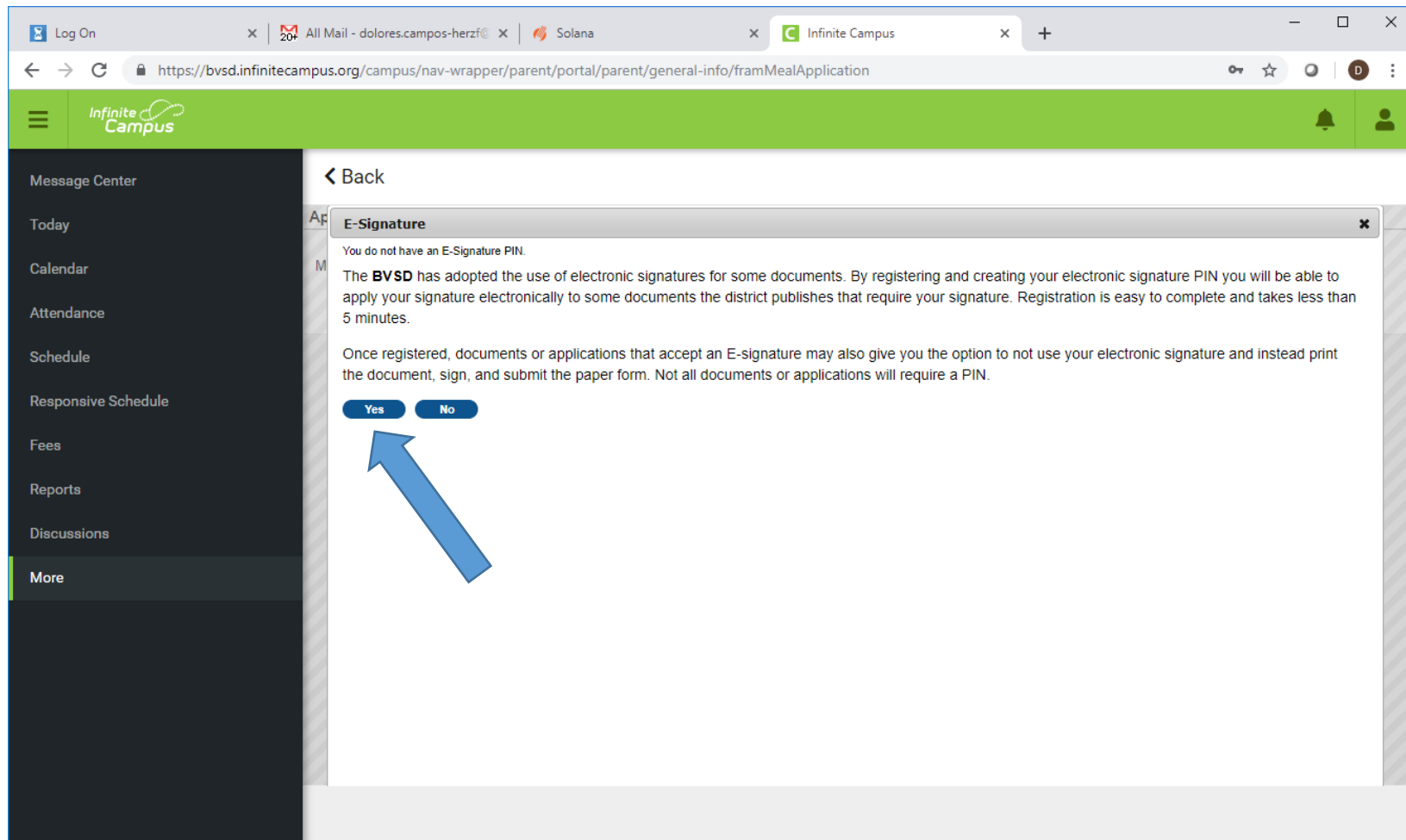
Haga clic en More, y después haga clic en (Meal Benefits) Beneficios de Comida.



Haga clic en el enlace azul.

The screenshot shows a web browser window with the URL <https://bvsd.infinitecampus.org/campus/nav-wrapper/parent/portal/parent/general-info/framMealApplication>. The page features a green header with the Infinite Campus logo and a dark sidebar menu on the left containing items like Message Center, Today, Calendar, Attendance, Schedule, Responsive Schedule, Fees, Reports, Discussions, and More. The main content area is titled "Applications/Forms" and contains the text "Meal Benefits Application [click here to start the application process.](#)". A blue arrow points to this link. Below the link, there is a notice: "Reports on this page require the Adobe Acrobat Reader (free)." with a small Adobe Acrobat Reader logo.

Si no ha creado su E-signature, haga clic en Yes para crear su PIN de 5 dígitos. Debe estar compuesto por una combinación de letras y números.



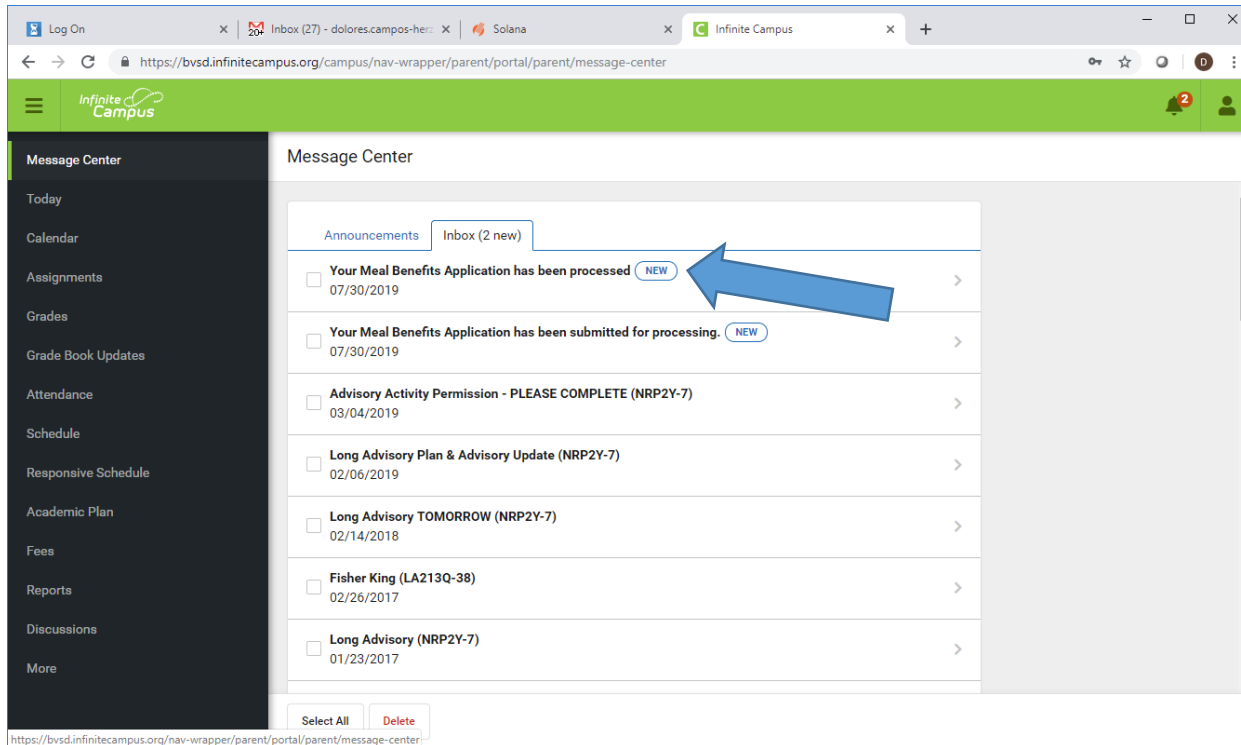
Siga las instrucciones en cada pestaña para completar la aplicación.

Después de que mande su aplicación asegúrese de que haya recibido un numero de referencia.

La aplicación será procesada en los siguientes 3 a 10 días.

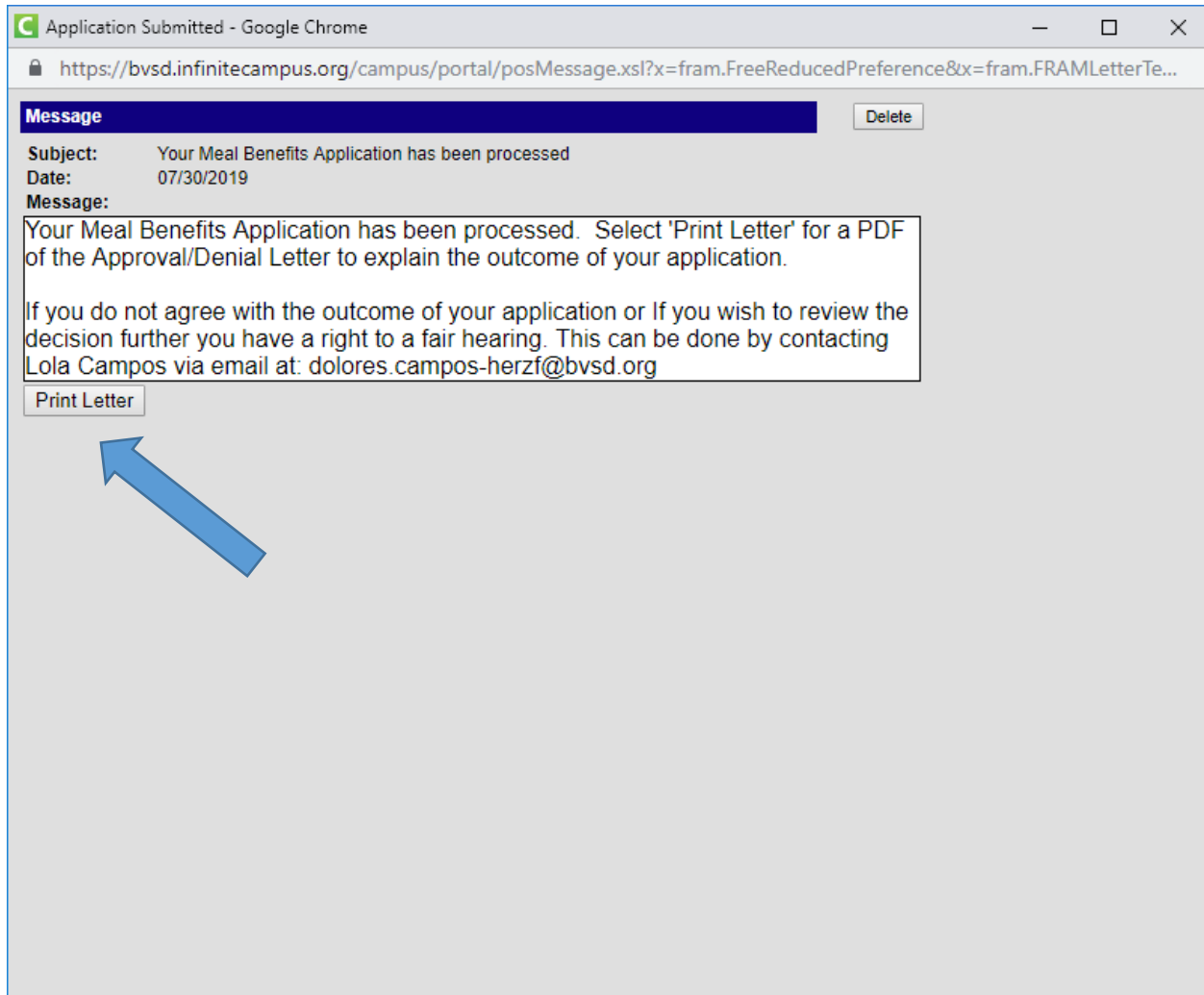
Después de 3 a 10 días: Inicie sesión en su portal, haga clic en Message Center y luego haga clic en Inbox. Deberá tener un mensaje: Your Meal Benefits Application has been processed. (Su aplicación para beneficios de comida ha sido procesada.)

Haga clic en ese mensaje.





Haga clic en Print (Imprimir) para que pueda ver su carta de notificación. Sálvela en su computadora.



The screenshot shows a Google Chrome browser window with the title "Application Submitted - Google Chrome". The address bar contains the URL: <https://bvsd.infinitecampus.org/campus/portal/posMessage.xml?x=fram.FreeReducedPreference&x=fram.FRAMLetterTe...>

The main content area displays a message with the following details:

- Message** (header)
- Subject:** Your Meal Benefits Application has been processed
- Date:** 07/30/2019
- Message:** Your Meal Benefits Application has been processed. Select 'Print Letter' for a PDF of the Approval/Denial Letter to explain the outcome of your application.

Below the message text, there is a button labeled "Print Letter". A blue arrow points to this button. Additionally, there is a "Delete" button located to the right of the message header.

If you do not agree with the outcome of your application or If you wish to review the decision further you have a right to a fair hearing. This can be done by contacting Lola Campos via email at: [dolores.campos-herzf@bvsd.org](mailto:dolores.campos-herzf@bvsd.org)