


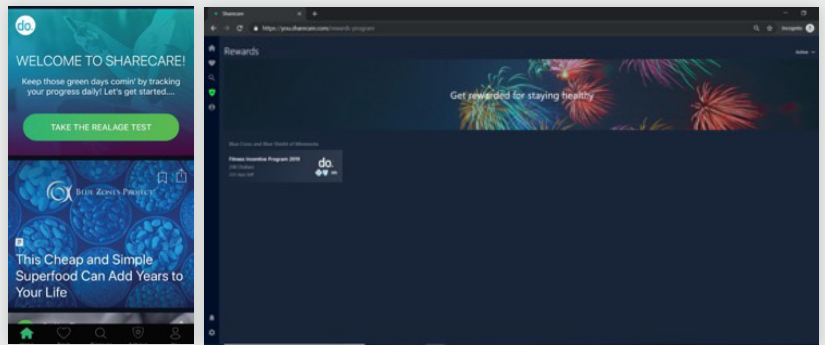


Rewards Redemption

Step by step instructions on how to redeem rewards in Marketplace

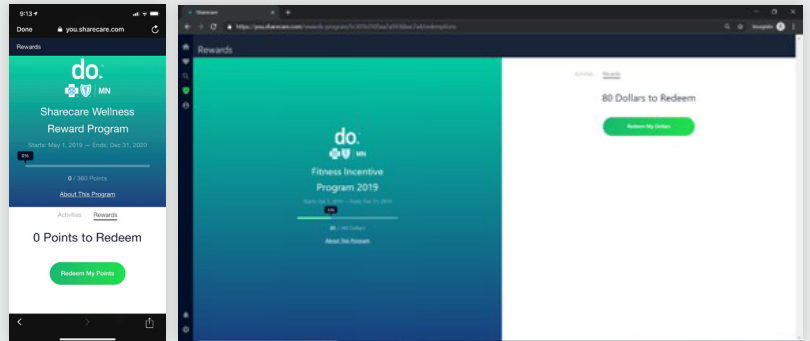
The Sharecare Rewards Marketplace is easy to use.

To begin, click on Rewards in the *Achieve*  section of the Sharecare platform. Then click on the Rewards Program.



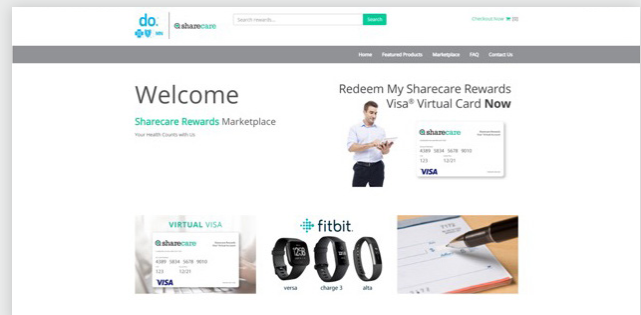
To redeem points, click on *Rewards*, then the green *Redeem My Points* button.

This will bring you to the Marketplace to shop for your rewards.



Once in the Marketplace, you can redeem your rewards for a variety of products, Sharecare Visa Reward eCard or eGift Cards.

- The Sharecare Visa Reward eCard may be used everywhere Visa is accepted for everyday purchases.
- There are 80+ brands of eGift cards available.

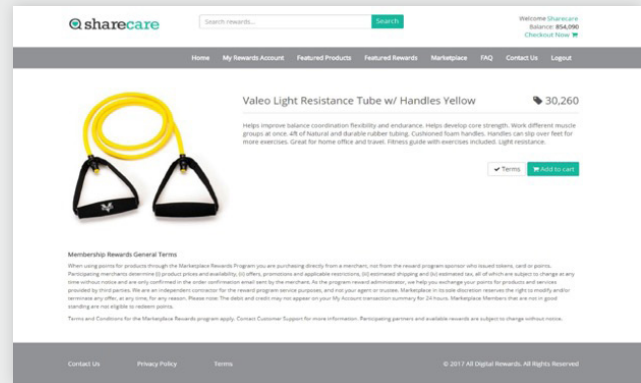


1. Select a product

Clicking on an item within the Marketplace will take you to the individual product page where you will see a description and product specifications.

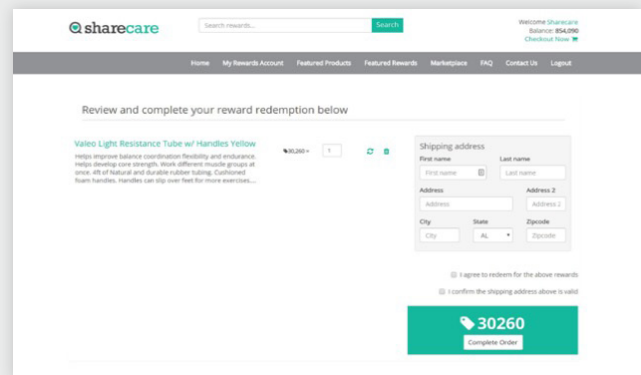
2. Add to Shopping Cart

You can add the product to your shopping cart from this page.



3. Check out

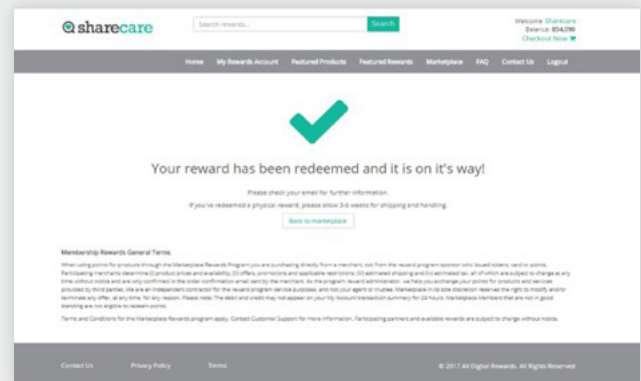
Once you add a product to your cart, you will be taken to the checkout page to review your redemption details.



4. Redeem & Confirm

Once you have reviewed the redemption and select to complete your order, you will be taken to a confirmation page with directions to check your email for additional information on the reward redemption.

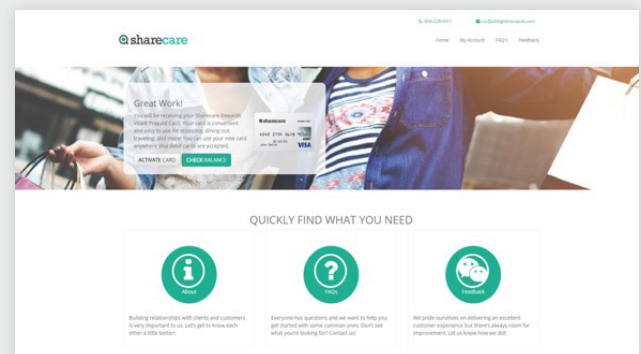
- You will receive 2 emails:
 - The first notification of the reward is coming.
 - The 2nd notification will provide a link to claim the gift or Rewards eCard, which expires in 30 days.



The **My Account** feature is a user friendly site to Activate Card and Check Balances in real-time.

This is easily accessible from the Sharecare Marketplace.

- Once the Sharecare Rewards Visa eCard is claimed, there is a standard expiration period of 6 months from activation.
- Once gift cards are claimed, there is no expiration. However, no activity for 12 months allows retailers to apply a reasonable monthly inactivity fee on the card holder balance.



For questions, call the number on the back of your BCBSMN ID card to speak with Sharecare customer support. Or visit support.you.sharecare.com for online support.