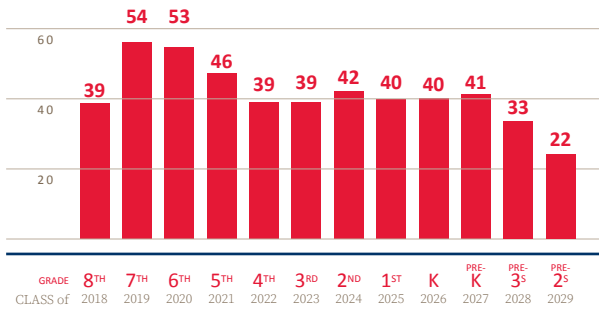


# St. Mark's Episcopal School 2017-2018 Academic Year At a Glance

## ENROLLMENT

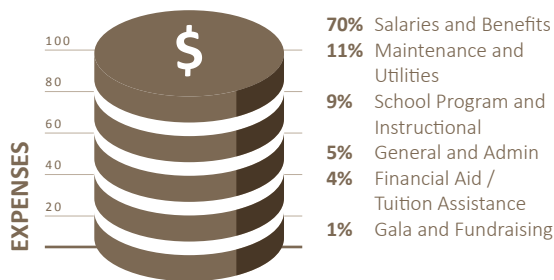
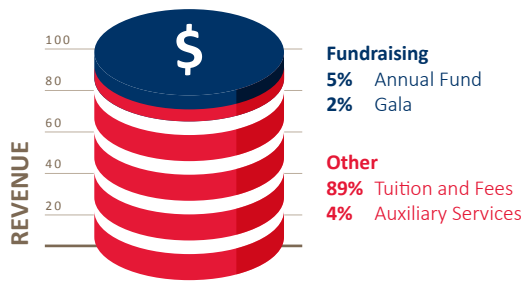
**488 TOTAL ENROLLMENT**



## QUICK STATS

AVERAGE FACULTY TO STUDENT RATIO	AVERAGE CLASS SIZE	
1:16	17 STUDENTS	
FACULTY & STAFF MEMBERS	AVERAGE TENURE	AVERAGE TENURE AT ST. MARK'S
82	17	7.5 YEARS

## ANNUAL REPORT FINANCIAL OVERVIEW



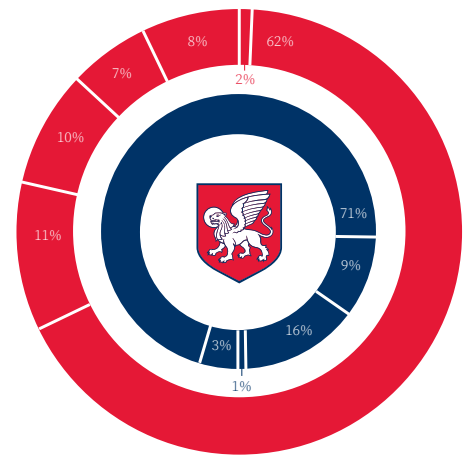
## COMMUNITY DEMOGRAPHICS

**Student Body**

- 62% Caucasian
- 11% Chose Not to Answer
- 10% Bi-Racial / Other
- 8% Hispanic
- 7% Asian
- 2% African American

**Faculty and Staff**

- 71% Caucasian
- 16% Hispanic
- 9% African American
- 3% Asian
- 1% Bi-Racial / Other



\*For the 2017-2018 school year, our ethnicity options in our student information system are: African American, Native American, Hispanic, Asian, Bi-Racial / Other, and Caucasian." Beginning in the 2018-2019 school year, our options will be more inclusive and comprehensive

## WHERE DOES THE MONEY GO?

