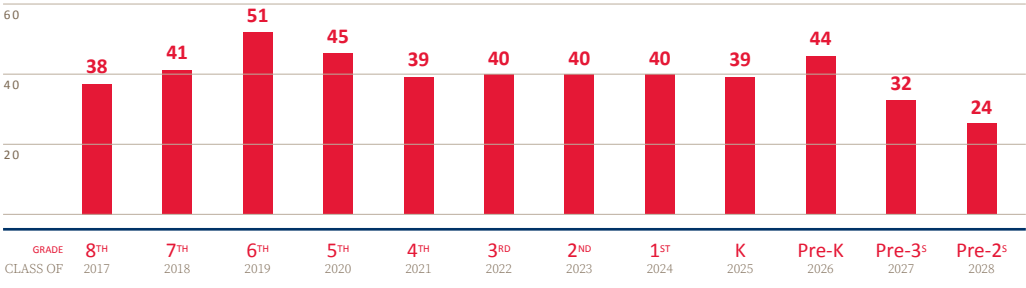
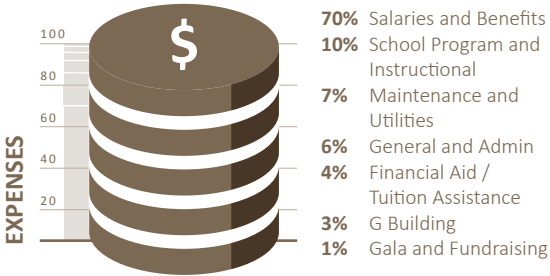
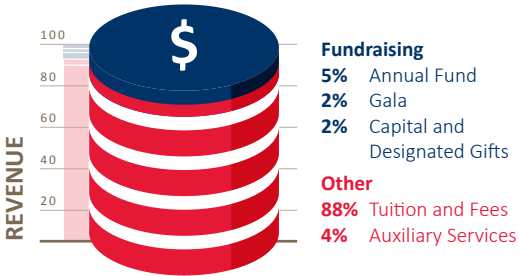


ENROLLMENT

473 TOTAL ENROLLMENT



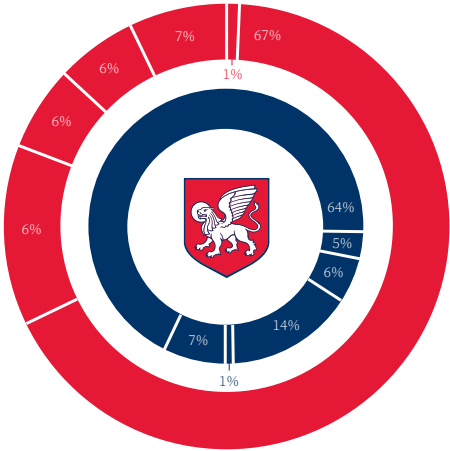
ANNUAL REPORT
FINANCIAL OVERVIEW



COMMUNITY DEMOGRAPHICS

- Student Body**
- 67% Caucasian
 - 13% Bi-Racial / Other
 - 7% Asian
 - 6% Hispanic
 - 6% Chose Not to Answer
 - 1% African American

- Faculty and Staff**
- 64% Caucasian
 - 14% Hispanic
 - 7% Chose Not to Answer
 - 6% African American
 - 5% Asian
 - 3% Bi-Racial / Other
 - 1% Native American



*For the 2016-2017 school year, our ethnicity options in our student information system are: African American, Native American, Hispanic, Asian, Bi-Racial / Other, and Caucasian. Beginning in the 2018-2019 school year, our options will be more inclusive and comprehensive.

STUDENT RELIGIOUS AFFILIATION

