



ORANGE UNIFIED SCHOOL DISTRICT

Measure S Bond Program

May 2019 Monthly Progress Report



PERIOD COVERED:

May 1-31, 2019

FISCAL YEAR

FY 2018-2019

PROGRESS REPORT NO.

PR-023-1819-023

PREPARED BY:

CUMMING
Building Value Through Expertise



TABLE OF CONTENTS

1.0 Executive Summary

- 1.1 Program Summary
- 1.2 Program Highlights/Key Milestones
- 1.3 Look Ahead (next 90 days)

2.0 Project Status Report

- Canyon HS – Science Center
- El Modena HS – Science Center
- Orange HS – Utility Infrastructure (Increment # 1)
- Orange HS – Science Center (Increment # 2)
- Villa Park HS – Interim Housing & Science Center

3.0 Financial Report

- 3.1 Project Cost Estimate
 - Budget vs Actuals with Vendor details per High School
- 3.2 Cash Flow Projections

4.0 Program Schedule Summary



1.0 EXECUTIVE SUMMARY

1.1 Program Summary

Division of State Architects (DSA) approval to establish design criteria completed as follows:

- (Completed) May 2, 2019 - Canyon HS Interim Modular Kitchen (04-118418)
- (Completed) January 31, 2019 - Canyon HS Science Center (04-117300)
- (Completed) November 6, 2018 - El Modena HS Science Center (04-117098)
- (Completed) August 16, 2018 - Villa Park HS Science Center (04-117022)
- (Completed) July 12, 2018 - Orange HS Science Center (Increment # 2) (04-116859)
- (Completed) April 10, 2018 - Orange HS Increment # 1 (Satellite Kitchen) (04-116673.2)
- (Completed) March 1, 2018 - Orange HS Increment #1 (Infrastructure Upgrades, Move Relocatable Buildings, Bus Drop-Off, Restroom Renovation Project) (04-116673.1)
- (Completed) February 7, 2018 - Villa Park HS Interim Housing (DSA Application #04-116788)

Construction start and tentative scheduled starts, as follows:

- Tentative start set for June 2019 – Canyon HS Science Center
- (Construction Start) February 18, 2019 – Orange HS Science Center (Increment #2)
- (Construction Start) April 2, 2019 – El Modena HS Science Center
- (Construction Start) January 7, 2019 – Villa Park HS Science Center (both Interim Housing and Science Center)
- (Construction Start) June 15, 2018 – Orange HS Site Infrastructure (Increment #1)

1.2 Program Highlights/Key Milestones

May 9th & May 23rd Approved Board of Education Items:

- A contract for the RMA Group for Site Scan – Land Survey services for the parking lot renovation activities at Villa Park HS. This work will help the LPA design engineers with the information needed on flood control outlets and improve overall site drainage.
- A fixed fee for gkkworks/CANNON Design in order to facilitate the conceptual design and stakeholder process for Measure S Phase II projects at Canyon High School, in the amount of \$43,500.
- Amendment # 3 (listed as Amendment # 1 in the 4-18.2019 Board Approval), should have read; “Amendment # 3 – Cordoba Inc. – Furniture, Fixtures and Equipment Coordination and Consulting for all Measure S projects. The proposal amounts listed were correct to add the services of an FF&E Project Manager for the Measure S Bond projects in the amount of \$297,750.



Original Master Agreement	\$160,000
Amendment # 1	\$1,645,790
Amendment # 2	No Fiscal Impact
Amendment # 3 (B/A: 4-18-19)	\$297,750
TOTAL REVISED CONTRACT (as of April 18, 2019)	\$2,103,540

- Award of a construction contract in the amount of \$38,400,000, to Swinerton for Bid No. S1819-006 Canyon HS Science Center. On 4/18/19, a public bid opening was held where the following five (5) contractors submitted bids;

	Bidder	Bid Total – Inclusive of Allowances
1	Swinerton	\$38,400,000
2	Bernards	\$39,415,000
3	Angeles Contractor	\$41,157,000
4	Amoroso Construction	\$41,537,000
5	Pinner	\$42,489,000

the lowest responsive responsible bidder was, Swinerton, in the amount of \$38,400,000, whose bid is also within the estimated budget for this project.

Phase II Measure S Bond Project Development Update:

- On 5/23/19, Lionakis presented the Phase II conceptual process for Orange HS outlining design options to the public at the Board of Education meeting.
- On 5/23/19, gkk/Cannon held a planning meeting at Canyon HS library with students, parents and school staff to go over the planning outlines and prepare options to pursue.
- On 5/9/19, HED presented the Phase II conceptual process outlining options for El Modena HS and LPA presented the Phase II conceptual process outlining options for Villa Park HS, to the public at the Board of Education meeting.
- On 5/2/19, Lionakis held a planning meeting at the Orange HS cafeteria, to go outline the three options that they have with the students and faculty of Orange HS. There was feedback from the group on the option that they preferred.

California Environmental Quality Act (CEQA) Compliance Achieved (as required by law):

- Villa Park HS – Notice of Exemption (Board approved on 9/20/18).
- Canyon HS – Notice of Exemption (Board approved on 7/26/18).
- Orange HS – Notice of Exemption (Board approved on 3/8/18).
- El Modena HS – Notice of Exemption (Board approved on 3/8/18).



Project Achievements:

- 5/31/19, the demolition of Building 300 at Villa Park HS has been completed. There has been video taken of the process for future viewing.
- 5/13/19, a Notice of Award was issued to Swinerton Builders for Canyon HS Science Center.

1.3 Look Ahead (next 90 days)

Board of Education Agenda

July 25th Tentative Items:

- Recommend the approval of Notice of Completion for Swinerton Builders on Orange HS Increment #1 Infrastructure project.

Program Wide

- Orange HS Increment # 1 – Process the final punch list work and paperwork for substantial completion and close out (Notice of Completion) of the project based on contract completion date.
- Canyon HS Science Center – Anticipate the start of the general construction contract with Swinerton Builders.
- El Modena HS Science Center – Continue the excavation and construction of the new science center.
- Villa Park HS Interim Housing & Science Center – Continue the excavation and construction of the new science center.
- Orange HS Science Center – Continue the excavation and construction of the new science center.



2.0 PROJECT STATUS REPORT



Canyon High School
New STEM Building

CANYON HIGH SCHOOL



EL MODENA SCIENCE CENTER

Overall View

HED



Orange High School Science Center



AT VILLA PARK HIGH SCHOOL

LPA



CANYON HS SCIENCE CENTER

- | | |
|---|---|
| <ul style="list-style-type: none"> • 12 Laboratory Rooms • 12 General Classrooms • Student Services • New Food Services | <ul style="list-style-type: none"> • New Multi-Purpose Room Entry • Parking Lot Improvements • Infrastructure Upgrade and Improvements • Landscape Improvements |
|---|---|

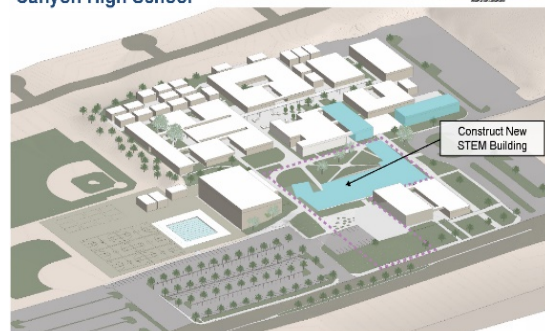
Project Update (**Bid & Award**):

- On 5/31/19, there will be kick off meeting held with Swinerton Builders and the project team to discuss the mobilization and start of construction.
- On 5/13/19 a Notice of Award was issued to Swinerton Builders to get their submission of contract, bonds and Insurance submitted so that construction can start.
- On 5/9/19, the Board approved the award of a construction contract in the amount of \$38,400,000, to Swinerton Builders for Bid No. S1819-006 Canyon HS Science Center.
- On 5/9/19, the bids closed for the Purchase of Commercial Foodservice Equipment for the modular kitchen. The bids are being evaluated for the responsive and responsible low bidders. Preparing recommendation of award(s) on the June 6th Board meeting.
- On 5/2/19, Division of State Architects (DSA) approval to establish the design criteria was received for the Interim Modular Kitchen at Canyon HS 04-118418.

Canyon High School
New STEM Building



Canyon High School





EL MODENA HS SCIENCE CENTER

- | | |
|---|--|
| <ul style="list-style-type: none">• 12 Laboratory Rooms• 1 General Classrooms• 2 Medically Fragile Classrooms | <ul style="list-style-type: none">• Relocation of Campus MDF• Technology & Utility Upgrade• Landscape Improvements |
|---|--|

Project Update (**Construction**):

- As of 5/31/19, to keep construction moving, the following construction directive (CD) was issued;
 - CD # 04 for a not-to-exceed (NTE) price of \$5,000 to legally dispose of discovered construction material for safety.
 - CD # 03 for a not-to-exceed (NTE) price of \$5,000 to locate electrical duct bank traveling through the over excavation needed for the new building.
 - CD # 02 for a not-to-exceed (NTE) price of \$16,000 to perform domestic water re-route.
 - CD # 01 for a not-to-exceed (NTE) price of \$28,500 to legally dispose of discovered construction material for safety.

See Construction Photo's below:



Clearing the site and gathering construction debris and material removal.



Excavation of underground routes



Excavation carefully while uncovering pipes.



Excavating and setting manhole in trench.





ORANGE HS UTILITY INFRASTRUCTURE

- Site Utility & Infrastructure Upgrade
 - Satellite Kitchen
 - Electrical Utility Yard
- Relocate (5) and Demolish (4) of portable classroom buildings

Project Update Increment # 1 – Site Utility Infrastructure (**Construction**):

- As of 5/31/19, Swinerton is working on the final punch list items, material turn-over, as built drawings, etc. for close out.
- As of 5/24/19, received payment application # 10, for processing prior to the final payment.

[See Construction Photo's below:](#)



Serving window equipment in place for the Satellite Kitchen (interior)



Serving window and serving lanes in place for the Satellite Kitchen. (exterior)




Satellite Kitchen equipment layout.

New wrought iron fencing and gates in place outside of building 100 (near bus turnout).



New wrought iron fencing gates in place at the new electrical yard.



Orange High School
"ONCE A PANTHER, ALWAYS A PANTHER"





ORANGE HS SCIENCE CENTER

- 12 Laboratory Rooms
- 1 General Classrooms

- New Panther Pavilion Plaza
- 2 Medically Fragile Classrooms

Project Update Increment # 2 – Science Center ([Construction](#)):

- As of 5/31/19, Pinner is engaged in excavation, lagging and slurry within the trench of the new science center building footprint.
- As of 5/29/19, to keep construction moving, the following construction directive (CD) was issued;
 - CD # 10 for a not-to-exceed (NTE) price of \$17,000 for re-route of fire alarm from gym to administrative panel.

[See Construction Photo's below:](#)



Over excavation of the new science building location.



Over excavation of the new science building location.



Setting steel beams, guide wire and lagging.



Excavation and preparing foot print of the new science building location.



"ONCE A PANTHER, ALWAYS A PANTHER"



VILLA PARK HS SCIENCE CENTER

- 12 Laboratory Rooms
- 2 General Classrooms
- 2 Medically Fragile Classrooms

- Demolish existing building 300
- Install 10 New Portable Buildings

Project Update (**Construction**):

- As of 5/31/19, the demolition of Building 300 has been completed, as required by law..
- As of 5/23/19, to keep construction moving, the following construction directive (CD) was issued;
 - CD # 10 for a not-to-exceed (NTE) price of \$4,500 to demo concrete encased communication cable in the footprint of building.

See Construction Photo's below:



New underground water and sewer connection terminated in trench.



Trenching and setting vault for new electrical power.



Trenching through the parking area and setting conduits.



Building 300 demolition completed. Rock bed encountered in the excavation. Construction debris being set aside and hauled daily.

3.0 FINANCIAL REPORT

3.1 Project Cost Estimate Summary



*Measure S Bond Program
Financial Report for May 2019*

	Budget	Contracted to Date	Expended to Date	Quarterly Expense Apr '19 - Jun '19	% Expended
PROGRAM					
Phase 1 - HS Science Center	\$207,845,399	\$146,653,229	\$22,814,568	\$3,529,885	11%
Phase 2	\$80,154,601	\$304,257	\$300,789	\$0	0%
Total	\$288,000,000	\$146,957,487	\$23,115,357	\$3,529,885	8%
Canyon High School					
Phase 1 - HS Science Center	\$69,500,000	\$45,799,411	\$4,316,439	\$360,377	6%
Phase 2	\$2,500,000	\$54,593	\$54,593	\$0	2%
Total	\$72,000,000	\$45,854,004	\$4,371,031	\$360,377	6%
El Modena High School					
Phase 1 - HS Science Center	\$40,756,811	\$31,244,496	\$2,865,974	\$191,851	7%
Phase 2	\$31,243,189	\$81,450	\$81,179	\$0	0%
Total	\$72,000,000	\$31,325,946	\$2,947,153	\$191,851	4%
Orange High School					
Phase 1 - HS Science Center	\$52,388,588	\$38,914,478	\$10,653,816	\$1,166,645	20%
Phase 2	\$19,611,412	\$104,078	\$102,068	\$0	1%
Total	\$72,000,000	\$39,018,556	\$10,755,883	\$1,166,645	15%
Villa Park High School					
Phase 1 - HS Science Center	\$45,200,000	\$30,694,844	\$4,978,340	\$1,811,012	11%
Phase 2	\$26,800,000	\$64,137	\$62,949	\$0	0%
Total	\$72,000,000	\$30,758,981	\$5,041,289	\$1,811,012	7%



3.1 Project Cost Estimate Summary

Measure S Bond Program Budget vs Actuals - By School

Monthly Progress Report May 2019	Budget	Year to Date Contracted	Year to Date Expense	Quarterly Expense Apr '19 - Jun '19	
Canyon High School					
390-0000 Canyon HS IP Surveillance Camera and Systems					
1. FF&E (IP Surveillance Camera)					
\$5000+ New Equipment					
CDW GOVERNMENT INC (Parts for IP Camera Systems)	\$29,337	\$29,337	\$29,337	\$0	100.00%
DIGITAL NETWORKS GROUP INC (F/I IP Camera Software)	\$7,093	\$7,093	\$7,093	\$0	100.00%
INTER-PACIFIC INC (Install IP Based Surveillance Camera System)	\$18,163	\$18,163	\$18,163	\$0	100.00%
UNCOMMITTED	\$0	\$0	\$0	\$0	
	\$54,593	\$54,593	\$54,593	\$0	100.00%
5. Contingency					
5.01 Project Contingency					
UNCOMMITTED	\$3,994	\$0	\$0	\$0	
	\$3,994	\$0	\$0	\$0	0.00%
Total 390-0000 Canyon HS IP Surveillance Camera and Systems	\$58,587	\$54,593	\$54,593	\$0	93.18%
390-9520 Canyon HS Science Center					
1. Design Cost					
1.01 Architect					
GKKWORKS (Architect of Record)	\$3,207,430	\$3,207,430	\$2,480,855	\$265,070	77.35%
LIONAKIS (Program Master Specifications)	\$14,058	\$14,058	\$14,058	\$0	100.00%
UNCOMMITTED	\$26,121	\$0	\$0	\$0	
	\$3,247,609	\$3,221,488	\$2,494,913	\$265,070	76.82%
2. Construction Cost					
2.01 Construction - Science Center					
ACCO ENGINEERED SYSTEMS INC	\$159,986	\$159,986	\$0	\$0	0.00%
SWINERTON BUILDERS	\$38,400,000	\$38,400,000	\$0	\$0	0.00%
UNCOMMITTED	\$6,040,589	\$0	\$0	\$0	
	\$44,600,575	\$38,559,986	\$0	\$0	0.00%
3. Program and Construction Management					
3.01 Program Management Fees					
CUMMING CONSTRUCTION MGMT INC	\$614,748	\$614,748	\$491,841	\$37,203	80.01%
UNCOMMITTED	\$1,160,767	\$0	\$0	\$0	
	\$1,775,515	\$614,748	\$491,841	\$37,203	27.70%
3.02 Construction Management Fees					
CORDOBA CORPORATION	\$74,438	\$74,438	\$0	\$0	0.00%
GAFCON INC	\$2,505,447	\$2,505,447	\$703,573	\$37,329	28.08%
UNCOMMITTED	\$0	\$0	\$0	\$0	
	\$2,579,884	\$2,579,884	\$703,573	\$37,329	27.27%



Measure S Bond Program Budget vs Actuals - By School

Monthly Progress Report May 2019

	Budget	Year to Date Contracted	Year to Date Expense	Quarterly Expense Apr '19 - Jun '19	
4. Construction Support Costs					
4.01 Rental					
ELITE MODULAR LEASING & SALES INC	\$125,486	\$125,486	\$0	\$0	0.00%
UNCOMMITTED	\$131,836	\$0	\$0	\$0	
	\$257,322	\$125,486	\$0	\$0	0.00%
4.02 Title, Environmental, Stormwater Management					
CHICAGO TITLE COMPANY	\$750	\$750	\$750	\$0	100.00%
CITY OF ANAHEIM	\$2,000	\$2,000	\$2,000	\$0	100.00%
CITY OF ANAHEIM - WATER	\$695	\$695	\$695	\$0	100.00%
COUNTY OF ORANGE - ENVIRONMENTAL HEALTH	\$1,615	\$1,615	\$1,615	\$0	100.00%
ENVIRONMENTAL AUDIT INC	\$50,800	\$50,800	\$21,375	\$0	42.08%
OUSD COST OF INTEREST DISTRIBUTION FY 16/17	\$1	\$1	\$1	\$0	100.00%
UNCOMMITTED	\$118,932	\$0	\$0	\$0	
	\$174,793	\$55,861	\$26,436	\$0	15.12%
4.03 Commissioning					
P2S ENGINEERING INC	\$49,202	\$49,202	\$15,264	\$10,301	31.02%
UNCOMMITTED	\$0	\$0	\$0	\$0	
	\$49,202	\$49,202	\$15,264	\$10,301	31.02%
4.05 DSA Review Fees					
DIVISION OF STATE ARCHITECT	\$499,825	\$499,825	\$499,825	\$5,775	100.00%
UNCOMMITTED	\$280,485	\$0	\$0	\$0	
	\$780,310	\$499,825	\$499,825	\$5,775	64.05%
4.06 Postage, Printing & Advertising					
AMERICAN REPROGRAPHICS CO LLC	\$12,867	\$12,867	\$9,514	\$2,446	73.94%
SOUTHERN CALIFORNIA NEWS GROUP	\$3,352	\$3,352	\$2,605	\$2,253	77.73%
UNCOMMITTED	\$59,779	\$0	\$0	\$0	
	\$75,997	\$16,219	\$12,119	\$4,699	15.95%
4.07 DSA Inspection					
UNCOMMITTED	\$664,971	\$0	\$0	\$0	
	\$664,971	\$0	\$0	\$0	0.00%
4.08 DSA Construction Phase Testing					
UNCOMMITTED	\$664,971	\$0	\$0	\$0	
	\$664,971	\$0	\$0	\$0	0.00%
4.10 Labor Compliance					
UNCOMMITTED	\$94,996	\$0	\$0	\$0	
	\$94,996	\$0	\$0	\$0	0.00%
4.11 Preliminary Testing (Hazmat, Topo Survey, Geo					
C BELOW SUBSURFACE IMAGING (Subsurface Investigation)	\$8,445	\$8,445	\$8,445	\$0	100.00%
CALIFORNIA GEOLOGICAL SURVEY (Geology and Seismology Review)	\$3,600	\$3,600	\$3,600	\$0	100.00%
ENVIRONMENTAL NETWORK CORPORATION (Hazardous Material	\$4,245	\$4,245	\$0	\$0	0.00%
HARRINGTON GEOTECHNICAL ENGINEERING INC (Geotechnical Soils	\$13,500	\$13,500	\$13,500	\$0	100.00%
PROVENCER, GEORGE (Fire Hydrant Flow Test)	\$720	\$720	\$720	\$0	100.00%
RMA GROUP (Utility Location / Mapping)	\$26,103	\$26,103	\$26,103	\$0	100.00%
XICOTENCATL ENRIQUE SALAZAR (Topographical Survey)	\$20,100	\$20,100	\$20,100	\$0	100.00%



**Measure S Bond Program
Budget vs Actuals - By School**

Monthly Progress Report May 2019	Budget	Year to Date Contracted	Year to Date Expense	Quarterly Expense Apr '19 - Jun '19	
UNCOMMITTED	\$652,281	\$0	\$0	\$0	
	\$728,994	\$76,713	\$72,468	\$0	9.94%
4.12 Utility Connection Fees					
UNCOMMITTED	\$189,991	\$0	\$0	\$0	
	\$189,991	\$0	\$0	\$0	0.00%
4.13 FF&E (Laboratory Tables and Chairs, other)					
UNCOMMITTED	\$1,519,934	\$0	\$0	\$0	
	\$1,519,934	\$0	\$0	\$0	0.00%
4.15 Legal Counsel					
UNCOMMITTED	\$94,996	\$0	\$0	\$0	
	\$94,996	\$0	\$0	\$0	0.00%
5. Contingency					
5.01 Construction Contingency					
UNCOMMITTED	\$3,799,836	\$0	\$0	\$0	
	\$3,799,836	\$0	\$0	\$0	0.00%
5.02 Project Contingency					
UNCOMMITTED	\$8,200,104	\$0	\$0	\$0	
	\$8,200,104	\$0	\$0	\$0	0.00%
Total 390-9520 Canyon HS Science Center	\$69,500,000	\$45,799,411	\$4,316,439	\$360,377	6.21%
390-TBD Canyon HS Unallocated Funds					
1. Unallocated Bond Funds					
1.01 Unbudgeted Bond Funds					
UNCOMMITTED	\$2,441,413	\$0	\$0	\$0	
	\$2,441,413	\$0	\$0	\$0	0.00%
Total 390-TBD Canyon HS Unallocated Funds	\$2,441,413	\$0	\$0	\$0	0.00%
Canyon High School	\$72,000,000	\$45,854,004	\$4,371,031	\$360,377	6.07%



3.1 Project Cost Estimate Summary

Measure S Bond Program Budget vs Actuals - By School

Monthly Progress Report May 2019	Budget	Year to Date Contracted	Year to Date Expense	Quarterly Expense Apr '19 - Jun '19	
El Modena High School					
391-0000 El Modena HS IP Surveillance Camera and Systems					
1. FF&E (IP Surveillance Camera)					
5000+ New Equipment					
CDW GOVERNMENT INC (Parts for IP Camera Systems)	\$39,659	\$39,659	\$39,388	\$0	99.32%
DIGITAL NETWORKS GROUP INC (F/I IP Camera Software)	\$11,719	\$11,719	\$11,719	\$0	100.00%
INTER-PACIFIC INC (Install IP Based Surveillance Camera System)	\$30,073	\$30,073	\$30,073	\$0	100.00%
UNCOMMITTED	\$0	\$0	\$0	\$0	
	\$81,450	\$81,450	\$81,179	\$0	99.67%
5. Contingency					
5.01 Project Contingency					
UNCOMMITTED	\$6,299	\$0	\$0	\$0	
	\$6,299	\$0	\$0	\$0	0.00%
Total 391-0000 El Modena HS IP Surveillance Camera and Systems	\$87,749	\$81,450	\$81,179	\$0	92.51%
391-9520 El Modena HS Science Center					
1. Design Cost					
1.01 Architect					
HARLEY ELLIS DEVEREAUX (Architect of Record)	\$1,984,574	\$1,984,574	\$1,478,123	\$92,168	74.48%
LIONAKIS (Program Master Specifications)	\$14,059	\$14,059	\$14,059	\$0	100.00%
UNCOMMITTED	\$625	\$0	\$0	\$0	
	\$1,999,258	\$1,998,633	\$1,492,182	\$92,168	74.64%
2. Construction Cost					
2.01 Construction (includes escalation)					
ACCO ENGINEERED SYSTEMS INC	\$355,544	\$355,544	\$0	\$0	0.00%
ANGELES CONTRACTOR, INC	\$25,818,000	\$25,818,000	\$0	\$0	0.00%
UNCOMMITTED	\$74,673	\$0	\$0	\$0	
	\$26,248,217	\$26,173,544	\$0	\$0	0.00%
3. Program and Construction Management					
3.01 Program Management Fees					
CUMMING CONSTRUCTION MGMT INC	\$524,726	\$524,726	\$383,869	\$40,438	73.16%
UNCOMMITTED	\$502,059	\$0	\$0	\$0	
	\$1,026,785	\$524,726	\$383,869	\$40,438	37.39%
3.02 Construction Management Fees					
ARCADIS U.S. INC	\$1,786,803	\$1,786,803	\$571,528	\$50,153	31.99%
CORDOBA CORPORATION	\$74,438	\$74,438	\$0	\$0	0.00%
UNCOMMITTED	\$0	\$0	\$0	\$0	
	\$1,861,240	\$1,861,240	\$571,528	\$50,153	30.71%



Measure S Bond Program Budget vs Actuals - By School

Monthly Progress Report May 2019

	Budget	Year to Date Contracted	Year to Date Expense	Quarterly Expense Apr '19 - Jun '19	
4. Construction Support Costs					
4.02 Title, Environmental, Stormwater Management					
CHICAGO TITLE COMPANY	\$1,500	\$1,500	\$1,500	\$0	100.00%
CITY OF ORANGE - WATER	\$16,048	\$16,048	\$16,048	\$0	100.00%
CITY OF ORANGE (Plan Check)	\$71	\$71	\$71	\$0	100.00%
ENVIRONMENTAL AUDIT INC	\$10,950	\$10,950	\$8,548	\$0	78.06%
OUSD COST OF INTEREST DISTRIBUTION FY 16/17	\$1	\$1	\$1	\$0	100.00%
UNCOMMITTED	\$84,517	\$0	\$0	\$0	
	\$113,087	\$28,570	\$26,167	\$0	23.14%
4.03 Commissioning					
P2S ENGINEERING INC	\$30,558	\$30,558	\$13,591	\$8,661	44.48%
UNCOMMITTED	\$0	\$0	\$0	\$0	
	\$30,558	\$30,558	\$13,591	\$8,661	44.48%
4.05 DSA Review Fees					
DIVISION OF STATE ARCHITECT	\$306,338	\$306,338	\$306,338	\$0	100.00%
UNCOMMITTED	\$184,379	\$0	\$0	\$0	
	\$490,717	\$306,338	\$306,338	\$0	62.43%
4.06 Postage, Printing & Advertising					
AMERICAN REPROGRAPHICS CO LLC	\$16,867	\$16,867	\$15,368	\$432	91.11%
SOUTHERN CALIFORNIA NEWS GROUP	\$3,352	\$3,352	\$2,024	\$0	60.38%
UNCOMMITTED	\$28,950	\$0	\$0	\$0	
	\$49,168	\$20,218	\$17,392	\$432	35.37%
4.07 DSA Inspection					
BPI INSPECTION SERVICE	\$238,850	\$238,850	\$0	\$0	0.00%
UNCOMMITTED	\$191,367	\$0	\$0	\$0	
	\$430,217	\$238,850	\$0	\$0	0.00%
4.08 DSA Construction Phase Testing					
KOURY ENGINEERING & TESTING INC (Geotechnical Engineering)	\$0	\$0	\$0	\$0	
UNCOMMITTED	\$430,217	\$0	\$0	\$0	
	\$430,217	\$0	\$0	\$0	0.00%
4.10 Labor Compliance					
UNCOMMITTED	\$61,460	\$0	\$0	\$0	
	\$61,460	\$0	\$0	\$0	0.00%
4.11 Preliminary Testing (Hazmat, Topo Survey, Geo					
ALLEGIAN FIRE PROTECTION INC (Fire Hydrant Flow Test)	\$525	\$525	\$525	\$0	100.00%
CALIFORNIA GEOLOGICAL SURVEY (Geology and Seismology Review)	\$3,600	\$3,600	\$3,600	\$0	100.00%
ENVIRONMENTAL NETWORK CORPORATION (Hazardous Material)	\$6,912	\$6,912	\$0	\$0	0.00%
HARLEY ELLIS DEVEREAUX (Architect of Record)	\$14,908	\$14,908	\$14,908	\$0	100.00%
PCA ARBORISTS & CONSULTANTS INC	\$1,569	\$1,569	\$1,569	\$0	100.00%
THE CONVERSE PROFESSIONAL GROUP (Soils Investigation)	\$30,640	\$30,640	\$30,640	\$0	100.00%
UNCOMMITTED	\$429,305	\$0	\$0	\$0	
	\$487,459	\$58,154	\$51,242	\$0	10.51%
4.12 Utility Connection Fees (with Local Permittin					
SOUTHERN CALIFORNIA EDISON	\$3,665	\$3,665	\$3,665	\$0	100.00%



**Measure S Bond Program
Budget vs Actuals - By School**

Monthly Progress Report May 2019	Budget	Year to Date Contracted	Year to Date Expense	Quarterly Expense Apr '19 - Jun '19	
UNCOMMITTED	\$119,254	\$0	\$0	\$0	
	\$122,919	\$3,665	\$3,665	\$0	2.98%
4.13 FF&E (Laboratory Tables and Chairs, other)					
UNCOMMITTED	\$983,354	\$0	\$0	\$0	
	\$983,354	\$0	\$0	\$0	0.00%
4.15 Legal Counsel					
UNCOMMITTED	\$61,460	\$0	\$0	\$0	
	\$61,460	\$0	\$0	\$0	0.00%
5. Contingency					
5.01 Construction Contingency					
UNCOMMITTED	\$2,581,800	\$0	\$0	\$0	
	\$2,581,800	\$0	\$0	\$0	0.00%
5.02 Project Contingency					
UNCOMMITTED	\$3,778,895	\$0	\$0	\$0	
	\$3,778,895	\$0	\$0	\$0	0.00%
Total 391-9520 El Modena HS Science Center	\$40,756,811	\$31,244,496	\$2,865,974	\$191,851	7.03%
391-TBD El Modena HS Unallocated Funds					
1. Unallocated Bond Funds					
1.01 Unbudgeted Bond Funds					
UNCOMMITTED	\$31,155,440	\$0	\$0	\$0	
	\$31,155,440	\$0	\$0	\$0	0.00%
Total 391-TBD El Modena HS Unallocated Funds	\$31,155,440	\$0	\$0	\$0	0.00%
El Modena High School	\$72,000,000	\$31,325,946	\$2,947,153	\$191,851	4.09%



3.1 Project Cost Estimate Summary

Measure S Bond Program Budget vs Actuals - By School

Monthly Progress Report May 2019	Budget	Year to Date Contracted	Year to Date Expense	Quarterly Expense Apr '19 - Jun '19	
Orange High School					
392-0000 Orange HS IP Surveillance Camera and Systems					
1. FF&E (IP Surveillance Camera)					
\$5000+ New Equipment					
CDW GOVERNMENT INC (Parts for IP Camera Systems)	\$55,672	\$55,672	\$53,662	\$0	96.39%
DIGITAL NETWORKS GROUP INC (F/I IP Camera Software)	\$13,569	\$13,569	\$13,569	\$0	100.00%
INTER-PACIFIC INC (Install IP Based Surveillance Camera System)	\$34,837	\$34,837	\$34,837	\$0	100.00%
UNCOMMITTED	\$0	\$0	\$0	\$0	
	\$104,078	\$104,078	\$102,068	\$0	98.07%
5. Contingency					
5.01 Project Contingency					
UNCOMMITTED	\$7,710	\$0	\$0	\$0	
	\$7,710	\$0	\$0	\$0	0.00%
Total 392-0000 Orange HS IP Surveillance Camera and Systems	\$111,788	\$104,078	\$102,068	\$0	91.30%
392-9520 Demolition of Portable Buildings					
2. Construction Cost					
2.01 Demolition of Portable Buildings					
CITY OF ORANGE (Plan Check)	\$2,000	\$2,000	\$2,000	\$0	100.00%
GIANNELLI ELECTRIC INC (Low Voltage Mapping)	\$45,888	\$45,888	\$35,298	\$0	76.92%
GRUETT TREE CO INC (Removal of Trees)	\$7,625	\$7,625	\$7,625	\$0	100.00%
INTEGRATED DEMOLITION AND REMEDIATION (Abatement and	\$44,800	\$44,800	\$44,800	\$0	100.00%
J & A FENCE (Custodial Storage Fencing)	\$6,885	\$6,885	\$6,885	\$0	100.00%
KYA SERVICES LLC (Install Carpet)	\$20,824	\$20,824	\$9,564	\$0	45.93%
OLESH, KEITH (Termite Services)	\$1,500	\$1,500	\$1,500	\$0	100.00%
SOUTHERN CALIFORNIA NEWS GROUP	\$0	\$0	\$0	\$0	
TIME & ALARM SYSTEMS (Disconnect Fire Alarm and Low Voltage	\$3,100	\$3,100	\$3,100	\$0	100.00%
TRIMARK RAYGAL LLC	\$89,860	\$89,860	\$85,367	\$0	95.00%
UNIVERSAL ASPHALT CO (Remove and Patch Asphalt)	\$6,830	\$6,830	\$6,830	\$0	100.00%
UNCOMMITTED	\$0	\$0	\$0	\$0	
	\$229,312	\$229,312	\$202,969	\$0	88.51%
Total 392-9520 Demolition of Portable Buildings	\$229,312	\$229,312	\$202,969	\$0	88.51%
392-9520 Orange HS Site Improvements (DSA 04-116673)					
1. Design Cost					
1.01 Architect					
SILVER CREEK INDUSTRIES INC (Engineering for Warming Kitchen	\$29,682	\$29,682	\$29,682	\$0	100.00%
UNCOMMITTED	\$0	\$0	\$0	\$0	
	\$29,682	\$29,682	\$29,682	\$0	100.00%



Measure S Bond Program Budget vs Actuals - By School

Monthly Progress Report May 2019

	Budget	Year to Date Contracted	Year to Date Expense	Quarterly Expense Apr '19 - Jun '19	
2. Construction Cost					
2.01 Construction					
SWINERTON BUILDERS	\$6,556,428	\$6,556,428	\$5,991,647	\$914,559	91.39%
ACCO ENGINEERED SYSTEMS INC	\$209,074	\$209,074	\$209,074	\$0	100.00%
UNCOMMITTED	\$0	\$0	\$0	\$0	
	\$6,765,502	\$6,765,502	\$6,200,721	\$914,559	91.65%
4. Construction Support Costs					
4.02 Title, Environmental, Stormwater Management					
ORANGE COUNTY HEALTH CARE AGENCY	\$1,470	\$1,470	\$1,470	\$0	100.00%
UNCOMMITTED	\$0	\$0	\$0	\$0	
	\$1,470	\$1,470	\$1,470	\$0	100.00%
4.05 DSA Review Fees					
DIVISION OF STATE ARCHITECT	\$27,430	\$27,430	\$27,430	\$0	100.00%
UNCOMMITTED	\$0	\$0	\$0	\$0	
	\$27,430	\$27,430	\$27,430	\$0	100.00%
4.06 Postage, Printing & Advertising					
AMERICAN REPROGRAPHICS CO LLC	\$7,206	\$7,206	\$7,206	\$0	100.00%
SOUTHERN CALIFORNIA NEWS GROUP	\$1,264	\$1,264	\$1,264	\$0	100.00%
UNCOMMITTED	\$1	\$0	\$0	\$0	
	\$8,471	\$8,470	\$8,470	\$0	99.99%
4.07 DSA Inspection					
KNOWLAND CONSTRUCTION SERVICES	\$104,480	\$104,480	\$96,985	\$0	92.83%
UNCOMMITTED	\$0	\$0	\$0	\$0	
	\$104,480	\$104,480	\$96,985	\$0	92.83%
4.08 DSA Construction Phase Testing					
NINYO & MOORE	\$113,255	\$113,255	\$112,544	\$0	99.37%
UNCOMMITTED	\$0	\$0	\$0	\$0	
	\$113,255	\$113,255	\$112,544	\$0	99.37%
4.11 Preliminary Testing (Hazmat, Topo Survey, Geo)					
ENVIRONMENTAL NETWORK CORPORATION (Hazardous Material)	\$9,100	\$9,100	\$6,680	\$0	73.41%
UNCOMMITTED	\$0	\$0	\$0	\$0	
	\$9,100	\$9,100	\$6,680	\$0	73.41%
5. Contingency					
5.01 Construction Contingency					
UNCOMMITTED	\$11,778	\$0	\$0	\$0	
	\$11,778	\$0	\$0	\$0	0.00%
5.02 Project Contingency					
UNCOMMITTED	\$298,271	\$0	\$0	\$0	
	\$298,271	\$0	\$0	\$0	0.00%
Total 392-9520 Orange HS Site Improvements (DSA 04-116673)	\$7,369,439	\$7,059,389	\$6,483,982	\$914,559	87.98%



Measure S Bond Program Budget vs Actuals - By School

Monthly Progress Report May 2019

	Budget	Year to Date Contracted	Year to Date Expense	Quarterly Expense Apr '19 - Jun '19	
392-9520 Orange HS Science Bldg (DSA 04-116859)					
1. Design Cost					
1.01 Architect					
LIONAKIS (Program Master Specifications)	\$2,402,202	\$2,402,202	\$1,907,793	\$81,632	79.42%
UNCOMMITTED	\$563	\$0	\$0	\$0	
	\$2,402,765	\$2,402,202	\$1,907,793	\$81,632	79.40%
2. Construction Cost					
2.01 Construction of Science Center					
PINNER CONSTRUCTION	\$26,109,000	\$26,109,000	\$223,347	\$0	0.86%
ACCO ENGINEERED SYSTEMS INC	\$62,883	\$62,883	\$51,675	\$51,675	82.18%
UNCOMMITTED	\$114	\$0	\$0	\$0	
	\$26,171,997	\$26,171,883	\$275,022	\$51,675	1.05%
3. Program and Construction Management					
3.01 Program Management Fees					
CUMMING CONSTRUCTION MGMT INC	\$576,735	\$576,735	\$435,355	\$40,438	75.49%
UNCOMMITTED	\$761,753	\$0	\$0	\$0	
	\$1,338,488	\$576,735	\$435,355	\$40,438	32.53%
3.02 Construction Management Fees					
BALFOUR BEATTY CONSTRUCTION	\$1,566,083	\$1,566,083	\$872,650	\$64,155	55.72%
CORDOBA CORPORATION	\$74,438	\$74,438	\$0	\$0	0.00%
UNCOMMITTED	\$0	\$0	\$0	\$0	
	\$1,640,520	\$1,640,520	\$872,650	\$64,155	53.19%
4. Construction Support Costs					
4.02 Title, Environmental, Stormwater Management					
CHICAGO TITLE COMPANY	\$1,500	\$1,500	\$1,500	\$0	100.00%
OUSD COST OF INTEREST DISTRIBUTION FY 16/17	\$1	\$1	\$1	\$0	100.00%
PLACEWORKS INC	\$52,231	\$52,231	\$52,231	\$0	100.00%
STATE WATER RESOURCES CONTROL BOARD (SWRCB)	\$726	\$726	\$726	\$526	100.00%
UNCOMMITTED	\$94,772	\$0	\$0	\$0	
	\$149,230	\$54,458	\$54,458	\$526	36.49%
4.03 Commissioning					
P2S ENGINEERING INC	\$35,340	\$35,340	\$16,853	\$11,853	47.69%
UNCOMMITTED	\$0	\$0	\$0	\$0	
	\$35,340	\$35,340	\$16,853	\$11,853	47.69%
4.05 DSA Review Fees					
DIVISION OF STATE ARCHITECT	\$254,461	\$254,461	\$254,461	\$1,711	100.00%
OUSD REVOLVING CASH	\$500	\$500	\$500	\$0	100.00%
UNCOMMITTED	\$243,994	\$0	\$0	\$0	
	\$498,955	\$254,961	\$254,961	\$1,711	51.10%
4.06 Postage, Printing & Advertising					



Measure S Bond Program Budget vs Actuals - By School

Monthly Progress Report May 2019

	Budget	Year to Date Contracted	Year to Date Expense	Quarterly Expense Apr '19 - Jun '19	
AMERICAN REPROGRAPHICS CO LLC	\$11,305	\$11,305	\$8,118	\$97	71.81%
SOUTHERN CALIFORNIA NEWS GROUP	\$8,878	\$8,878	\$8,518	\$0	95.93%
UNCOMMITTED	\$36,867	\$0	\$0	\$0	
	\$57,050	\$20,183	\$16,636	\$97	29.16%
4.07 DSA Inspection					
KNOWLAND CONSTRUCTION SERVICES	\$0	\$0			
UNCOMMITTED	\$468,832	\$0	\$0	\$0	
	\$468,832	\$0	\$0	\$0	0.00%
4.08 DSA Construction Phase Testing					
NINYO & MOORE	\$335,032	\$335,032	\$0	\$0	0.00%
UNCOMMITTED	\$125,025	\$0	\$0	\$0	
	\$460,057	\$335,032	\$0	\$0	0.00%
4.10 Labor Compliance					
UNCOMMITTED	\$81,902	\$0	\$0	\$0	
	\$81,902	\$0	\$0	\$0	0.00%
4.11 Preliminary Testing (Hazmat, Topo Survey, Geo					
CALIFORNIA GEOLOGICAL SURVEY (Geology and Seismology Review)	\$3,600	\$3,600	\$3,600	\$0	100.00%
KOURY ENGINEERING & TESTING INC (Geotechnical Engineering)	\$13,300	\$13,300	\$13,300	\$0	100.00%
PENCO ENGINEERING INC (Topographical Survey Services)	\$42,350	\$42,350	\$41,070	\$0	96.98%
RMA GROUP (Utility Location / Mapping)	\$49,533	\$49,533	\$49,533	\$0	100.00%
UNCOMMITTED	\$580,704	\$0	\$0	\$0	
	\$689,487	\$108,783	\$107,503	\$0	15.59%
4.12 Utility Connection Fees (with Local Permittin					
CITY OF ORANGE (Plan Check)	\$2,500	\$2,500	\$2,500	\$0	100.00%
SOUTHERN CALIFORNIA EDISON	\$6,912	\$6,912	\$6,912	\$0	100.00%
UNCOMMITTED	\$154,391	\$0	\$0	\$0	
	\$163,803	\$9,412	\$9,412	\$0	5.75%
4.13 FF&E (Laboratory Tables and Chairs, other)					
CONEXWEST	\$9,466	\$9,466	\$9,419	\$0	99.51%
VORTEX INDUSTRIES, INC.	\$6,804	\$6,804	\$6,804	\$0	100.00%
UNCOMMITTED	\$1,294,158	\$0	\$0	\$0	
	\$1,310,428	\$16,270	\$16,223	\$0	1.24%
4.15 Legal Counsel					
UNCOMMITTED	\$81,902	\$0	\$0	\$0	
	\$81,902	\$0	\$0	\$0	0.00%
5. Contingency					
5.01 Construction Contingency					
UNCOMMITTED	\$2,610,900	\$0	\$0	\$0	
	\$2,610,900	\$0	\$0	\$0	0.00%
5.02 Project Contingency					
UNCOMMITTED	\$6,628,181	\$0	\$0	\$0	
	\$6,628,181	\$0	\$0	\$0	0.00%



**Measure S Bond Program
Budget vs Actuals - By School**

Monthly Progress Report May 2019	Budget	Year to Date Contracted	Year to Date Expense	Quarterly Expense Apr '19 - Jun '19	
Total 392-9520 Orange HS Science Bldg (DSA 04-116859)	\$44,789,837	\$31,625,777	\$3,966,864	\$252,086	8.86%
392-TBD Orange HS Unallocated Funds					
1. Unallocated Bond Funds					
1.01 Unbudgeted Bond Funds					
UNCOMMITTED	\$19,499,624	\$0	\$0	\$0	
	\$19,499,624	\$0	\$0	\$0	0.00%
Total 392-TBD Orange HS Unallocated Funds	\$19,499,624	\$0	\$0	\$0	0.00%
Orange High School	\$72,000,000	\$39,018,556	\$10,755,883	\$1,166,645	14.94%

3.1 Project Cost Estimate Summary



Measure S Bond Program Budget vs Actuals - By School

Monthly Progress Report May 2019	Budget	Year to Date Contracted	Year to Date Expense	Quarterly Expense Apr '19 - Jun '19	
Villa Park High School					
394-0000 Villa Park HS IP Surveillance Camera and Systems					
1. FF&E (IP Surveillance Camera)					
\$5000+ New Equipment					
CDW GOVERNMENT INC (Parts for IP Camera Systems)	\$33,369	\$33,369	\$32,182	\$0	96.44%
DIGITAL NETWORKS GROUP INC (F/I IP Camera Software)	\$8,635	\$8,635	\$8,635	\$0	100.00%
INTER-PACIFIC INC (Install IP Based Surveillance Camera System)	\$22,133	\$22,133	\$22,133	\$0	100.00%
UNCOMMITTED	\$0	\$0	\$0	\$0	
	\$64,137	\$64,137	\$62,949	\$0	98.15%
5. Contingency					
5.01 Project Contingency					
UNCOMMITTED	\$4,930	\$0	\$0	\$0	
	\$4,930	\$0	\$0	\$0	0.00%
Total 394-0000 Villa Park HS IP Surveillance Camera and Systems	\$69,067	\$64,137	\$62,949	\$0	91.14%
394-9520 Villa Park HS Science Center					
1. Design Cost					
1.01 Architect					
DKS ASSOCIATES (Specialty Consulting - Traffic Engineering)	\$78,310	\$78,310	\$45,572	\$31,172	58.19%
LIONAKIS (Program Master Specifications)	\$14,059	\$14,059	\$14,059	\$0	100.00%
LPA INC (Architect of Record)	\$2,416,163	\$2,416,163	\$1,681,885	\$134,702	69.61%
UNCOMMITTED	\$70,598	\$0	\$0	\$0	
	\$2,579,130	\$2,508,532	\$1,741,516	\$165,874	67.52%
2. Construction Cost					
2.01 Construction					
ACCO ENGINEERED SYSTEMS INC	\$187,356	\$187,356	\$0	\$0	0.00%
ANGELES CONTRACTOR, INC	\$23,999,806	\$23,999,806	\$1,309,271	\$1,309,271	5.46%
UNCOMMITTED	\$199,351	\$0	\$0	\$0	
	\$24,386,513	\$24,187,162	\$1,309,271	\$1,309,271	5.37%
3. Program and Construction Management					
3.01 Program Management Fees					
CUMMING CONSTRUCTION MGMT INC	\$566,731	\$566,731	\$417,768	\$43,673	73.72%
UNCOMMITTED	\$588,404	\$0	\$0	\$0	
	\$1,155,135	\$566,731	\$417,768	\$43,673	36.17%
3.02 Construction Management Fees					
CORDOBA CORPORATION	\$1,744,430	\$1,744,430	\$643,892	\$71,058	36.91%
UNCOMMITTED	\$0	\$0	\$0	\$0	
	\$1,744,430	\$1,744,430	\$643,892	\$71,058	36.91%



Measure S Bond Program Budget vs Actuals - By School

Monthly Progress Report May 2019

	Budget	Year to Date Contracted	Year to Date Expense	Quarterly Expense Apr '19 - Jun '19	
4. Construction Support Costs					
4.01 Rental					
ELITE MODULAR LEASING & SALES INC	\$444,082	\$444,082	\$253,237	\$10,953	57.02%
UNCOMMITTED	\$34,606	\$0	\$0	\$0	
	\$478,688	\$444,082	\$253,237	\$10,953	52.90%
4.02 Title, Environmental, Stormwater Management					
CHICAGO TITLE COMPANY	\$750	\$750	\$750	\$0	100.00%
OUSD COST OF INTEREST DISTRIBUTION FY 16/17	\$1	\$1	\$1	\$0	100.00%
PLACEWORKS INC	\$87,059	\$87,059	\$73,237	\$0	84.12%
UNCOMMITTED	\$13,840	\$0	\$0	\$0	
	\$101,650	\$87,810	\$73,987	\$0	72.79%
4.03 Commissioning					
P2S ENGINEERING INC	\$31,635	\$31,635	\$15,970	\$12,270	50.48%
UNCOMMITTED	\$0	\$0	\$0	\$0	
	\$31,635	\$31,635	\$15,970	\$12,270	50.48%
4.05 DSA Review Fees					
DIVISION OF STATE ARCHITECT	\$345,516	\$345,516	\$345,516	\$96,000	100.00%
UNCOMMITTED	\$31,582	\$0	\$0	\$0	
	\$377,098	\$345,516	\$345,516	\$96,000	91.62%
4.06 Postage, Printing & Advertising					
AMERICAN REPROGRAPHICS CO LLC	\$15,206	\$15,206	\$10,483	\$0	68.94%
SOUTHERN CALIFORNIA NEWS GROUP	\$3,352	\$3,352	\$1,768	\$0	52.74%
UNCOMMITTED	\$25,637	\$0	\$0	\$0	
	\$44,195	\$18,558	\$12,251	\$0	27.72%
4.07 DSA Inspection					
BPI INSPECTION SERVICE	\$361,760	\$361,760	\$47,430	\$47,430	13.11%
UNCOMMITTED	\$24,947	\$0	\$0	\$0	
	\$386,707	\$361,760	\$47,430	\$47,430	12.27%
4.08 DSA Construction Phase Testing					
NINYO & MOORE	\$300,000	\$300,000	\$43,861	\$42,126	14.62%
UNCOMMITTED	\$86,707	\$0	\$0	\$0	
	\$386,707	\$300,000	\$43,861	\$42,126	11.34%
4.09 Relocation					
Beltmann Group, Inc.	\$4,640	\$4,640	\$0	\$0	0.00%
UNCOMMITTED	\$360	\$0	\$0	\$0	
	\$5,000	\$4,640	\$0	\$0	0.00%
4.10 Labor Compliance					
UNCOMMITTED	\$55,244	\$0	\$0	\$0	
	\$55,244	\$0	\$0	\$0	0.00%
4.11 Preliminary Testing (Hazmat, Topo Survey, Geo)					
CALIFORNIA GEOLOGICAL SURVEY (Geology and Seismology Review)	\$3,600	\$3,600	\$3,600	\$0	100.00%
ENVIRONMENTAL NETWORK CORPORATION (Hazardous Material)	\$3,140	\$3,140	\$0	\$0	0.00%
LEIGHTON CONSULTING INC (Geotechnical Engineering)	\$20,000	\$20,000	\$16,549	\$0	82.75%
PSOMAS (Topographical Survey)	\$27,000	\$27,000	\$21,034	\$0	77.90%

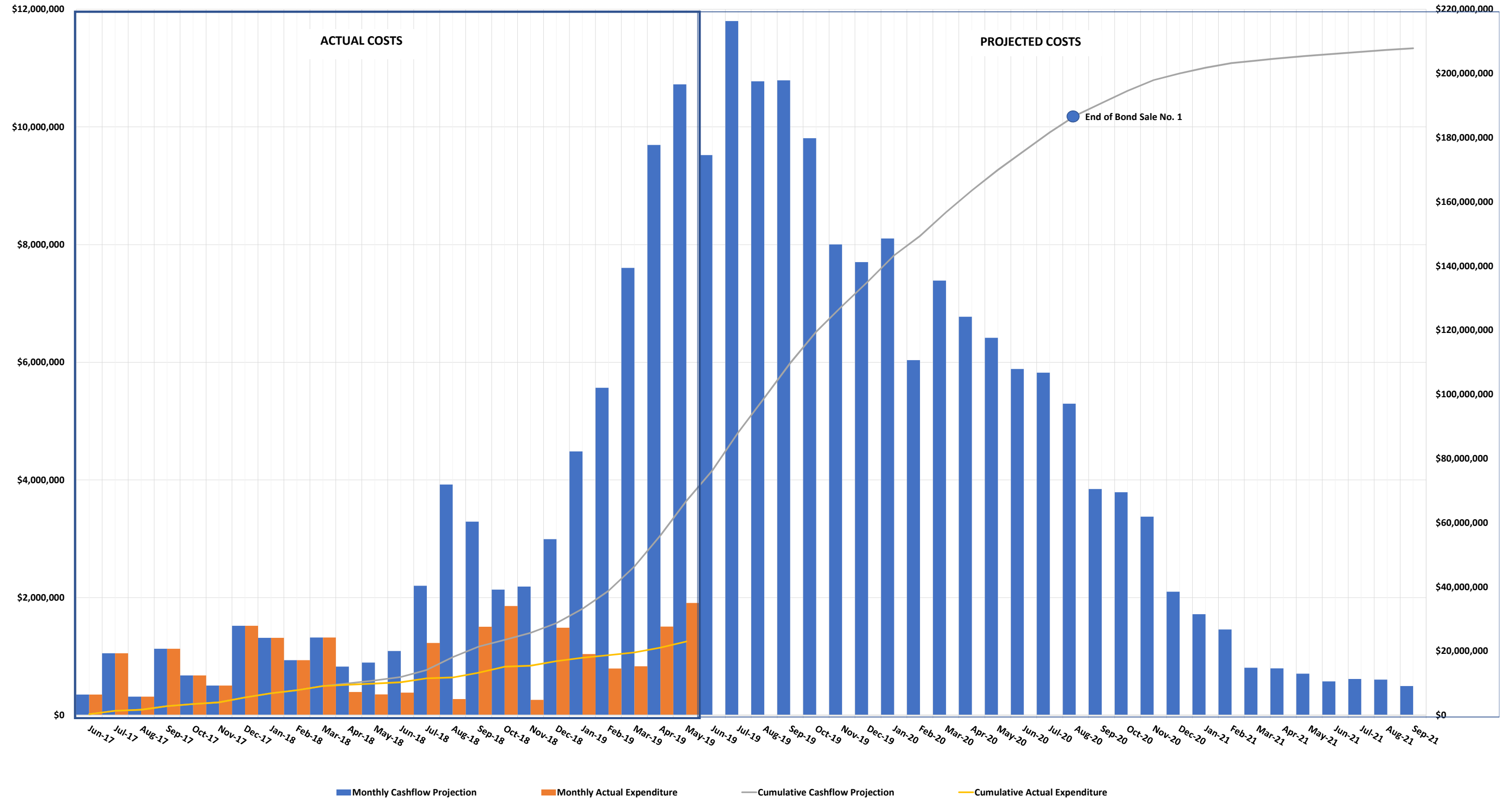


**Measure S Bond Program
Budget vs Actuals - By School**

Monthly Progress Report May 2019	Budget	Year to Date Contracted	Year to Date Expense	Quarterly Expense Apr '19 - Jun '19	
RMA GROUP (Utility Location / Mapping)	\$26,890	\$26,890	\$19,100	\$0	71.03%
SPECTRUM FIRE PROTECTION (Fire Hydrant Flow Test)	\$1,000	\$1,000	\$1,000	\$0	100.00%
UNCOMMITTED	\$377,672	\$0	\$0	\$0	
	\$459,302	\$81,630	\$61,283	\$0	13.34%
4.12 Utility Connection Fees (with Local Permittin					
UNCOMMITTED	\$110,488	\$0	\$0	\$0	
	\$110,488	\$0	\$0	\$0	0.00%
4.13 FF&E (Laboratory Tables and Chairs, other)					
CULVER-NEWLIN INC	\$12,359	\$12,359	\$12,359	\$12,359	100.00%
UNCOMMITTED	\$871,544	\$0	\$0	\$0	
	\$883,903	\$12,359	\$12,359	\$12,359	1.40%
4.15 Legal Counsel					
UNCOMMITTED	\$55,244	\$0	\$0	\$0	
	\$55,244	\$0	\$0	\$0	0.00%
5. Contingency					
5.02 Construction Contingency					
UNCOMMITTED	\$2,396,894	\$0	\$0	\$0	
	\$2,396,894	\$0	\$0	\$0	0.00%
5.02 Project Contingency					
UNCOMMITTED	\$9,562,037	\$0	\$0	\$0	
	\$9,562,037	\$0	\$0	\$0	0.00%
Total 394-9520 Villa Park HS Science Center	\$45,200,000	\$30,694,844	\$4,978,340	\$1,811,012	11.01%
394-TBD Villa Park Unallocated Funds					
1. Unallocated Bond Funds					
1.01 Unbudgeted Bond Funds					
UNCOMMITTED	\$26,730,933	\$0	\$0	\$0	
	\$26,730,933	\$0	\$0	\$0	0.00%
Total 394-TBD Villa Park Unallocated Funds	\$26,730,933	\$0	\$0	\$0	0.00%
Villa Park High School	\$72,000,000	\$30,758,981	\$5,041,289	\$1,811,012	7.00%



MEASURE S BOND PROGRAM - SCIENCE CENTER (PHASE I) CASH FLOW PROJECTION Actual Costs thru May 31, 2019 Projected Costs thru September 30, 2021

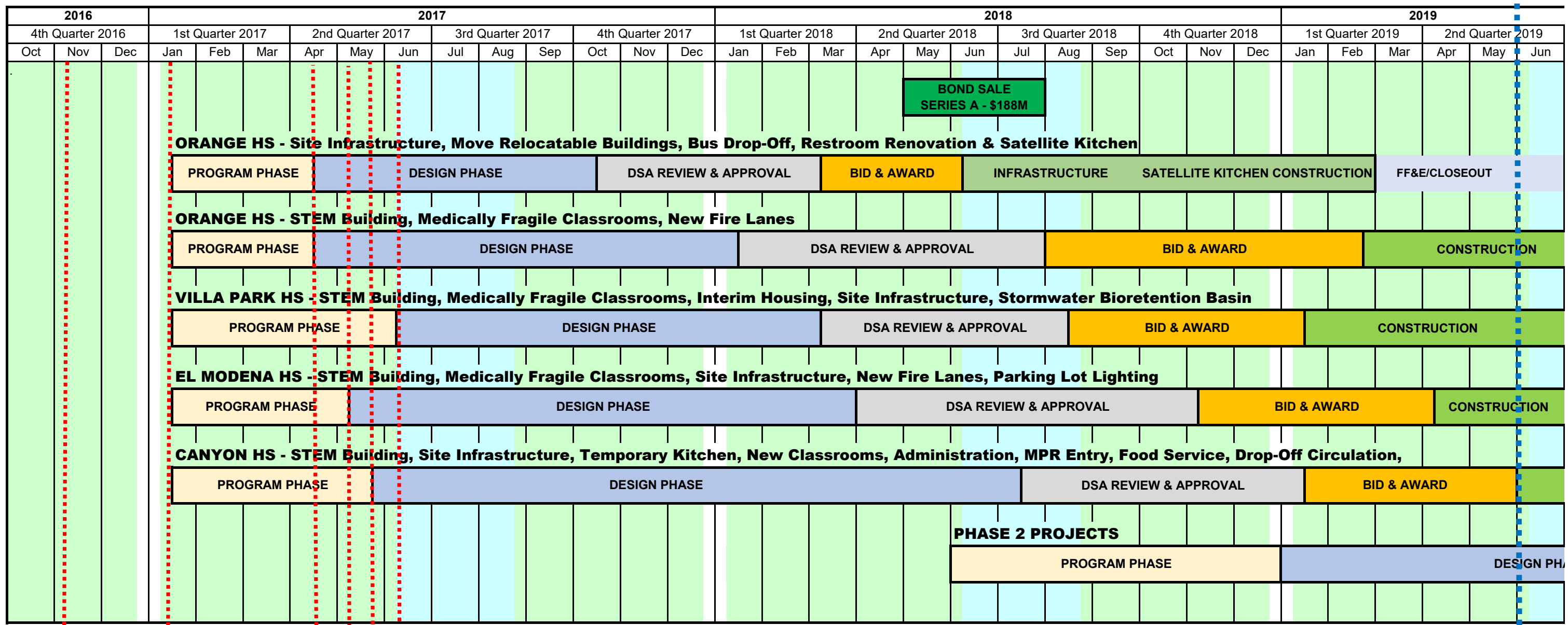


4.0 PROGRAM SUMMARY SCHEDULE



MEASURE S BOND PROGRAM - PROGRAM SCHEDULE SUMMARY

TODAY



TODAY

- Villa Park HS Schematic Design & Budget Approved 6/8/17
- Canyon HS Schematic Design & Budget Approved 5/25/17
- El Modena HS Schematic Design & Budget Approved 5/11/17
- Orange HS Schematic Design & Budget Approved 4/13/17
- Program Manager Starts Work 1/17/17
- Bond Measure S Passes by 62% on 11/8/16

Page 28

Board of Education

Alexia Deligianni-Brydges, Ed. D, President

Kathryn A. Moffat, Vice-President

Kris Erickson

Andrea Yamasaki

Rick Ledesma

John Ortega

Brenda Lebsack

Gunn Marie Hansen, Ph.D.

Superintendent

David A. Rivera

Assistant Superintendent/CBO

Business Services

Scott Harvey

Senior Executive Director

Administrative Services



Facilities & Planning Department

Measure S Bond Program

726 W. Collins Avenue

Orange, CA 92867

T: (714) 628-4500