

Eastlake High School Annual Report –2017-18

400 228th Ave NE, Sammamish, WA 98074
425-936-1500 | ehs.lwsd.org



Principal: Chris Bede

Associate Principals: Todd Apple, Darcie Breynaert, and Robert Johnson

Mascot: Wolf

Colors: Crimson

of students, October 2017: 1,873

of teachers: 104

Teachers with at least a Master's Degree: 78.8%

4-year graduation rate (class of 2017): 97.7%

5-year graduation rate (class of 2016): 96.1%

District Mission

Each student will graduate prepared to lead a rewarding, responsible life as a contributing member of our community and greater society.

School Mission

Developing the character and intellectual strengths for individual and shared success

School Description

Eastlake High School strives to provide dynamic and engaging instruction in every class, every day. Teachers challenge students to learn, while supporting them in this process through a personalized and compassionate culture.

Eastlake believes that students need to develop the intellectual strength and character necessary for success now and in the future, as captured by our motto Wolf Strong, Pack Strong (WSPS).

Eastlake prides itself on creating a vibrant school through clear communication and a willingness to listen and learn. We solicit input from all stakeholders and involve them in the process of continuous improvement.

School Funding

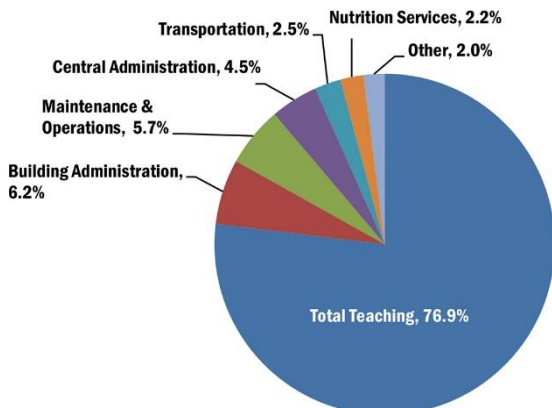
District General Fund Budget: \$360.2 million
District Per Pupil Expenditure: \$11,949 per pupil
Building Budget for this school: \$371,842

2017-18 School Goals

- Literacy: Increase the percentage of 9th graders earning 6 credits to 95%, and assure more than 96% of students pass the ELA EOC
- Math: Increase the percentage of 9th graders earning 6 credits to 95%, and assure more than 95% of students pass the Math SBA
- Science: Increase the percentage of 9th graders earning 6 credits to 95%
- Achievement gap: Decrease the percent of students on free/reduced lunch with failing grades from 15.43% to less than 12%
- On-Track Credits: Increase the percentage of 9th graders earning 6 credits to 95%, and 10th graders to 90%
- College & Career Readiness: Increase enrollment in dual-credit courses to 74.2% for Low-Income students, 77.3% for Hispanic/Latina students, and 77.1% for Black/African American students.
- School Effectiveness: Increase the percentage of teachers who mostly or completely agree with the statement "Teachers use effective strategies to help low-performing students meet high academic standards" from 77.1% to 85%
- Attendance: Reduce the percent of students with 3 or more days of unexcused absences from 20.3% to fewer than 17%
- Discipline: Decrease the percentage of students who are suspended during the school and then do not stay at Eastlake and graduate after the suspension is completed, from 27.3% to less than 22%

2017-18 District Expenditures

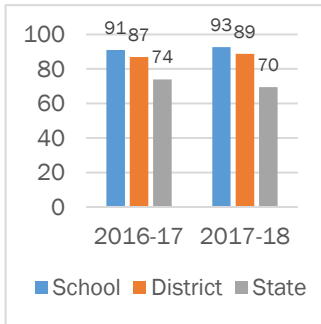
Where does the money go?



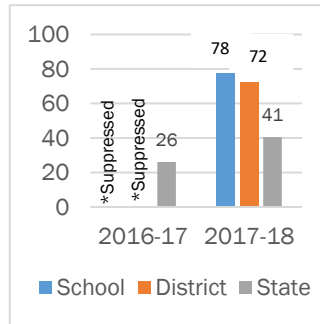
State Assessment Results

Smarter Balanced Assessment (SBA)+

High School English Language Arts

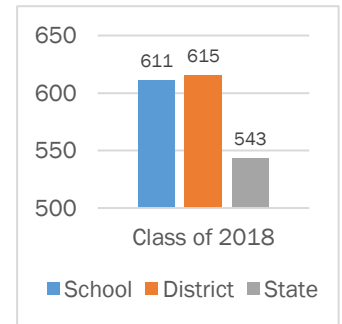


High School Math



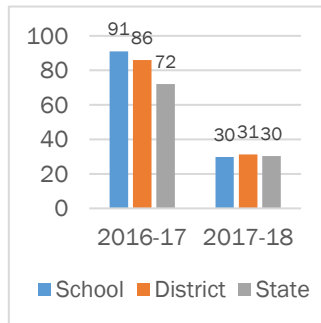
SAT**

ERW Mean



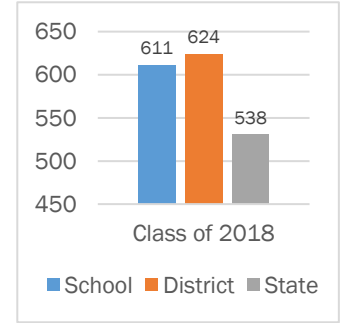
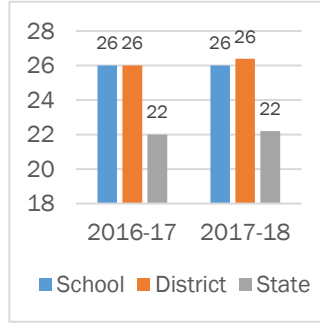
End of Course (EOC)

High School Biology

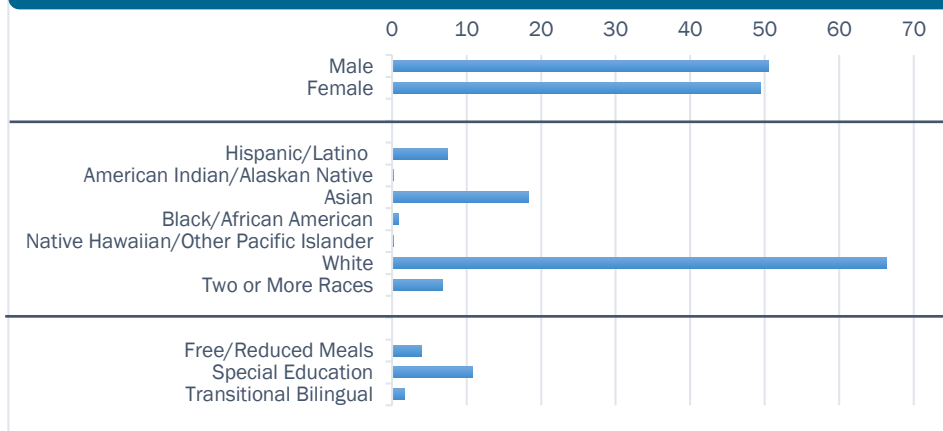


ACT**

Math Mean



Student Demographics



+Smarter Balanced Assessment is a Washington state standardized exam. Scores represent percentage of students who met the standards. Students who did not take the test were counted as not meeting standard.

**Scores are suppressed when groups are so small that the information could potentially be used to identify or derive information about individual students. Many 11th grade students refused to take the test: they may have already met graduation requirements through passing the old state tests in 10th grade.

**The Scholastic Aptitude Test (SAT) and the American College Test (ACT) are required by many colleges and universities for admission. Students elect to take these tests. A new SAT was given starting in January 2016. The Reading and Writing sections have been consolidated and now make up "Evidence-Based Reading and Writing" (ERW). As a result, the previous year's data is no longer comparable.

To view state test scores by demographic group, please visit: <http://reportcard.ospi.k12.wa.us>. Select Lake Washington School District, then elect Eastlake High School.

Invitation to Participate

Goal 5 in the district's Strategic Plan is to "Engage our Communities." Families and community members are encouraged to participate in our school. Volunteers are trained and work in a variety of positions. To get involved, call our school office.

School Building

Our school facilities are available for public use by contacting our school office.

Building Condition Assessment: Good

The Building Condition Assessment represents an overall permanent building condition assessment. It is conducted by a third party in accordance with the state's Asset Preservation Program.