

Naviance Student Overview Reference Guide

Overview

Naviance Student makes it easier than ever for you to answer the questions that will shape your future: Who am I? What do I want to be? How will I get there? and How will I succeed?

Naviance Student is a mobile-responsive site that employs intuitive tools that personalize and simplify the college and career planning process.

Accessing Naviance Student

Navigate to Naviance Student using your device's internet browser. Briarwood Christian School's Naviance Student platform can be accessed using the following address:

<https://student.naviance.com/briarwood>

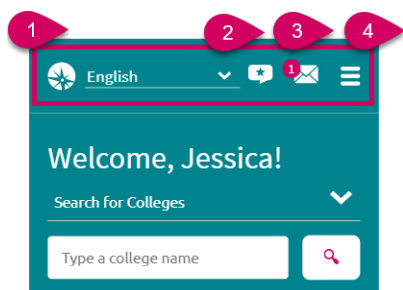
or by accessing the Briarwood School Website, on the [School Counseling Page](#)

It is suggested that you bookmark the site's address on frequently-used devices to easily return to Naviance Student.

Enter the provided username and password to log in. If you had a Family Connection password, that password has followed you to Naviance Student.

Navigation Tips

Static Toolbar



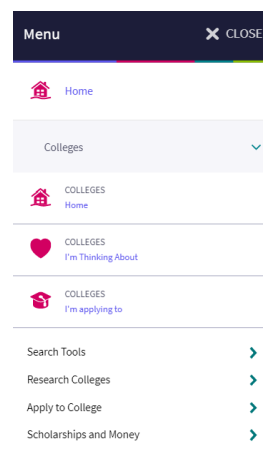
1. Language Menu (only applies to custom content that your school has provided in one of the listed languages)
2. Provide Feedback about Naviance Student
3. Email Inbox & Notifications
4. Navigation Menu (Including Log Out) – from mobile devices

Menus

The Naviance Student menus are mobile-responsive and will adjust based on the device you are using.

When accessing a menu, there are direct access links, and second-level links that bring you to more options.

This is an example of the Colleges menu from a mobile device.

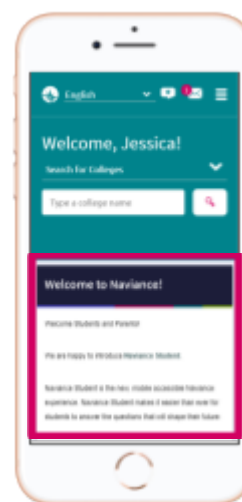


This is an example of the menu from a tablet, laptop, or desktop.



Content Cards

The new interface makes use of content cards that are identified by a title and show corresponding information. The content card layout improves mobile compatibility. Depending on what information is in the card, you may see option at the bottom of the card read more, see more, or perform an action. Expect to see this general structure on most pages.



an
to

The Home Page

The screenshot displays the Naviance Home Page interface. It features a dark blue header with the text "Welcome to Naviance!". Below this, the main content area is divided into several sections. On the left, there's a "Welcome Card" with a custom message from the school. In the center, the "Important To-Dos and Tasks" section lists various tasks with due dates and priority levels. On the right, the "My Favorites" section shows a list of favorite items, and the "What's New" section displays recent updates. At the bottom, there's a "Resources to get ready" section with links to various resources. Callout boxes provide detailed explanations for the "Welcome Card", "Important To-Dos and Tasks", and "Resources to Get Ready" sections.


Welcome Card: A custom message from your school.

Important To-Dos and Tasks: Drawing from your planner, get a snippet of overdue and upcoming to-do items and tasks.

Resources to Get Ready: Everyday access to Document Resources -documents shared by the school with all students. This area also provides access to Test Prep, x2VOL, and Curriculum if your school uses them.

Colleges Home

Find Your Fit

 COLLEGE SEARCH
SuperMatch

College Match


Scattergrams

Advanced College Search

College Lookup

Show less

Research Colleges

 COLLEGES
I'm Thinking About

College Compare

College Resources


Acceptance History

Enrichment Programs

College Maps

Show less

Apply to Colleges

 COLLEGES
I'm applying to

Letters of Recommendation


College Events

Manage Transcripts

Test scores

Show less

Scholarships and Money

 SCHOLARSHIPS
I'm Applying To

Scholarship List

Scholarship Match

National Scholarship Search

Show less

College Visits

Show more

Colleges Home

Find Your Fit

SuperMatch™ College Search: Receive a list of best-fit schools based on criteria that you deem as important in your college search.

College Match: See and quickly favorite the other schools that students are applying to when they have also applied to a school from your favorites list. Additionally, check out other colleges that have accepted students with stats like your own.

Scattergrams: A graph used to help you analyze how you fit in with other students from your high school who have been accepted or denied admittance to a school based on GPA and test scores.

Advanced College Search: Using multiple categories, answer questions to identify colleges that match your interests and then save the search.

College Lookup: Lookup a school by name, country, state, or college group.

Research Colleges

Colleges I'm Thinking About: A list of schools that you have identified as prospects

College Compare: Add schools to compare the average GPA and test scores of students from your high school that have been accepted to that college during a time span.

College Resources: List of external web resources that may be valuable to your college search process.

Acceptance History: An alphabetical list of colleges where someone from your school has been accepted and/or enrolled over a time span.

College Maps: View an interactive map of schools based on a list of different pre-defined criteria. For example, you can see a map of the colleges from your Colleges I'm Thinking About list.

Enrichment Programs: Look for ways to get involved with your community and school, as well as possible

internship opportunities and other events to build your experiences.

Apply to Colleges

Colleges I'm Applying To: A list of schools to which you have decided to apply.

Letters of Recommendation: Request new and track existing letter of recommendation requests.

College Events: View a list of colleges that are hosting events and sign up for those of interest.

Manage Transcripts: Add and review transcript requests, as well as view associated fees.

Test Scores: View your key test scores, including SATs. Depending on school permissions, you may be able to add your own test scores.

Scholarships and Money

Scholarships I'm Applying To: A list of scholarships to which you are applying.

Scholarship List: A list of potentially relevant scholarships that you can review and add to your applications list.

Scholarship Match: A list of scholarships that may be a suitable match for you based on scholarship requirements such as gender, ethnicity, GPA, etc.


National Scholarship Search: An external site hosted by Sallie Mae that provides a list of potential scholarship matches based on personal criteria as associated with Naviance Student.

College Visits

View a list of college visits.

Careers Home

Explore Careers and Interests

 CAREERS AND CLUSTERS
I'm thinking about

Career Cluster Finder

Do What You Are

Career Key

Career Interest Profiler

Careers and Clusters I'm Thinking About: View the careers and clusters that you have added to your favorites.


Career Cluster Finder: Learn what career clusters may be a good match for you based on activities that interest you, personal qualities that you have, and subjects that you enjoy.

Do What You Are: This assessment uses personality types to suggest careers and clusters that might be a good match.

Career Key: Learn about and view careers associated with your Holland Interest codes.

Career Interest Profiler: A career interest assessment that will display all your Holland Code matches. Some schools may not have this assessment enabled.

Roadtrip Nation Interview Archive



0:00 / 2:54

What's in the Archive?

Roadtrip Nation has gone on 52 roadtrips and interviewed 652 leaders creating 5,049 videos broken into 48 themes and 29 interests

Explore More

Explore More: Use this button to explore the Roadtrip Nation Interview Archive. This archive features experts sharing stories about different careers. You can search for a video speaker by name and playlists.

About Me Home

The screenshot shows the Naviance Student 'About Me' home page. At the top, the header includes the Naviance logo and 'Student' status. The main navigation bar has 'About Me' selected. A user profile for 'Jessica Completed' (Class of 2020) is shown with a circular avatar containing 'JC'. Below the header, the page is divided into several sections: 'My Surveys', 'My Assessments', 'My Postsecondary Plans', and 'My Journal'. Callout boxes provide detailed explanations for these sections and other features like 'About Me', 'Assessments in Progress', and 'Documents Shared With Me'.

About Me: View general Account information, build your Resume, view Test Scores, or view/print your full Naviance Student Portfolio.

Assessments in Progress: indicator of the assessment you are currently working on and need to complete.

Assessments to Take: A list of assessments that your school would like you to complete. Click on an assessment to get started.

Surveys in Progress: See a status indicator of the surveys you currently have in progress and need to complete.

Surveys to Take: See a list of surveys that your school would like you to complete. Click on a survey to get started.

My Surveys:

- Surveys Progress
 - Next Step Plan Survey (IN PROGRESS)
 - Sample Survey (02/15/18 COMPLETED)
 - Sample Survey Q (03/15/18 COMPLETED)
- Surveys to Take
 - Alex Career Survey
 - Art Programs Feedback
 - Black and Veatch Job Shadow Survey

My Assessments:

- Assessments in Progress
 - Career Cluster Finder
 - Career Interest Profiler
 - Career key
 - Do What You Are
 - Learning Styles Inventory
 - MI Advantage
 - StrengthsExplorer
- Assessments to Take
 - You have no new assessments.

My Postsecondary Plans:

- COLLEGES I'm thinking about
- CAREERS AND CLUSTERS I'm thinking about
- Game Plan

Documents Shared With Me: View documents that a counselor or teacher has chosen to share just with you.

My Journal:

- Community Service

See all Journal Entries

Colleges I'm Thinking About: A list of schools that you have identified as prospects.

Careers and Clusters I'm Thinking About: View the careers and clusters that you have added to your favorites.

Game Plan: If Game Plan displays under postsecondary plans, it is an indicator that your school would like you to fill out a survey about your plans beyond high school.

My Planner Overview

Overdue shows a list of tasks and to-do items that are overdue and should be completed as soon as possible.

OverviewGoalsTo-Do ListTasks Assigned to Me

Overdue

These are overdue. Do them soon to stay on track.

▲ TO-DO

ACT test prep

OVERDUE Saturday Apr 28, 2018

To-Do

MARK AS DONE

▲ TO-DO

Submit applications

OVERDUE Thursday Apr 26, 2018

To-Do

MARK AS DONE

▲ TASK

Complete 20 Hours of Community Service

OVERDUE Saturday Jul 15, 2017

Assigned by Kyli Bechtold

Upcoming

Calendar ViewList View

← Previous

Sun	Mon	Tue	Wed	Thu	Fri
01	02	03 Make summer to-do list	04	05	06
08	09	10	11	12	13
15	16	17 Add colleges to colleges I'm thinking about list	18 Move American University to Application list	19	20
22	23 Testing todo	24	25 Visit University of Cincinnati	26 ▲ Submit applications	27 Job shadowing day with Mr. Crabb
29	30	01	02	03	04

Recently Completed

✓ Done

Job shadowing day with Mr. Crabb

Friday Apr 27, 2018

To-Do

MARK AS NOT DONE

✓ Done

Visit University of Cincinnati

Wednesday Apr 25, 2018

To-Do

MARK AS NOT DONE

✓ Done

Testing todo

Monday Apr 23, 2018

To-Do

MARK AS NOT DONE

Use the **Upcoming** track of and tasks and to the Calendar different vis

Page 7 of 7
Last Updated: 07/26/18
© 2018 Hobsons. All rights reserved worldwide.