

District Library Program

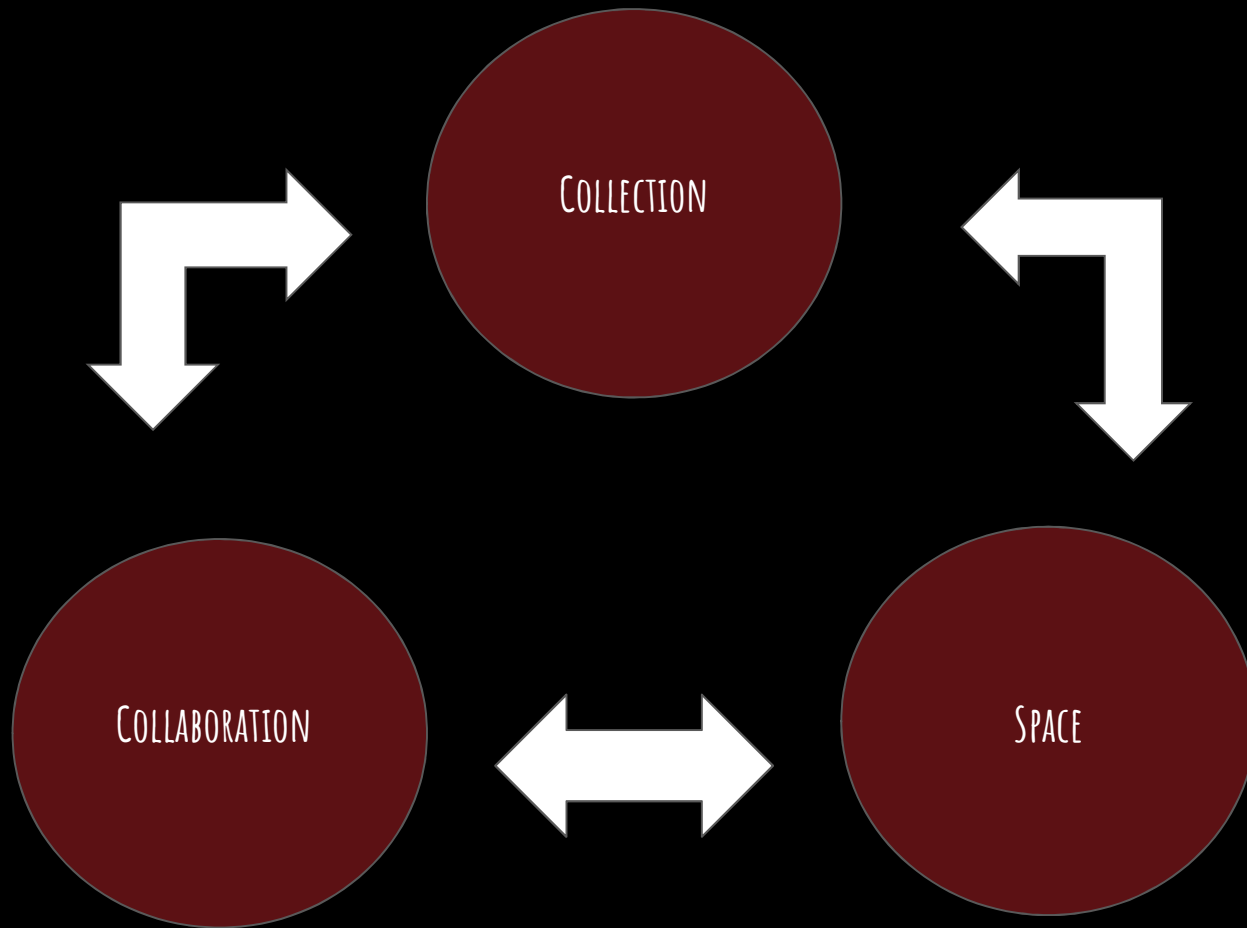
Information Session
June 19, 2019



#323 Library Mission Statement

The Dunlap School Community empowers all students to reach their individual potential.

The Dunlap CUSD Libraries foster the growth of global citizens by providing access to intellectual information in a variety of forms, encouraging the use of technology to become better collaborators, communicators, and critical thinkers in multiple content areas, and promoting independent discovery and self-motivated learning.



- [Destiny Catalog by Follett \(K-12\)](#)
- Identifying Gaps w/ in collections
- Reestablishing program for Teachers
- Gaining positive rapport with Students



District #323 Collection Statistics

Print Collection

Print Collection:

Total Books: 53,758

Valued: \$822,856.11

Books added 2018-2019

Print: 4,571

Valued: \$55,737.64

Total Books Check Out '18-'19

Books: 84,546

Digital Collection

e-book Collection:

Axis 360 via eRead Illinois

Non-Fiction Databases


- Gale
- Encyclopedia Britannica
- World Book (2019)
 - Arabic
 - Spanish
 - Ebooks

Over all Collection Statistics per School


School	Total Cumulative Books	Value of Collection	Average Age of Collection
DHS	5,950	\$156,428.45	1998
DVMS	6,284	\$98,635.55	2009
DMS	6,514	\$101,666.36	2004
HGES	8,184	\$96,488.12	2008
BES	9,512	\$116,719.10	2001
RES	7,222	\$84,597.10	2005
WW	7,270	\$81,167.24	2003
DGS	7,823	\$88,154.19	2002

Library Statistics 2018-2019


School	# of Books added	\$ Value of books added	Total Checked out '18-'19	Library Visits
DHS	362	\$6,629.07	2,705	110/day (~16,500 Ss)
DVMS	662	\$9,796.90	12,321	66/day
DMS	405	\$5,521.14	12,585	69/day
HGES	1,243	\$13,398	19,650	
BES	218	\$2,271.99	8,671	
RES	627	\$6,935.07	11,168	
WW	218	\$2,271.99	8,671	
DGS	471	\$4,657.46	7,168	



COLLECTION



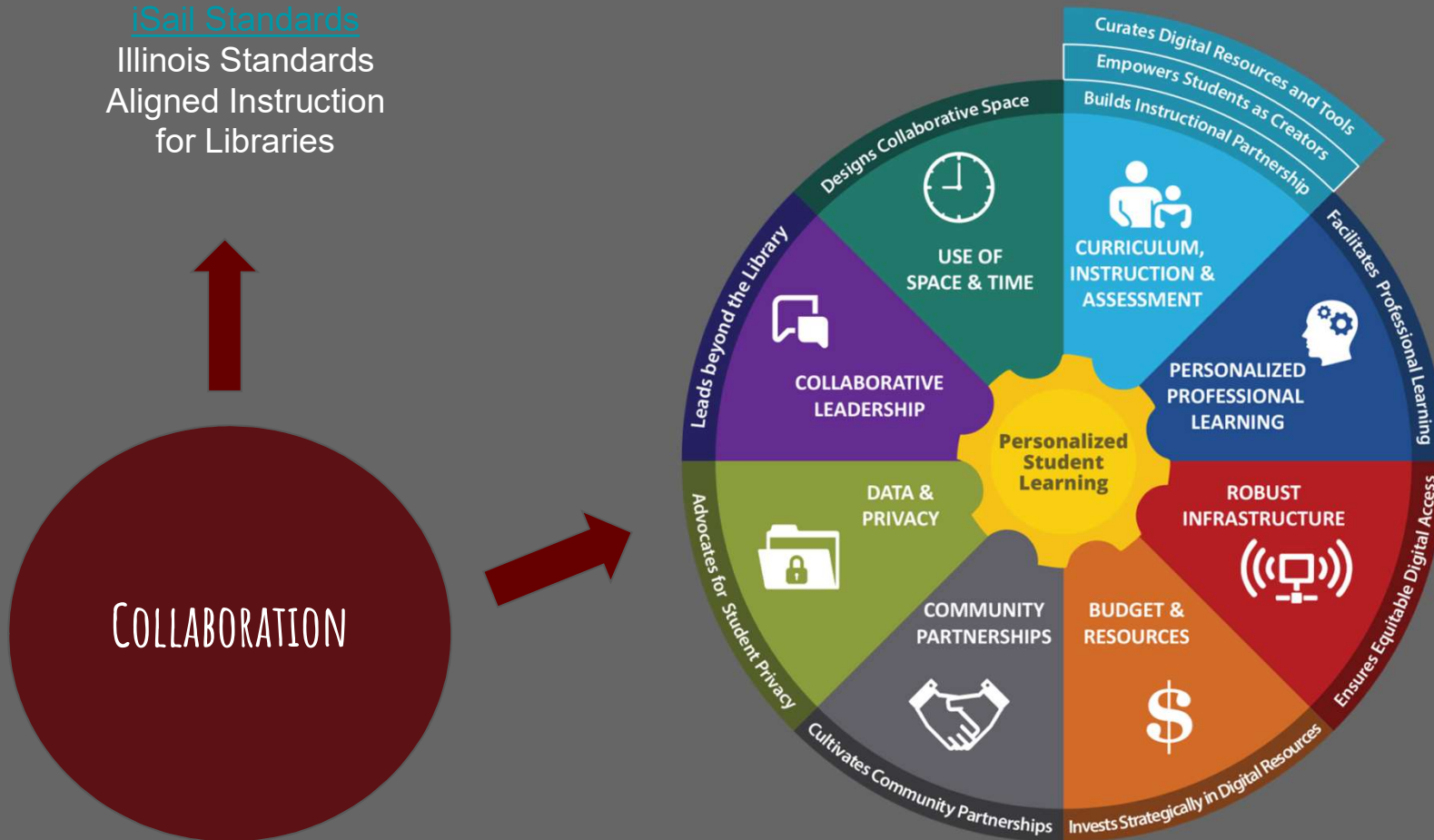
COLLABORATION




SPACE

[iSail Standards](#)
Illinois Standards
Aligned Instruction
for Libraries

Future Ready Librarian Framework

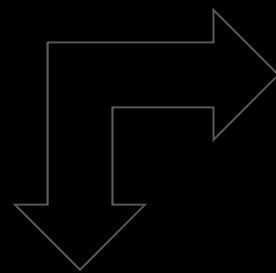





2018 - 2019 School Year

The Library Program has...


1. Hosted ... 7 Follett Book Fairs
2. Hosted ... 3 Barnes and Noble Book Fair
3. Hosted ... 1 Literacy Showcase - DMS
4. Hosted ... 1 Lunch with Loved Ones - BES
5. Hosted ... 1 Podcast
6. Hosted ... 1 Winter Book Drive
7. Hosted ... Staff Book Bingo w/ Tech Coaches
8. Hosted ... 2 Staff Book Tastings
 - a. Peoriapalooza
 - b. Dunlap Institute Day
9. Presented at ... 1 State Conference
10. Participated in ... Numerous teacher meetings
11. Served on ... 1 ILT
12. Donated ~ 500 books different community organizations
13. Helped Lead ... Literacy Focused Faculty meetings



COLLECTION



COLLABORATION



SPACE

Renovation to Library Spaces since 2015

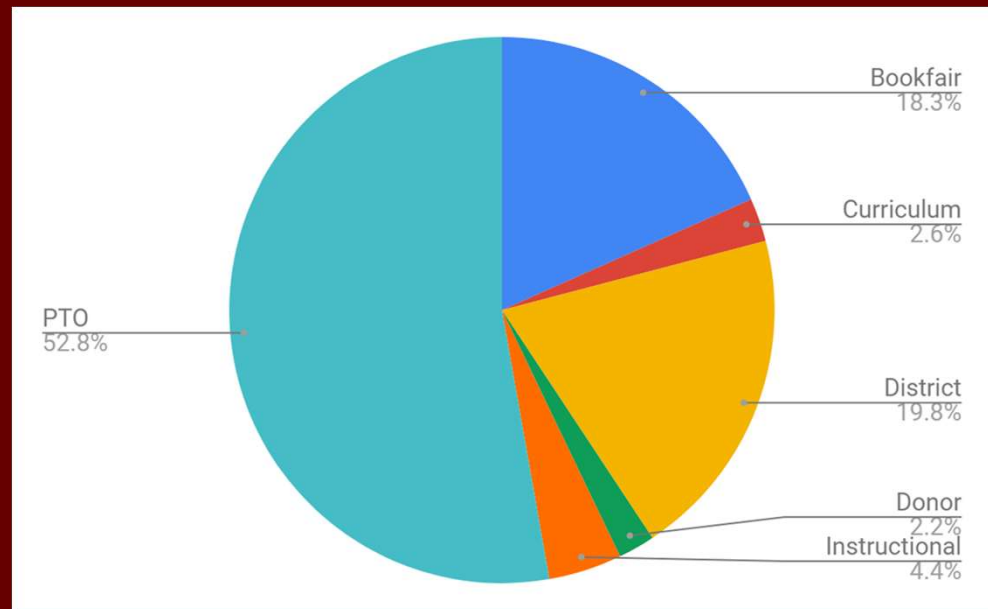
<u>School</u>	<u>Renovation</u>
DHS	Carpet, painting, shelving, furniture, Mobile SMART Board, 16 ft conference table
DVMS	"Learning Zone" collaborative seating for 30 with SMART Board, and 2 55" TVs
DMS	Furniture, and SMART Board
<u>New for 2019 - 2020</u>	
RES	Reading Loft and Window Seats
DGS	Library relocated to new room
DMS	Panther Patio Door, new lights
DHS	New Lights
BES	Additional Shelving

Current DHS Library



Funding

<i>Donor</i>	SUM of \$
Bookfair	\$9,280
Curriculum	\$1,300
District	\$10,000
Donor	\$1,100
Instructional	\$2,200
PTO	\$26,694
Grand Total	\$50,574



Funding

Total Funding includes all donations, etc

School	Ss Population	Total Amounts	Price Per Pupil
BES	347	\$5,450	\$16
DGS	246	\$2,640	\$11
HGES	681	\$10,800	\$16
RES	420	\$4,700	\$11
WW	366	\$6,504	\$18
DMS	683	\$2,950	\$4
DVMS	371	\$6,630	\$18
DHS	1265	\$10,900	\$9
Total:	4379	\$50,574	\$12

Total Funding from District

School	Ss Population	District Funding	Price Per Pupil
BES	347	\$1,000	\$3
DGS	246	\$1,000	\$4
HGES	681	\$1,000	\$1
RES	420	\$1,000	\$2
WW	366	\$1,000	\$3
DMS	683	\$1,000	\$1
DVMS	371	\$1,000	\$3
DHS	1265	\$3,000	\$2
Total:	4379	\$10,000	\$2