

Davis School District
Style Guide

Spring 2019



Davis School District

Introduction

This style guide describes the visual elements that represent Davis School District, including logo, graphic usage and type. These elements are valuable district assets. Anyone responsible for creating materials or designs is expected to follow these guidelines, including internal staff members and vendors performing services. These logo standards help send

a consistent message of who we are. Every staff member is responsible for protecting the district's interests by preventing unauthorized or incorrect use of the Davis School District name and logo.

If you have a graphic standards question not addressed in this guide, please contact us:

Davis School District
45 East State Street
PO Box 588
Farmington UT 84025
801-402-5260
news@dsdmail.net


Colors

Consistency in color throughout all media and graphic productions is essential. When the logo is reproduced, please adhere to these specifications. The Davis School District logo is primarily two colors. A secondary palette is for use in brochures, publications, or on the website when a complementary or accent color is desired.

PRIMARY COLORS



SPOT COLOR: **Pantone 295**
PROCESS COLOR: **C=100, M=85, Y=32, K=20**
RGB COLOR: **R=24, G=57, B=105**
HEX COLOR: **#183969**



SPOT COLOR: **Pantone 537**
PROCESS COLOR: **C=21, M=7, Y=2, K=3**
RGB COLOR: **R=190, G=210, B=227**
HEX COLOR: **#bed2e3**

COMPLEMENTARY COLORS



SPOT COLOR: **Pantone 400**
PROCESS COLOR: **C=6, M=7, Y=13, K=16**
RGB COLOR: **R=207, G=202, B=193**
HEX COLOR: **#cfcac1**



SPOT COLOR: **Pantone 135**
PROCESS COLOR: **C=0, M=21, Y=76, K=0**
RGB COLOR: **R=255, G=202, B=88**
HEX COLOR: **#ffca58**

Logo

Anatomy

The district mark is made up of two elements of the local landscape, the Wasatch Mountains and the Great Salt Lake combined with the letter D. Davis School District is the name of this entity composed of more than 90 public schools located just north of Salt Lake City. The district's "Learning First" is part of its identity. This tagline expresses the significance of students, teachers, parents and all support staff unified in the achievement of excellent education.



Logo Configurations

There are a variety of Davis School District logos available. Abbreviated versions are the D mark and DSD mark. Logo orientations are horizontal and centered, with and without the tagline. Which you use will be appropriate to the available space and intended message.

D mark:



DSD mark:



Horizontal logo no tagline:



Horizontal logo with tagline:



Centered logo no tagline:



Davis School District

Centered logo with tagline:



Davis School District

LEARNING FIRST

Logo

Color Use

For flexibility, all logo variations are provided in full-color, two-color, one-color, and reversed versions. A black and white version is also available.

BLACK:



Davis School District
LEARNING FIRST

FULL-COLOR:



Davis School District
LEARNING FIRST

ONE-COLOR:



Davis School District
LEARNING FIRST




WHITE / REVERSED:



Davis School District
LEARNING FIRST

Logo Spacing

For best impact and easy recognition, the logo should not be crowded by other visual elements. Reserve clear space around it, as indicated by the grid behind each logo:



Logo

Minimum Size

For greatest logo legibility, minimum sizes have been established for maximum recognition.

Take care when resizing any logo to constrain the proportions—meaning, do not stretch it vertically or horizontally (examples on next page).

D mark minimum size:

0.4 inches wide by 0.5 inches tall



DSD mark minimum size:

0.4 inches wide by 0.5 inches tall



Horizontal logo no tag minimum size:

2.5 inches wide by 0.45 inches tall



Davis School District

Horizontal logo with tagline minimum size:
2.5 inches wide by 0.45 inches tall



Davis School District
LEARNING FIRST

Centered logo no tag minimum size:
1.325 inches wide by 0.8 inches tall



Davis School District

Centered logo with tagline minimum size:
1.75 inches wide by 1.2 inches tall



Davis School District
LEARNING FIRST

Logo

Incorrect Usage

For consistency of presentation, here are a few common DO NOTs:

- Do not distort. (Vertical or horizontal manipulation is unacceptable).
- Do not apply incorrect colors.
- Do not apply to active backgrounds.
- Do not incorporate logo into your own logo.
- Do not add your own typeface to logo.
- Do not reduce opacity.



Davis School District



Davis School District

LEARNING FIRST



Davis School District

Logos

Outdated / Retired

These logos are no longer to be used in any Davis School District schools or school communications. Changing the logo by incorporating a district department name is also not allowed.



Fonts

Complementary Typeface Guideline

Employees are to use a clean serif or san serif font in correspondence. Some examples of san serif typefaces are Arial, Helvetica, Avenir, and Univers. (The small features on the ends of strokes in some fonts are known as serifs.) Common serif typefaces are Times New Roman and Garamond.

Using fantasy and script fonts is discouraged.



Arial Bold

**ABCDEFGHIJKLMNOPQRSTUVWXYZ
abcdefghijklmnopqrstuvwxyz
1234567890!@#%&()**

Arial Narrow

**ABCDEFGHIJKLMNOPQRSTUVWXYZ
abcdefghijklmnopqrstuvwxyz
1234567890!@#%&()**

Helvetica Light

abcdefghijklmnopqrstuvwxyz
abcdefghijklmnopqrstuvwxyz
1234567890!@#%&()

Univers Light Condensed

abcdefghijklmnopqrstuvwxyz
abcdefghijklmnopqrstuvwxyz
1234567890!@#%&()

Electronic Files

Formats

Electronic files of all logos in the following formats are available on the district's website under the community relations department, and by request.



.JPEG

(Joint Photographic Experts Group)
for use on white backgrounds



.PNG

(Portable Network Graphics)
full-color lower resolution
compressed file for use on colored
backgrounds; not suitable for print



.EPS

(Encapsulated Post Script)
vector format with high resolution
graphics - suitable for print,
embroidery, screenprinting, etc.



.TIFF

(Tagged Image File Format)
very large, uncompressed file

Other file types available by request:

GIF (Graphics Interchange Format) - large,
compressed file for web use, not suitable for print.

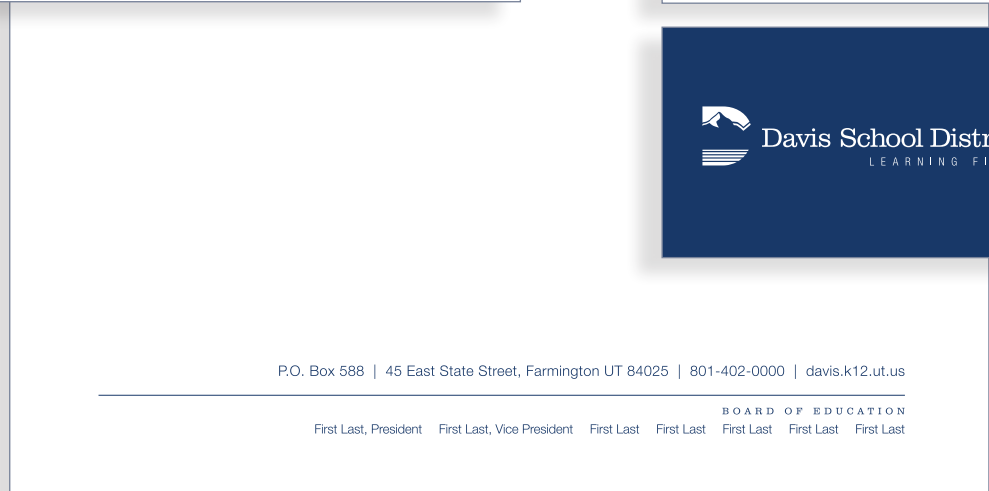
AI (Adobe Illustrator) - vector formats suitable for all
formats.

PDF (Portable Document Format) - viewable format
and easy to share.

Business Papers

Letterhead, Envelope, Business Cards

For your reference, the current design of business papers are shown here.



Business Papers for Schools

Letterhead, Business Cards

For your reference, a standardized design of business papers for schools are shown here.

