









Five-in-a-Row

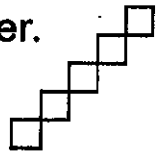
You need

- 2 dot cubes 
- 20 counters 
- gameboard







Play with a partner. Work together.

- 1 Player 1 rolls two cubes. 
- 2 Player 1 adds  + .
- 3 Player 1 covers that sum on the gameboard.
- 4 Player 2 takes a turn, following steps 1–3.
- 5 If the sum is already covered, roll again.
- 6 The game is over when all of the numbers in one row are covered. The numbers can go across , down , or corner to corner.



More Ways to Play

- Play with different gameboards.
- Play with 1 dot cube and 1 number cube.  
- Play with 2 number cubes.  

Name _____

Date _____



How Many of Each?

Five-in-a-Row Gameboard A

2	3	4	5	6
6	7	7	8	9
10	11	12	11	10
9	8	7	7	6
6	5	4	3	2

© Pearson Education 1