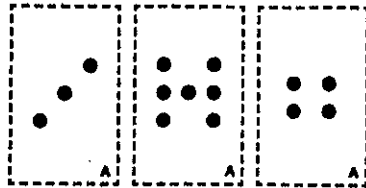


Compare Dots

You need

- Dot Cards




Play with a partner.

- 1 Deal the cards facedown.
- 2 Both players turn over the top card.
- 3 The player with more dots says "Me!" and takes the cards. If the cards are the same, each player turns over another card.
- 4 Keep turning over cards. Each time, the player with more dots says "Me!" and takes the cards.
- 5 The game is over when there are no more cards to turn over.

More Ways to Play

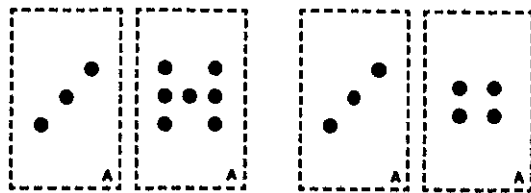
- The player with **fewer** dots says "Me!"
- Play with 3 players.



Double Compare Dots

You need

- Dot Cards



Play with a partner.

- 1 Deal the cards facedown.
- 2 Both players turn over their top two cards.
- 3 The player with cards having more dots says "Me!" and takes the cards. If both pairs of cards have the same number of dots, both players turn over two more cards.
- 4 Keep turning over two cards. Each time, the player with more dots says "Me!" and takes the cards.
- 5 The game is over when there are no more cards in the deck.

More Ways to Play

- The player whose cards have **fewer** dots says "Me!"
- Play with 3 players.









Name _____

Date _____

How Many of Each?

Dot Cards, Set A



 <p>A</p>	 <p>A</p>
 <p>A</p>	 <p>A</p>
 <p>A</p>	 <p>A</p>
 <p>A</p>	 <p>A</p>

© Pearson Education 1