


# Big Ideas Math® Game Closet




## Fun with Fractions

### Materials:

• A deck of cards with numbers 1–10

• Four cards labeled: +, −, ×, ÷




The teacher tells the students which operation cards to use. (Students can practice 1–4 operations.)

### Directions:

Play in groups of two.

One player shuffles the deck of cards and deals four cards, face down, to each player. The other player places the operation cards face down, mixes them and selects one by turning it over.

Each student arranges their cards into two fractions and performs the selected operation. Students then compare their answers. The student with the higher answer wins the round and receives 1 point. After each round, students reshuffle both sets of cards and deal again.



### Who Wins?

Students can play for a set number of minutes, with higher score winning, or they can play to a set number of points.

### Variation:

The student with the lower answer wins the round.

													
---	---	--	---	---	--	--	---	--	--	---	---	--	---

\*\*For more durable cards, cut cards into groups of four (2 on top, 2 on bottom) and glue onto index cards before cutting apart.\*\*