



KIPP Heartwood Academy

Alum Rock Union Elementary School District
October 11, 2018

My Journey to KIPP Heartwood



Our Mission



KIPPHeartwood
ACADEMY

The mission of KIPP Heartwood Academy is to deepen in the students of East San Jose the knowledge, skills, character, and intellectual habits needed to excel in college and make positive change every single day.



KIPPBAY AREA
PUBLIC SCHOOLS

Our Students

414 students in grades 5-8*

86%

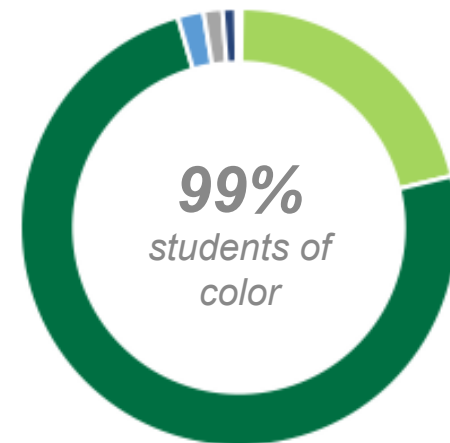
*are socioeconomically
disadvantaged*

23%

are English Learners

10%

*qualify for special education
services*



- 74% Hispanic or Latino
- 21% Asian
- 2% Filipino
- 1% Pacific Islander
- 1% White


*Data from SY 2017-2018

What makes KIPP Heartwood special?




Positive School Culture

- Trusting relationships between staff, students, and families
- Family Engagement
- Restorative Practices
- Enrichments



Excellent Instruction

- Strong teacher development through coaching
- Rigorous curriculum
- Culture of growth for students and staff



High Achievement

- Strong and sustained academic results
- A high bar for all
- Tailored support

Positive School Culture



*Restorative Practices and
Social-Emotional Learning*



*Strong, Trusting Relationships
Between Students, Families, and Staff*



Enrichment



Family Engagement

Our Community Partners



KIPP: BAY AREA
PUBLIC SCHOOLS

Excellent Instruction



**Strong teacher
development through
coaching**



Rigorous curriculum



**Culture of growth for
students and staff**

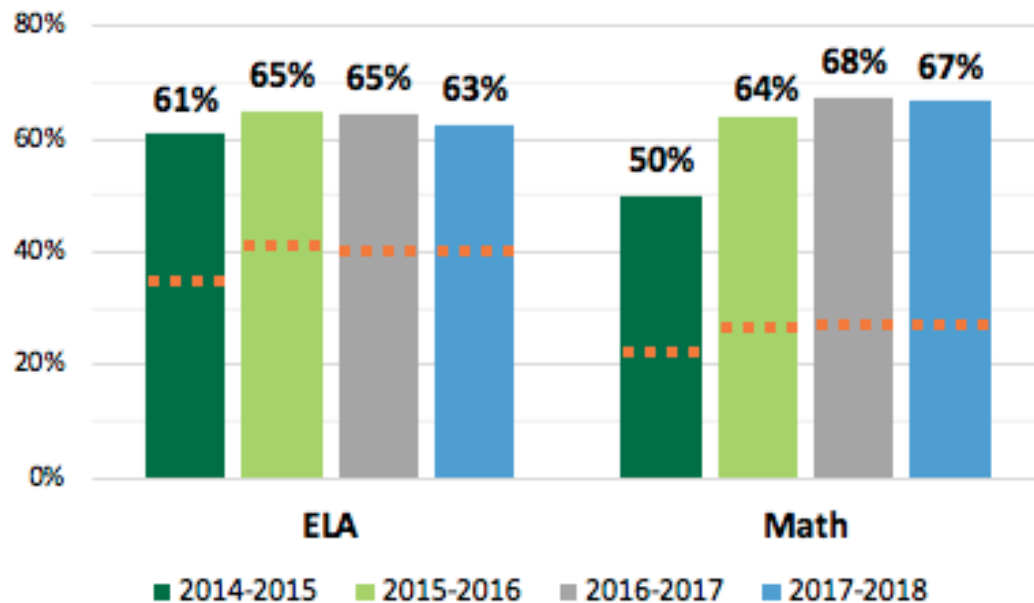
SPED Students: *Tailored support*

Specialized Teaching Program (STP)



Strong and Sustained Student Achievement

*% of Students Meeting or Exceeding Standards
SBAC (2014-2017)**



Source: CDE

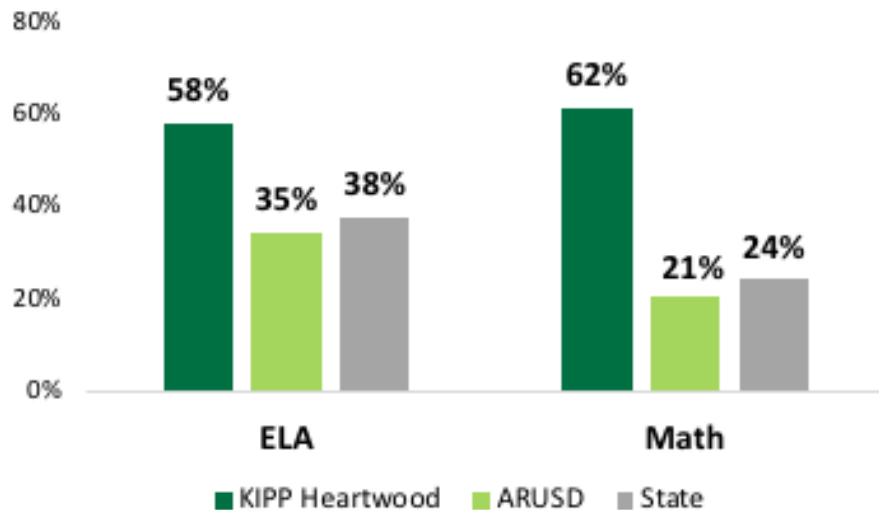
* District scores are represented by the orange dotted line. ■ ■ ■ ■

The % are weighted averages to match the grades served by KIPP Heartwood in all graphs.

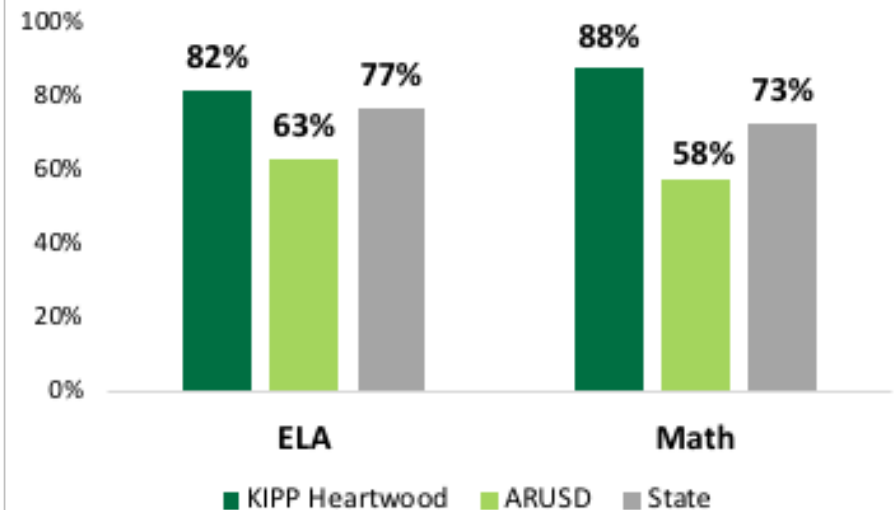
A High Bar for All Students

*% of Students Meeting or Exceeding Standards
SBAC 2017-2018*

Hispanic or Latino Students



Asian Students



Source: CDE

Special Populations: *Excelling in Math*

SBAC

% Meeting or Exceeding Standards on SBAC Math has increased...*

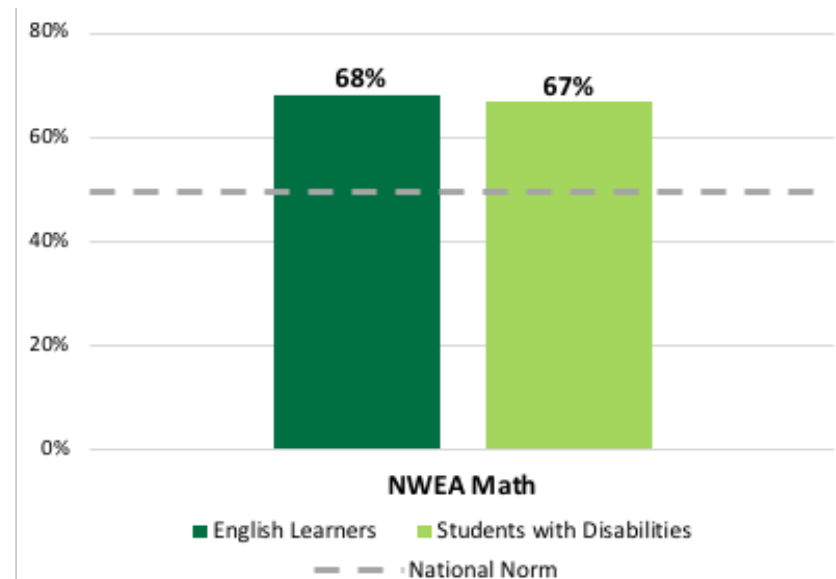
...by **16 percentage points** for students with disabilities

...by **10 percentage points** for English Learners

* % increase measured from Spring 2015 to Spring 2018

NWEA MAP

Meeting growth goals at higher rates than the national norm *for all students*



KIPP Heartwood Honors & Recognition



Finding Ways to Get Better

2018-2019 School Priorities



Equity

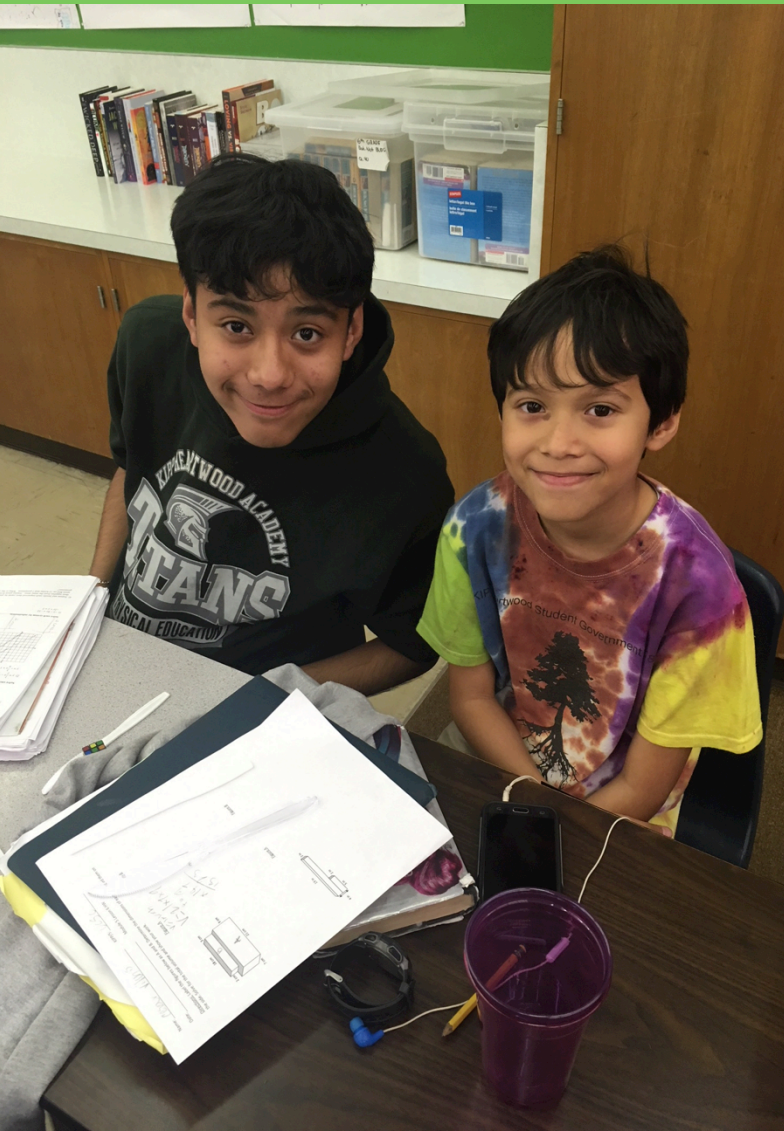


Response to Intervention



**Restorative and
Inclusive School
Culture**

Thank You!



**ALL OF
US WILL
LEARN.**