

BRIDGEWATER-RARITAN REGIONAL SCHOOL DISTRICT

2018- 2019
Public Hearing

Mr. Russell Lazovick, Superintendent
Mr. Peter F. Starrs, Business Administrator

Presented:
April 24, 2018
Board of Education Meeting



Budget Development

Enrollment
Facility Plans
Program evaluation
Staffing
Technology Plan



Considerations

Special Requests *Per pupil allotments*

**Fee
Increases**



**Co-curricular/
Athletic
Accounts**

Transportation

Budget 101

\$ coming in
(Revenues) =
\$ going out
(Expenditures)

Budget Drivers and Sustainability



□ Salaries – 59%



□ Benefits – 18%

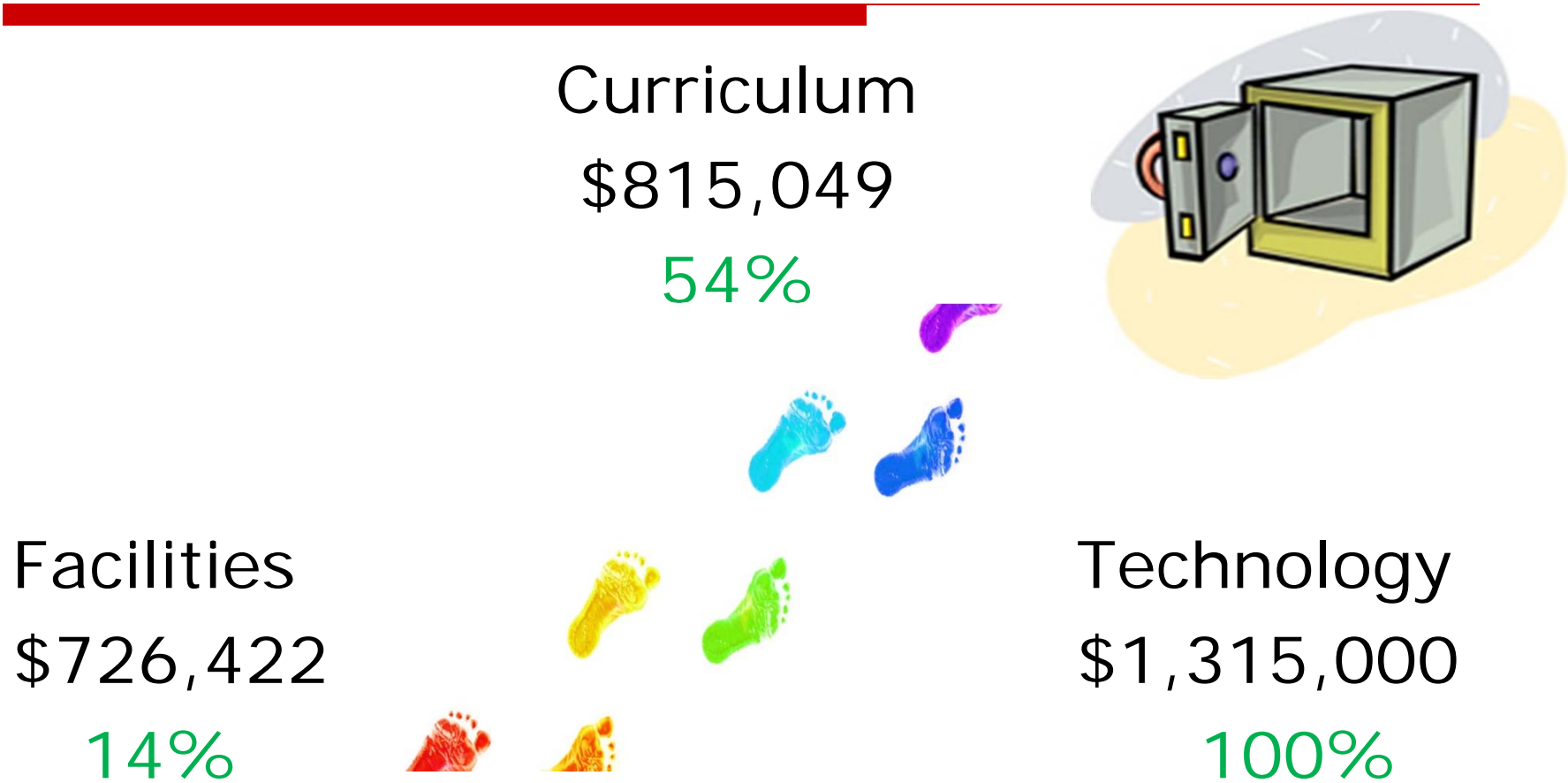


□ All else – 23%

Staffing

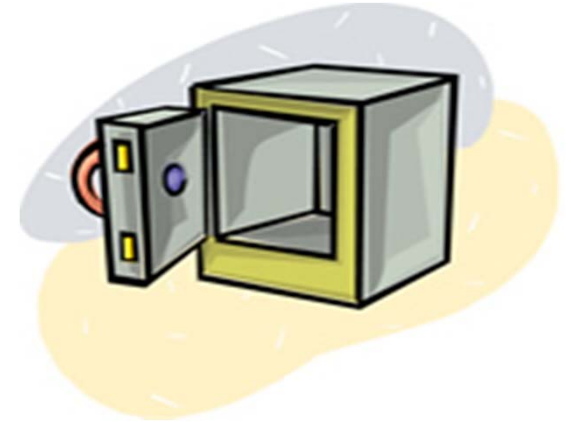
- Process
- Annual staffing reviews
- Impact
- 20 certificated staff
- 15.5 support staff

Permanent Allocations – 1st steps




Permanent Allocations – 2nd steps

Curriculum
\$1,015,049
68%



Facilities
\$3,799,075
84%



Technology
\$1,315,000
100%

Curriculum

□ Curriculum

- K-12 Social Studies (new courses, textbooks, curr. revision)
- K-12 Media Science (MakerSpaces, curr. development)
- K-6 Technology (Coding, robotics, curr. development)

Technology

□ Technology

- Staff devices
- Maintain 2 to 1 student ratio
- Smartboard and Projector replenishment
- Supports most of K-6 technology review recommendations

Facility Improvements

- ❑ Fire Alarm replacements
 - High School
 - Hillside
 - Milltown
 - Bradley Gardens
- ❑ High School Gym floor replacement
- ❑ Paving improvements
 - Adamsville
 - Van Holten
 - Bradley Gardens
- ❑ Security improvements

Exceeding Tax Levy Cap

- ❖ Required to "exhaust all spending authority authorized" first

ADJUSTMENT WAIVERS

- ❑ Increase in Health Care Cost (\$1.9M)

BANKED CAP

- ❑ 2015-16 \$1,391,233
- ❑ 2016-17 \$60,611

Revenues

	<u>17-18 Budget</u>	<u>18-19 Budget</u>	<u>% Difference</u>
Tax Levy	\$134,459,028	\$140,482,449	4.48%
State Aid	\$9,648,898	\$10,125,983	4.94%
Other (fund balance, investment income, facility rentals, etc.)	\$6,697,702	\$6,741,000	.64%
Total	\$150,805,628	\$157,349,432	4.34%

Tax Rate Calculation - 2018

Bridgewater


Average Assessment	\$437,361
School Tax Rate (increase of 3.86%)	1.434413
School Taxes	\$ 6,273.56
Increase per \$100K of assessment	\$ 53.26

Raritan

Average Assessment	\$340,835
School Tax Rate (increase of 2.411%)	1.341372
School Taxes	\$ 4,571.87
Increase per \$100K of assessment	\$ 31.59

Listening

- County Review and Approval
- Budget Public forums
 - April 10 Senior Center
 - April 16 John F. Kennedy
 - April 18 Middle School
- Board of Education Meetings
 - March 19th
 - April 10th
 - April 24th



April 24, 2018