

BRIDGEWATER-RARITAN REGIONAL SCHOOL DISTRICT

2017- 2018
Tentative Budget

Mr. Russell Lazovick, Superintendent
Mr. Peter F. Starrs, Business Administrator

Presented:
March 16, 2017
Board of Education Meeting



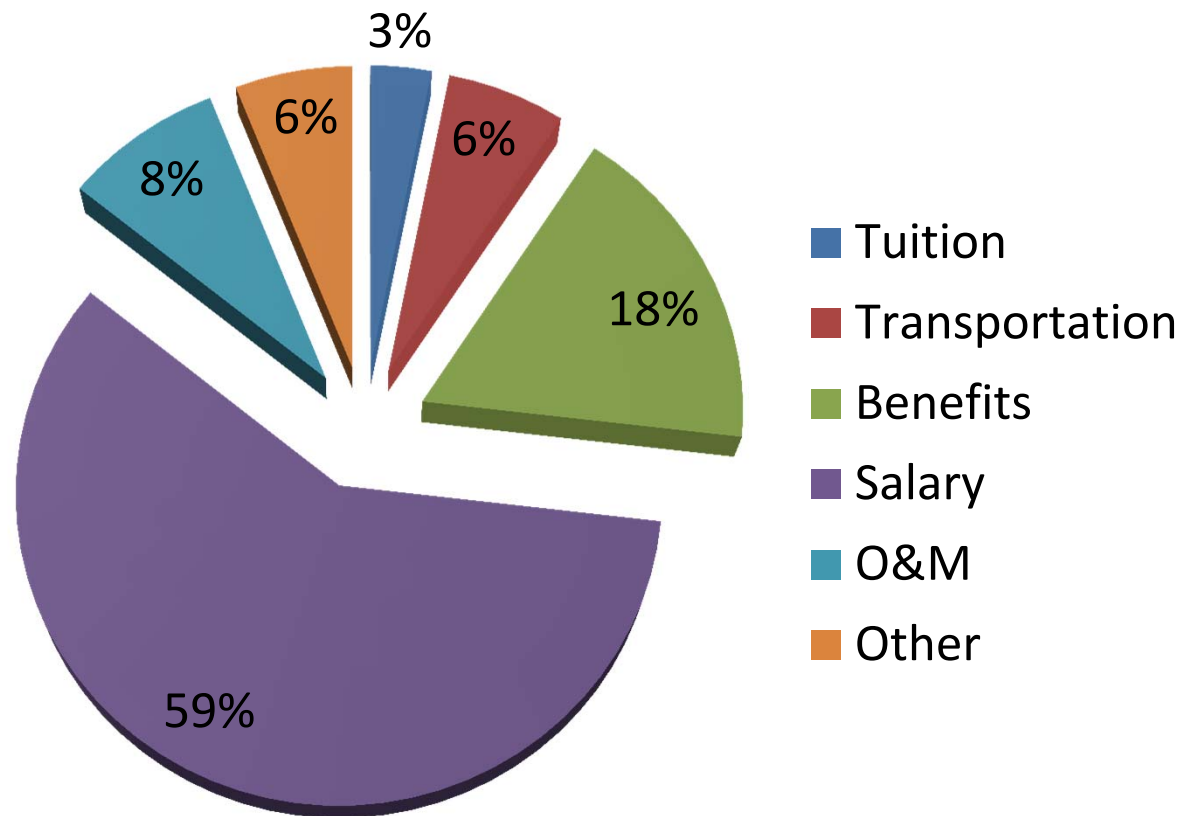
Budget Development

Enrollment
Facility Plans
Program evaluation
Staffing
Technology Plan



March 14, 2017

Budget Expenses



Special Education program expansion

- Autism program
- PreK program
- Behavioral program
- Multiple Disabled program

Staffing costs = \$1,049,000

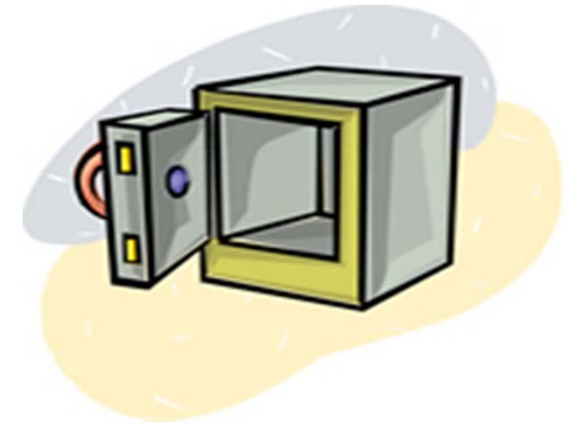
New Full Time Staff

- 1 Pre K Teacher
- 1 BD Teacher
- 1 MD teacher
- 1 HS Math Teacher
- 1 Assistant Superintendent
- 2 Autism Teachers
- 11 Instructional Assistants

Total Cost = \$1.2M

Permanent Allocations – 1st steps

Curriculum
\$815,049



Facilities
\$726,422

Technology
\$1,315,000



Facility Projects

- Work to be funded via Capital Reserve or General Operating Budget
 - BRHS 100 roof replacement
 - BRHS 900 roof top units replacement
 - BRHS 300 re-wiring project
 - Hamilton paving improvements
 - Technology back end equipment
 - Gym dividers at Eisenhower and BRHS

Curriculum and Instruction

- ❑ Supports the 5 Year Program Review
- ❑ Invests in Professional Development for Staff
- ❑ Curriculum alignment to NJSLS
- ❑ Instructional Software for Students



Technology

- ❑ Primary Computer lab replacements
- ❑ Chromebook replacements
- ❑ Teacher device replacements
- ❑ Projection device replacements



March 14, 2017

General Fund Operating Budget History

<u>Year</u>	<u>Expenditures</u>	<u>Difference</u>
2017-2018	\$150,620,857	3.00%
2016-2017	\$146,226,814	1.13%
2015-2016	\$144,591,253	1.07%
2014-2015	\$143,063,905	2.54%
2013-2014	\$139,515,108	2.97%
2012-2013	\$135,495,733	4.31%

Where does our funding come from?

	<u>16-17 Budget</u>	<u>17-18 Budget</u>	<u>% Difference</u>
Tax Levy	\$129,859,985	\$134,459,028	3.54%
State Aid	\$9,445,829	\$9,464,127	0.19%
Other (fund balance, investment income, facility rentals, etc.)	\$6,921,000	\$6,716,000	-2.96%
Total	\$146,226,814	\$150,620,857	3.00%

General Fund Tax Levy History

<u>Year</u>	<u>Tax Levy</u>	<u>% Incr.</u>
2017-2018	\$134,459,028	3.54%
2016-2017	\$129,859,985	1.95%
2015-2016	\$127,373,133	2.00%
2014-2015	\$124,875,621	1.86%
2013-2014	\$122,590,785	1.86%
2012-2013	\$120,346,649	1.00%

Tax Rate Calculation - 2017


Bridgewater

Average Assessment	\$426,854
School Tax Rate	1.415278
School Taxes	\$ 6,041.17
Increase per \$100K of assessment	\$ 24.37

Raritan

Average Assessment	\$319,815
School Tax Rate	1.361713
School Taxes	\$ 4,354.96
Increase per \$100K of assessment	\$ 40.34

Public Hearing
April 25, 2017



March 14, 2017