

CERTIFICATE OF ANALYSIS

Client: TTI Environmental Inc.
1253 North Church St.
Moorestown NJ 08057

Report Date: 4/5/2017
Report No.: 533196 - Lead Water
Project: Van Holten: Bridgewater-Raritan
Project No.: 16-1944

Client: TTI379

LEAD WATER SAMPLE ANALYSIS SUMMARY

Lab No.:6190696 **Location:**Nurse Office-Faucet **Result(ppb):**<2.00
Client No.:VH-NS-OFF

Lab No.:6190697 **Location:**Teacher's lounge-Faucet **Result(ppb):**<2.00
Client No.:VH-TL-C12

Lab No.:6190698 **Location:**ARR-Fountain **Result(ppb):**<2.00
Client No.:VH-WC-APR

Lab No.:6190699 **Location:**Kitchen-Faucet **Result(ppb):**<2.00
Client No.:VH-KC1-Kit

Lab No.:6190700 **Location:**Kitchen-Fountain **Result(ppb):**36.9
Client No.:VH-KC2-Kit

Lab No.:6190701 **Location:**B Wing-Fountain **Result(ppb):**2.20
Client No.:VH-HDW1-BW


Lab No.:6190702 **Location:**B3-Faucet **Result(ppb):**4.50
Client No.:VH-CS-B3


Lab No.:6190703 **Location:**B3-Fountain **Result(ppb):**<2.00
Client No.:VH-DW-B3

Lab No.:6190704 **Location:**B4-Faucet **Result(ppb):**10.0
Client No.:VH-CS-B4

Lab No.:6190705 **Location:**B4-Fountain **Result(ppb):**2.50
Client No.:VH-DW-B4

Please refer to the Appendix of this report for further information regarding your analysis.

Date Received: 3/30/2017
Date Analyzed: 04/04/2017
Signature: 
Analyst: Mark Stewart

Approved By: 
Frank E. Ehrenfeld, III
Laboratory Director

CERTIFICATE OF ANALYSIS

Client: TTI Environmental Inc.
1253 North Church St.
Moorestown NJ 08057

Report Date: 4/5/2017
Report No.: 533196 - Lead Water
Project: Van Holten: Bridgewater-Raritan
Project No.: 16-1944

Client: TTI379

LEAD WATER SAMPLE ANALYSIS SUMMARY

Lab No.:6190706 **Location:**B5-Faucet **Result(ppb):**6.30
Client No.:VH-CS-B5

Lab No.:6190707 **Location:**B5-Fountain **Result(ppb):**3.70
Client No.:VH-DW-B5

Lab No.:6190708 **Location:**B6-Faucet **Result(ppb):**9.20
Client No.:VH-CS-B6

Lab No.:6190709 **Location:**B6-Fountain **Result(ppb):**3.00
Client No.:VH-DW-B6

Lab No.:6190710 **Location:**B7-Faucet **Result(ppb):**7.70
Client No.:VH-CS-B7

Lab No.:6190711 **Location:**B7-Fountain **Result(ppb):**5.80
Client No.:VH-DW-B7

Lab No.:6190712 **Location:**B8-Faucet **Result(ppb):**7.00
Client No.:VH-CS-B8

Lab No.:6190713 **Location:**B8-Fountain **Result(ppb):**5.90
Client No.:VH-DW-B8

Lab No.:6190714 **Location:**Gym Hall-Fountain **Result(ppb):**<2.00
Client No.:VH-WC-GH

Lab No.:6190715 **Location:**B9-Faucet **Result(ppb):**7.00
Client No.:VH-CS-B9

Please refer to the Appendix of this report for further information regarding your analysis.

Date Received: 3/30/2017

Date Analyzed: 04/04/2017

Signature: 

Analyst: Mark Stewart

Approved By: 

Frank E. Ehrenfeld, III
Laboratory Director

CERTIFICATE OF ANALYSIS

Client: TTI Environmental Inc.
1253 North Church St.
Moorestown NJ 08057


Report Date: 4/5/2017
Report No.: 533196 - Lead Water
Project: Van Holten: Bridgewater-Raritan
Project No.: 16-1944


Client: TTI379

LEAD WATER SAMPLE ANALYSIS SUMMARY

Lab No.: 6190716 Client No.: VH-DW-B9	Location: B9-Fountain	Result(ppb): 10.9
Lab No.: 6190717 Client No.: VH-CS-B10	Location: B10-Faucet	Result(ppb): <2.00
Lab No.: 6190718 Client No.: VH-CS-B12	Location: B12-Faucet	Result(ppb): 35.2
Lab No.: 6190719 Client No.: VH-DW-B12	Location: B12-Fountain	Result(ppb): 2.60
Lab No.: 6190720 Client No.: VH-HDW2-BW	Location: B Wing-Fountain	Result(ppb): <2.00
Lab No.: 6190721 Client No.: VH-CS-C11	Location: C11-Faucet	Result(ppb): 11.4
Lab No.: 6190722 Client No.: VH-DW-C11	Location: C11-Fountain	Result(ppb): 10.5
Lab No.: 6190723 Client No.: VH-HDW-CW	Location: C Wing-Fountain	Result(ppb): 3.10
Lab No.: 6190724 Client No.: VH-CS-C10	Location: C10-Faucet	Result(ppb): 12.0
Lab No.: 6190725 Client No.: VH-DW-C10	Location: C10-Fountain	Result(ppb): 3.80

Please refer to the Appendix of this report for further information regarding your analysis.

Date Received: 3/30/2017
Date Analyzed: 04/04/2017
Signature: 
Analyst: Mark Stewart

Approved By: 
Frank E. Ehrenfeld, III
Laboratory Director

CERTIFICATE OF ANALYSIS

Client: TTI Environmental Inc.
1253 North Church St.
Moorestown NJ 08057

Report Date: 4/5/2017
Report No.: 533196 - Lead Water
Project: Van Holten: Bridgewater-Raritan
Project No.: 16-1944

Client: TTI379

LEAD WATER SAMPLE ANALYSIS SUMMARY

Lab No.:6190726 **Location:**A1-Faucet **Result(ppb):**<2.00
Client No.:VH-CS-A1

Lab No.:6190727 **Location:**A1-Fountain **Result(ppb):**2.40
Client No.:VH-DW-A1

Lab No.:6190728 **Location:**A2-Faucet **Result(ppb):**2.90
Client No.:VH-CS-A2

Lab No.:6190729 **Location:**A2-Fountain **Result(ppb):**<2.00
Client No.:VH-DW-A2

Lab No.:6190730 **Location:**A Wing-Fountain **Result(ppb):**9.90
Client No.:VH-HDW1-AW

Lab No.:6190731 **Location:**A Wing-Fountain **Result(ppb):**9.20
Client No.:VH-HDW2-AW


Lab No.:6190732 **Location:**A4-Faucet **Result(ppb):**<2.00
Client No.:VH-CS-A4


Lab No.:6190733 **Location:**A4-Fountain **Result(ppb):**<2.00
Client No.:VH-DW-A4

Lab No.:6190734 **Location:**A5-Faucet **Result(ppb):**2.00
Client No.:VH-CS-A5

Lab No.:6190735 **Location:**A5-Fountain **Result(ppb):**<2.00
Client No.:VH-DW-A5

Please refer to the Appendix of this report for further information regarding your analysis.

Date Received: 3/30/2017
Date Analyzed: 04/04/2017
Signature: 
Analyst: Mark Stewart

Approved By: 
Frank E. Ehrenfeld, III
Laboratory Director

CERTIFICATE OF ANALYSIS

Client: TTI Environmental Inc.
1253 North Church St.
Moorestown NJ 08057


Report Date: 4/5/2017
Report No.: 533196 - Lead Water
Project: Van Holten: Bridgewater-Raritan
Project No.: 16-1944


Client: TTI379

LEAD WATER SAMPLE ANALYSIS SUMMARY

Lab No.: 6190736 Client No.: VH-CS-A6	Location: A6-Faucet	Result(ppb): 4.50
Lab No.: 6190737 Client No.: VH-DW-A6	Location: A6-Fountain	Result(ppb): 8.80
Lab No.: 6190738 Client No.: VH-CS-A7	Location: A7-Faucet	Result(ppb): 2.70
Lab No.: 6190739 Client No.: VH-DW-A7	Location: A7-Fountain	Result(ppb): 2.60
Lab No.: 6190740 Client No.: VH-CS-A8	Location: A8-Faucet	Result(ppb): <2.00
Lab No.: 6190741 Client No.: VH-DW-A8	Location: A8-Fountain	Result(ppb): 2.20
Lab No.: 6190742 Client No.: VH-CS-A9	Location: A9-Faucet	Result(ppb): <2.00
Lab No.: 6190743 Client No.: VH-DW-A9	Location: A9-Fountain	Result(ppb): 3.10
Lab No.: 6190744 Client No.: VH-CS-A10	Location: A10-Faucet	Result(ppb): 14.1
Lab No.: 6190745 Client No.: VH-DW-A10	Location: A10-Fountain	Result(ppb): 2.60

Please refer to the Appendix of this report for further information regarding your analysis.

Date Received: 3/30/2017
Date Analyzed: 04/04/2017
Signature: 
Analyst: Mark Stewart

Approved By: 
Frank E. Ehrenfeld, III
Laboratory Director

CERTIFICATE OF ANALYSIS

Client: TTI Environmental Inc.
1253 North Church St.
Moorestown NJ 08057

Report Date: 4/5/2017
Report No.: 533196 - Lead Water
Project: Van Holten: Bridgewater-Raritan
Project No.: 16-1944

Client: TTI379

LEAD WATER SAMPLE ANALYSIS SUMMARY

Lab No.:6190746 **Location:**A11-Faucet **Result(ppb):**2.70
Client No.:VH-CS-A11

Lab No.:6190747 **Location:**A11-Fountain **Result(ppb):**2.40
Client No.:VH-DW-A11

Lab No.:6190748 **Location:**A12-Faucet **Result(ppb):**2.70
Client No.:VH-CS-A12

Lab No.:6190749 **Location:**A12-Fountain **Result(ppb):**<2.00
Client No.:VH-DW-A12

Lab No.:6190750 **Location:**N4-Faucet **Result(ppb):**<2.00
Client No.:VH-CS-N4

Lab No.:6190751 **Location:**N4-Fountain **Result(ppb):**<2.00
Client No.:VH-DW-N4

Lab No.:6190752 **Location:**N3-Faucet **Result(ppb):**<2.00
Client No.:VH-CS-N3

Lab No.:6190753 **Location:**N3-Fountain **Result(ppb):**2.80
Client No.:VH-DW-N3

Lab No.:6190754 **Location:**N2-Faucet **Result(ppb):**<2.00
Client No.:VH-CS-N2

Lab No.:6190755 **Location:**N2-Fountain **Result(ppb):**<2.00
Client No.:VH-DW-N2

Please refer to the Appendix of this report for further information regarding your analysis.

Date Received: 3/30/2017

Date Analyzed: 04/04/2017

Signature: 

Analyst: Mark Stewart

Approved By: 

Frank E. Ehrenfeld, III
Laboratory Director

CERTIFICATE OF ANALYSIS

Client: TTI Environmental Inc.
1253 North Church St.
Moorestown NJ 08057

Report Date: 4/5/2017
Report No.: 533196 - Lead Water
Project: Van Holten: Bridgewater-Raritan
Project No.: 16-1944

Client: TTI379

LEAD WATER SAMPLE ANALYSIS SUMMARY

Lab No.:6190756 **Location:**N1-Faucet **Result(ppb):**<2.00
Client No.:VH-CS-N1


Lab No.:6190757 **Location:**N1-Fountain **Result(ppb):**<2.00
Client No.:VH-DW-N1


Lab No.:6190758 **Location:**N5-Faucet **Result(ppb):**<2.00
Client No.:VH-CS-N5

Lab No.:6190759 **Location:**N5-Faucet **Result(ppb):**<2.00
Client No.:VH-DW-N5

Lab No.:6190760 **Location:**Blank **Result(ppb):**<2.00
Client No.:Blank

Please refer to the Appendix of this report for further information regarding your analysis.

Date Received: 3/30/2017
Date Analyzed: 04/04/2017
Signature: 
Analyst: Mark Stewart

Approved By: 
Frank E. Ehrenfeld, III
Laboratory Director

CERTIFICATE OF ANALYSIS

Client: TTI Environmental Inc.
1253 North Church St.
Moorestown NJ 08057

Report Date: 4/5/2017
Report No.: 533196 - Lead Water
Project: Van Holten: Bridgewater-Raritan
Project No.: 16-1944

Client: TTI379

Appendix to Analytical Report:

Customer Contact: TTI Reports

Analysis: AAS-GF - ASTM D3559-08D, USEPA 40CFR 141.11B, 2010

This appendix seeks to promote greater understanding of any observations, exceptions, special instructions, or circumstances that the laboratory needs to communicate to the client concerning the above samples. The information below is used to help promote your ability to make the most informed decisions for you and your customers. Please note the following points of contact for any questions you may have.

iATL Customer Service: customerservice@iatl.com

iATL Office Manager: cdavis@iatl.com

iATL Account Representative: Shirley Clark

Sample Login Notes: See Batch Sheet Attached

Sample Matrix: Water

Exceptions Noted: See Following Pages

General Terms, Warrants, Limits, Qualifiers:

General information about iATL capabilities and client/laboratory relationships and responsibilities are spelled out in iATL policies that are listed at www.iATL.com and in our Quality Assurance Manual per ISO 17025 standard requirements. The information therein is a representation of iATL definitions and policies for turnaround times, sample submittal, collection media, blank definitions, quantification issues and limit of detection, analytical methods and procedures, sub-contracting policies, results reporting options, fees, terms, and discounts, confidentiality, sample archival and disposal, and data interpretation.

iATL warrants the test results to be of a precision normal for the type and methodology employed for each sample submitted. iATL disclaims any other warrants, expressed or implied, including warranty of fitness for a particular purpose and warranty of merchantability. iATL accepts no legal responsibility for the purpose for which the client uses test results. Any analytical work performed must be governed by our Standard Terms and Conditions. Prices, methods and detection limits may be changed without notification. Please contact your Customer Service Representative for the most current information.

This confidential report relates only to those item(s) tested and does not represent an endorsement by NIST-NVLAP, AIHA LAP LLC, or any agency of local, state or province governments nor of any agency of the U.S. government.

This report shall not be reproduced except in full, without written approval of the laboratory.

Information Pertinent to this Report:

Analysis by AAS Graphite Furnace:

- ASTM D3559-08D, USEPA 40CFR 141.11B, 2010

- USEPA 200.9Pb, AAS-GF, RL <2 ppb/sample

- USEPA SW 846-7000B:7421 - Pb(AAS-GF, RL <2 ppb/sample)

Certification:

- NYS-DOH No. 11021

- NJDEP No. 03863

Regulatory limit for lead in drinking water is 15.0 parts per billion as cited in EPA 40 CFR 141.11 National Primary Drinking Water Regulations, Subpart B: Maximum contaminant levels for inorganic chemicals.

All results are based on the samples as received at the lab. iATL assumes that appropriate sampling methods have been used and that the data upon which these results are based have been accurately supplied by the client.

Sample results are not corrected for contamination by field or analytical blanks.

PPB = Parts per billion. 1 µg/L = 1 ppb MDL = 0.24 PPB Reporting Limit (RL) = 2.0 PPB

Disclaimers / Qualifiers:

There may be some samples in this project that have a "NOTE:" associated with a sample result. We use added disclaimers or qualifiers to inform the client about something that requires further explanation. Here is a complete list with highlighted disclaimers pertinent to this project. For a full explanation of these and other disclaimers, please inquire at customerservice@iatl.com.

Water Sample Turbidity greater than 1.0 NTU does not meet Federal and NJ State Primary & Secondary Drinking Water Standards.