


ALiCE

Keeping Safe at
Chartiers Valley
Intermediate School




ALiCE

The adults in your building care
about you and your safety.
With the help of ALiCE, we can
keep you safe.



ALiCE

- Alert
- Lockdown
- Inform
- Counter
- Evacuate



A is for Alert

What does Alert look like
at CVIS?



Alert

Alert means to be aware
of your surroundings.

If you see something, say
something.



Alert

Look!

Listen!

Smell!



Alert


These special badges and stickers mean that the visitors wearing them are allowed in our building.



Alert

Tell an adult if you...

see an outside
door propped
open.



Alert

Tell an adult if you...

smell something
unfamiliar.



Alert

Tell an adult if you...
hear a sound that is
not normal.



Alert



Tell an adult if you...

see someone
acting inappropriately
or seem upset.

Alert

Tell an adult if you...
see any situation that
makes you feel
uncomfortable.



L is for Lockdown

What does Lockdown look
like at CVIS?



Lockdown

If an unsafe situation occurs at CVIS, the school might need to call a lockdown.





Lockdown

You will hear an adult make an announcement saying:

« There is a dangerous situation »

The adult might even tell you more information.

Lockdown



Your teacher will quickly
check the hallway for
students and close the door.



Lockdown

If you are in the hallway
or bathroom, run to the
nearest room!



Lockdown

If that door is locked, it is important that you make a quick and safe decision.

That might mean to:

- Run out of the building to a safe place.
- Hide in the bathroom so no one sees you.

It is important that you move in the direction away from the danger.



Lockdown

Listen carefully to your
teacher.

He or she may ask you to do
several things and may even
change the directions.

Lockdown

In an emergency, your teacher might turn off the lights or move heavy furniture into the doorway



Lockdown

Your teacher might tell
you:

to sit quietly in the
corner or move under
the desk or ...





Lockdown

Your teacher might tell
you:

to move around the
classroom and make
a lot of noise or ...

Lockdown

Your teacher might tell you:
to even throw objects at a
person entering the room.





Lockdown

Remember!

In a lockdown, directions may change. Be sure to listen carefully to the teacher.

I is for Inform

Shared information
is key in any situation.
It helps everyone make
better decisions.



Inform

Information can be shared in many ways:



An announcement might be made on the P.A. System.



Inform

Information can be shared in
many ways:

Your teacher might tell you
some information in the room.

Inform




Information can be shared in many ways:

A phone call might be made.



Inform

Information can be shared in many ways:



Information can even be shared through our senses of hearing and smelling.



Inform

Whatever the situation, be sure to keep listening for new or changing directions. Having all the information is important for your safety.

C is for Counter

Counter means to take action.
You may have to make some
decisions or follow some
directions that require
you to act bravely.



Counter

You may have to
run around the
room and make a
lot of noise.

Counter



You may even have to
move or knock over
furniture. Your teacher will
tell you what to do.





Counter

Countering may seem strange or against the rules, but you can be brave and help your classmates by springing into action.

Evacuate

There may be a
time at school when
you will need to
evacuate.

Evacuate

One way we evacuate the building is to leave when there is a fire drill.

Leaving the building keeps us safe.



Evacuate

Evacuating can also look very different for other types of emergencies.



Evacuate



When you leave the
building, be sure to exit with
your hands in the air.



Evacuate

You may need to get out very quickly. It might be loud and students might be yelling. It may seem confusing and scary.



Evacuate

You may even
have to crawl out
a window.



Evacuate

Run in a zig-zag formation.



Be careful, but keep moving.



Evacuate



It is important that you
get out of the building
quickly and move far
away to a safe zone.

EXIT

Evacuate

You may get separated from your class. Just keep running to a safe zone.



Evacuate

A Safe Zone is an area that puts you far away from any danger.

Our Safe Zones might be:

- In the neighborhood
- Behind the trail by the track
- Over the hill by the playground





Evacuate

What other areas would
make good Safe Zones?

School buses will pick you up from
your safe zone and take you to our
Rally Point.

Evacuate



A Rally Point

is a secure place where all of the students will be reunited with the CVIS Staff. Students can then be safely dismissed with their parents. Many adults will be there to help you with this process.

Evacuate

The purpose of evacuating is to get you as far away from the danger as possible. We know you can be brave and make good decisions.



Now you are ready to follow our
ALiCE procedures.

YOU are an important part
of helping everyone to
stay safe in our school!

