

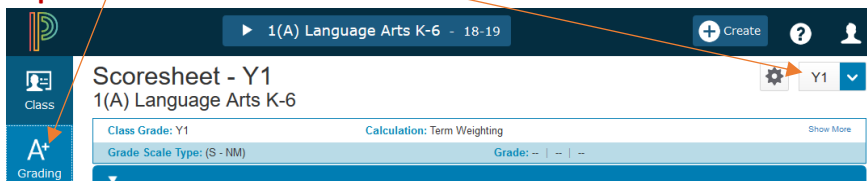
Enter A, B, C's Upper, Lower, and Sound for Language Arts only – Grade K ONLY:
(updated: 5/8/2019)

- To enter mastery of A, B, C's like this:

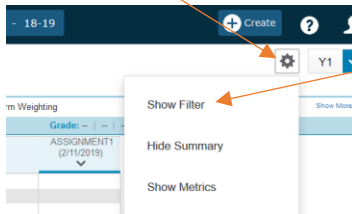
ALPHABET: + Indicates Mastered

Names	A	B	C	D	E
Upper Case	+				
Lower Case	+				
Sound	+				

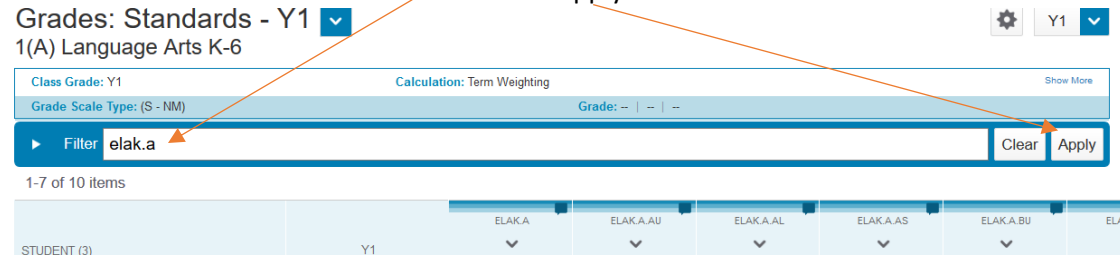
- Click the A+ Grading button on the charms bar
- Select Standards from the menu
- ***Change to the Y1 Term in the upper right corner of Gradebook:***MUST DO*** or it will not show up on Report card**



- Select the Gear button next to the Term and select Show Filter



- Search for the standard called elak.a and click Apply



This will show you 3 standards for each letter of the alphabet.

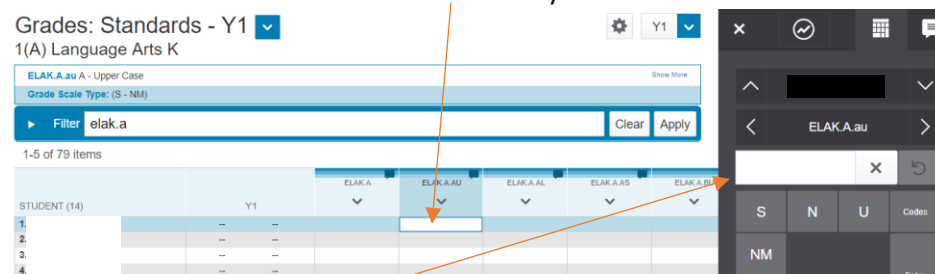
ELAK.A.AU = the letter A upper case ELAK.A.BU = the letter B upper case

ELAK.A.AL = the letter A lower case ELAK.A.BL = the letter B lower case

ELAK.A.AS = the letter A sound ELAK.A.BS = the letter B sound

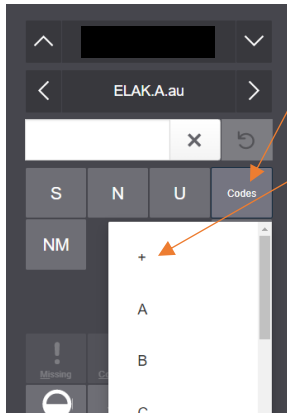
And so on...

- Click inside the box underneath the standard you want to score



- This opens the Score Inspector

9. To enter a + click the Codes button and select the + from the menu



10. Click Save