

Dear Rising Second Grade Families,

We are so excited about next year! In our humble opinion, second grade is the BEST!! But... first there is SUMMER VACATION! As we know, children lose a great deal of learning over the summer. At Spartanburg Day School, we aim to develop the whole child and that means combining academics with social-emotional wellbeing. Keeping this in mind, we would like students to balance a bit of academic work with movement, play, and FUN over the summer. Here are some suggestions for summer learning and fun:

1. The public library is your best friend. They have a wonderful summer reading program. This is a fabulous opportunity for your child to get his/her very own library card! The book selection is incredible and the program is free!
2. Students must keep a reading log (attached) and read a minimum of 60 minutes per week. This could be reading a novel, informational books, reading a recipe or shopping list, or reading interesting articles on a news site for kids.
3. Students should record their five favorites books for each month on the the reading log (attached). Also, have your child choose one activity from the Reading Response Choice Board to complete that represents the book they read (attached). The requirement is for them to do one activity from the board with at least one book they have read, but they are welcome to do more of the activities if they so choose!
4. Students must memorize addition and subtraction facts through 10 and be able to automatically retrieve them. You may purchase flash cards, make your own flash cards, or use practice sites such as: First in Math (available through July 31), addition.com, subtraction.com or others you have found that work for your child.
5. Just as helping prevent the summer slide is important for academic learning over the summer, movement and play are important, too! We encourage you to have students choose activities that will foster brain development in a multitude of ways! Take a look at the Brain Development Choice Board and challenge your child to do as many activities over the summer as they can! These are just ideas — -not a requirement!

Use your imagination, be creative, and talk together! We hope you have a wonderful summer. We are looking forward to a fun filled year with your child! Here ia a link to Scholastic reading site that might be helpful. <http://www.scholastic.com/ups/campaigns/src-2016>

Best regards,

The Second Grade Team

Reading Response Choices


<p>Video It! Have an adult video record you making a commercial to persuade the class to read your favorite book that you have read this summer! (Have your parents share it electronically with your teacher.)</p>	<p>Build It! Make a mobile that shows the main characters and the setting of your favorite story!</p>
<p>Make a Comic! https://www.makebeliefscomix.com With an adult, use make belief comix to create a comic that tells us the best part of your favorite book that you have read this summer! Or, draw one of your own!</p>	<p>Draw It! Design a new book cover for the book you read! Be prepared to share it along with your favorite part of the book with your class.</p>
<p>Design it! Make a diorama to show your favorite part of the story. https://feltmagnet.com/crafts/shoebox-diorama</p>	<p>Create it! Use your imagination! Come up with a way to share your favorite story with us!</p>
<p>Predict it! Before you read the story, make a list of predictions about what you think will happen. At the end, write whether your predictions were correct or how the story was different.</p>	<p>Character Portrait! Draw a picture of your favorite character and the setting of the book. Around the character, write as many character traits as you can describe.</p>
<p>Write about It! Write your own story that was inspired by reading your book.</p>	<p>Timeline Time! Complete a digital timeline to show the sequence of events in your story using this website: http://www.readwritethink.org/classroom-resources/student-interactives/timeline-30007.html</p>

Brain Development Choice Board


<p>Go to a local playground!</p>	<p>Kids Yoga! https://www.gonoodle.com/</p>	<p>Make Slime! http://www.elmers.com/slime</p>
<p>Slip & Slide Relay Race Set up a slip and slide and use a timer to time kids as they race down the slide. Children can sit on their bottom, lay on their belly, or slide on their back for variations in positioning</p>	<p>Do Some Chores!</p> <ul style="list-style-type: none"> • Vacuuming • Mopping • Sweeping • Dusting • Making your bed • Folding clothes • Mowing grass 	<p>Invent a board game or play a board game!</p>
<p>Have a Backyard Dance Party!</p>	<p>Rock Climbing! https://www.climbUpstate.com/</p>	<p>Make a necklace or a bracelet!</p>
<p>Play Gross Motor Bingo! https://www.pinterest.com/Rin/95771929553300675/</p>	<p>Go to the Trampoline Park! http://www.bigairusa.com/spartanburg/</p> <p>... or Pump It Up! http://www.kidspartycenterspartanburg.com</p>	<p>Shaving Cream Fun! Spread out shaving cream on a surface and write words or numbers. (Whipped cream works too.)</p>
<p>Fun Activities</p> <ul style="list-style-type: none"> • Swinging • Running • Skipping • Riding on trikes/bikes • Jumping/bouncing on trampolines, beds, balls 	<p>More Fun Activities</p> <ul style="list-style-type: none"> • Have a pillow fight! • Build a fort! • Play tug of war! • Dig in the garden or sandbox- or at the beach! 	<p>Even More Fun Activities</p> <ul style="list-style-type: none"> • Make homemade cookies! • Take a walk around the neighborhood. Write about what you saw. • Move heavy objects from room to room. • Paint the house using water and a brush • Plan meals for the family • Look at maps and plan trips
<p>Pour a Rainbow into a Jar!! www.playdoughtoplato.com</p>	<p>Build a Sand Volcano at the beach or in your own backyard! www.growingajeweledrose.com</p>	<p>Make Crawling Colors! www.parentingchaos.com</p>

30 Things to Read Other Than Books


1. Sports cards	16. Word search puzzles
2. Cereal boxes	17. Coupons
3. Song lyrics	18. "Occupant" mail
4. Signs	19. Grocery lists
5. Brochures	20. Phone books
6. Recipes	21. Greeting cards
7. Comics	22. Garden supplies
8. Newspapers	23. Toy packages
9. Instructions	24. Magazines
10. Food labels	25. Websites
11. Billboards	26. Closed captioned TV
12. Menus	27. Movie reviews
13. Catalogs	28. Sale ads
14. Crossword puzzles	29. Letters or postcards
15. Fortune cookies	30. Maps and road signs




500 minutes




600 minutes




700 minutes



800 minutes



900 minutes



1,000 minutes

Rising 2nd Grader Name _____

Summer 2019

My June Favorite Books



Turn in on the first day of school.

1. _____

2. _____

3. _____

4. _____

5. _____

My July Favorite Books



1. _____

2. _____

3. _____

4. _____

5. _____

My August Favorite Books



1. _____

2. _____

3. _____

4. _____

5. _____