

## Welcome to the Powerschool Parent Portal for Rankin County School District

Powerschool Parent Portal gives parents access to real-time information about your child's attendance and grades.

If you have created your account, click the following link to enter the parent portal:

<http://psa.rcsd.ms/>

If you have not created your parent account then continue to the next step:

Your Child's school will notify you as to how and when to obtain a parent letter.

You should receive a letter for each student you have registered in Rankin County Schools (excluding grade levels K-2). You will need each letter to complete your account setup.

Step1: Click “Create New Account” on the sign in page.

Sign In Create Account

## Create an Account

Create a parent account that allows you to view all of your students with one account. You can also manage your account preferences. [Learn more.](#)

Create Account

Step 2: Creating the account

### Create Parent Account

First Name	<input type="text"/>	
Last Name	<input type="text"/>	
Email	<input type="text"/>	
Desired Username	<input type="text"/>	
Password	<input type="password"/>	<input type="password"/>
Re-enter Password	<input type="password"/>	

Password must:  
•Be at least 6 characters long

Enter the following:

- First Name
- Last Name
- Unique Email account
- Unique login name
- Password

1

Student Name	<input type="text"/>
Access ID	<input type="text"/>
Access Password	<input type="text"/>
Relationship	-- Choose ▾

2

Student Name	<input type="text"/>
Access ID	<input type="text"/>
Access Password	<input type="text"/>
Relationship	-- Choose ▾

3

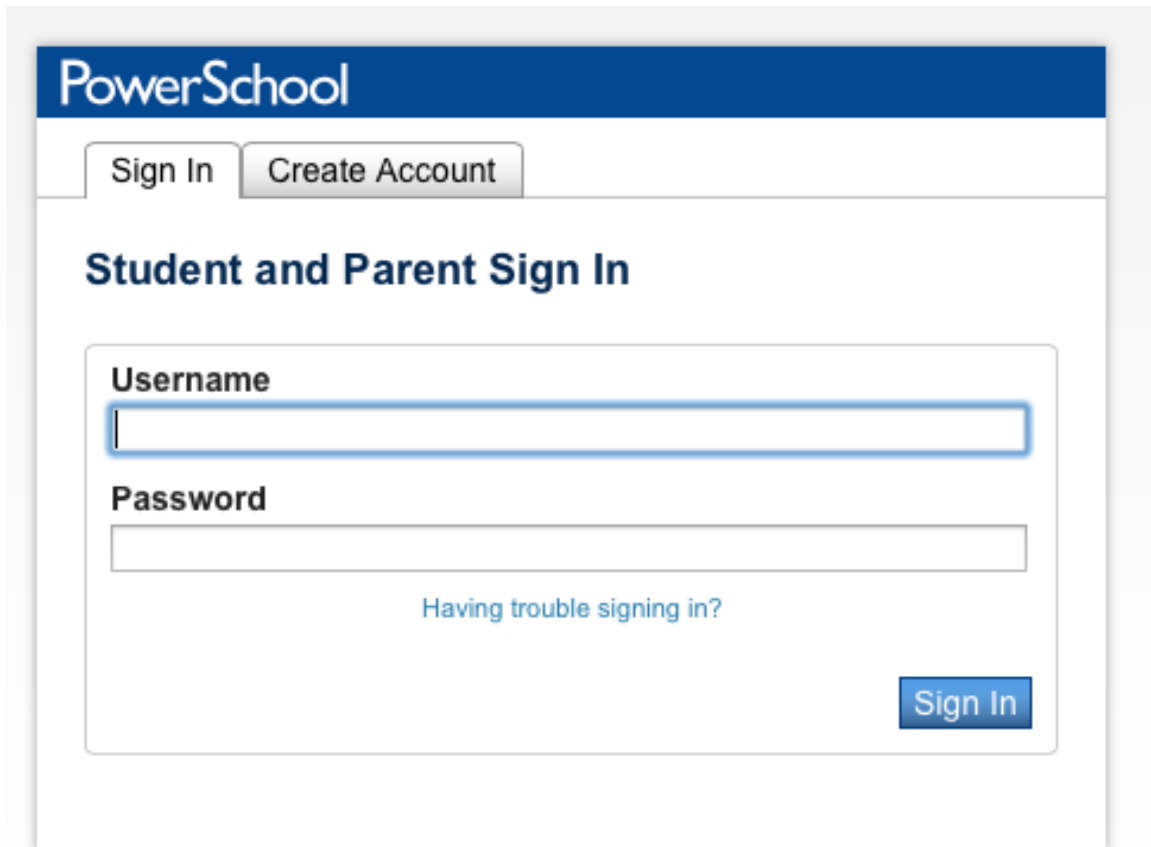
Student Name	<input type="text"/>
Access ID	<input type="text"/>
Access Password	<input type="text"/>
Relationship	-- Choose ▾

4

Step 4: When you have created your PARENT Powerschool account, click ENTER.

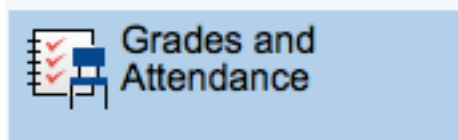
Enter

Step 5: When your account is successfully created you will see this page. Use the user name and password you entered in the previous step to login to the parent portal.

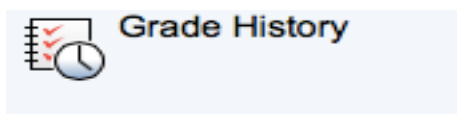


The image shows the PowerSchool login interface. At the top, there is a blue header with the "PowerSchool" logo. Below the header, there are two buttons: "Sign In" and "Create Account". The main heading is "Student and Parent Sign In". There are two input fields: "Username" and "Password". Below the password field, there is a link that says "Having trouble signing in?". A "Sign In" button is located at the bottom right of the form area.

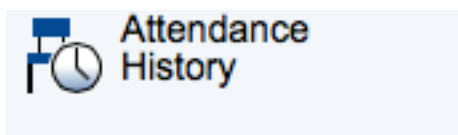
Step 6:



~ Click to view students grades from the current term.



~ Click to view student grades from the previous term of the current school



~ Click to view attendance history for the current term.



Email  
Notification

~ Click to set the email notifications you wish to receive.



Teacher  
Comments

~ Click to see and comment the teachers enter.



School Bulletin

~ Click to see school announcements. This option may or may not be used by your school.



My Calendars

~ Not currently being supported. As we progress we will have more information.



Account  
Preferences

~ Click to make changes to your account or add/delete any student associations.

You will notice that you can click the teacher's name to send an email message. This requires you to run an e-mail client on your local computer. Unfortunately, we are not able to support the setup of an email client on your home computer. You will need to e-mail the teacher outside of the Powerschool Parent Portal.

How does one get a Powerschool Parent Portal username and Password? You will need a parent letter. Your school will coordinate with you on when and how to get a parent letter. If you do not receive one, contact your school.

Do I need a separate login for each of my children? No. You will be given a parent letter for each child(excluding K-2). With the access ID and access password for each, you will create your account and link each student to your account.

What is Powerschool? Powerschool is the Student Information System that Rankin County School District uses to manage grades, attendance, demographics, schedules, etc.

What is the Powerschool Parent Portal? The Powerschool Parent Portal is a feature of the Powerschool Student Information System that provides parents/guardians real-time access to grades and attendance.

Can other people see my son's/daughter's grades?

No. As long as you protect your username and password, others will not be able to see your child's information.

Do I have to use the Powerschool Parent Portal?

No. It is not required that you use the Powerschool Parent Portal. The Powerschool Parent Portal is designed to give parents access to information that may be important to them in an easy to access format.

How often can we expect grades to be updated?

Teachers need time to grade projects, assignments and test. They will also be adjusting to the new Parent Portal.

How often can we expect attendance to be updated?

Attendance is updated daily. Unexcused absences may take a few extra days to be updated.