

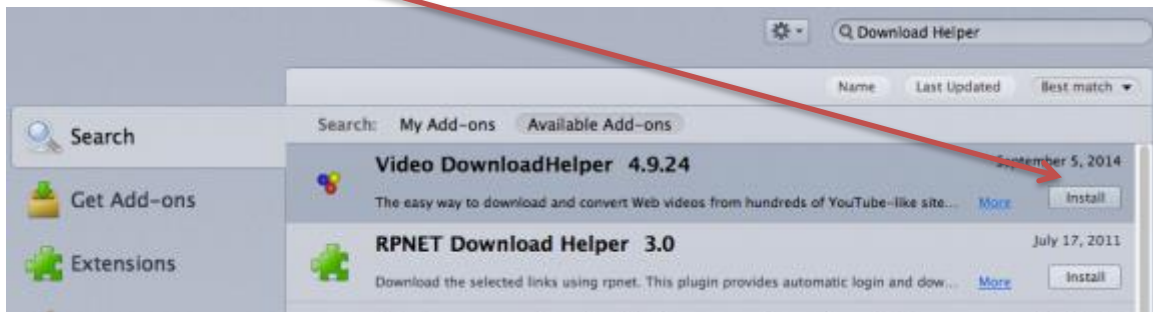
## Download YouTube videos using Firefox (for MAC & PC):

On MAC's: (see page 3 for PC install)

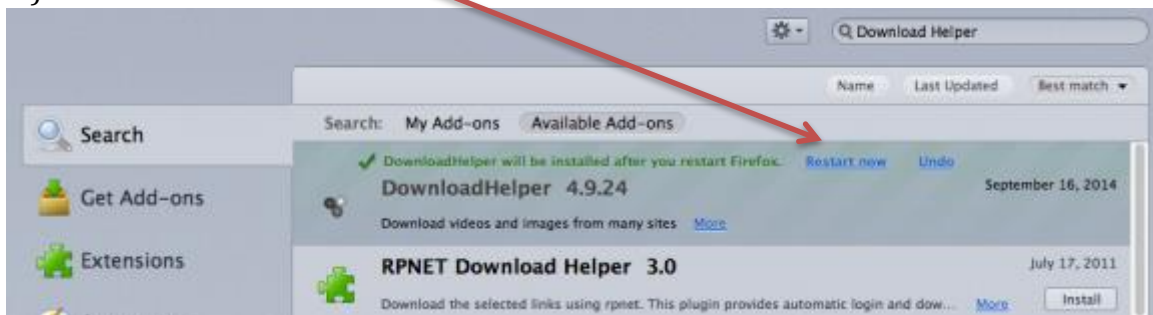
Open Firefox  
Click the Tools menu and choose Add-ons  
Click the Get Add-ons tab on the left




In the Search all add-ons box on the right type Download Helper and click your Enter key  
Click the Install button next to Video DownloadHelper



Click the link to restart now (this will close your Firefox window and restart it.)

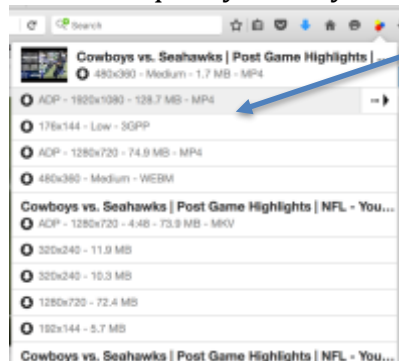


Once your browser has restarted, go to YouTube and find your video  
Click the arrow next to the blue/yellow/red icon next to the name of your video



Choose Quick Download from the pop-up menu, this will download the video to your Desktop using the name of the video as the filename.

If you do not see the blue/yellow/red icon below your video, check the toolbar at the top of your browser window. You may see it here. You can click it and select the quality video you want from the drop down menu.



**\*\*Note: you can also click the blue/yellow/red icon to automatically select the Quick Download. You can also click the blue/yellow/red icon that is rotating in your Address bar at the top of your browser.\*\***

On the PC's:

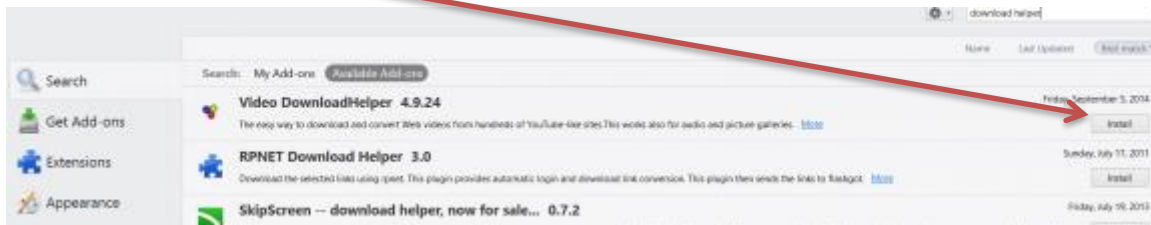
Open Firefox

Click the Tools menu and choose Add-ons

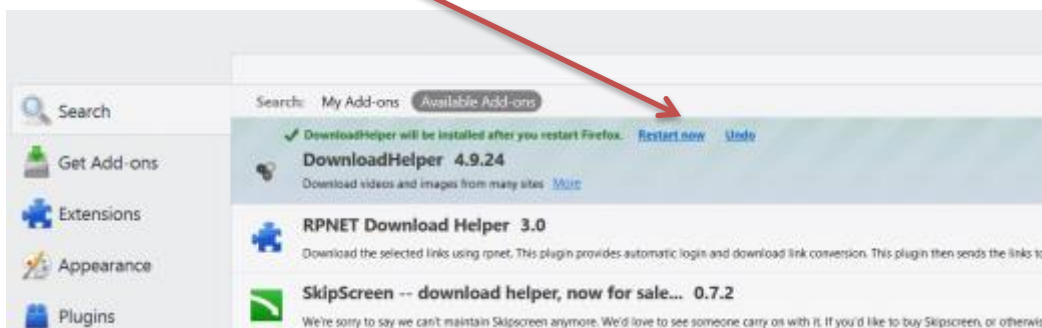
Click the Get Add-ons tab on the left and type Download Helper in the Search bar and click your Enter key



Click the Install button next to Video DownloadHelper



Click the Restart now link to restart Firefox



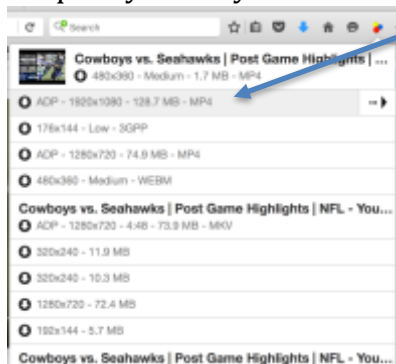
Once your browser has restarted, go to YouTube and find your video

Click the arrow next to the blue/yellow/red icon next to the name of your video



And choose Quick Download from the pop-up menu, this will download the video to the following folder: c:\users\"yourusername\"\dwhelper and it will use the name of the video as the filename. **\*\*Note: replace "yourusername" with your email username\*\***

**\*If you do not see the blue/yellow/red icon below your video, check the toolbar at the top of your browser window. You may see it here. You can click it and select the quality video you want from the drop down menu.**



Open the file with RealPlayer or VLC.

**\*\*Note: you can also click the blue/yellow/red icon to automatically select the Quick Download. You can also click the blue/yellow/red icon that is rotating in your Address bar at the top of your browser. \*\***