

## KEY CONCEPT OVERVIEW

---

In Lessons 4 through 7, students learn to solve multiplication and division problems that use units of 6 and 7. They will learn to use the 5's to help them solve these problems.

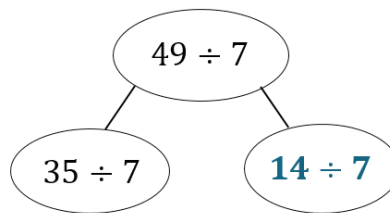
You can expect to see homework that asks your child to do the following:

- Use **number bonds** to help **skip-count** by 6 and 7.
- Use the **break apart and distribute strategy** with **tape diagrams** and number bonds to solve challenging multiplication problems that use units of 6 and 7 (as shown in the Sample Problem below).
- Find the value of the unknown (or letter) in simple equations and in word problems.

## SAMPLE PROBLEM (From Lesson 6)

---

Break apart 49 to solve  $49 \div 7$ .



$$\begin{aligned} 49 \div 7 &= (35 \div 7) + (14 \div 7) \\ &= 5 + \underline{2} \\ &= \underline{7} \end{aligned}$$

Additional sample problems with detailed answer steps are found in the *Eureka Math Homework Helpers* books. Learn more at [GreatMinds.org](http://GreatMinds.org).

## HOW YOU CAN HELP AT HOME

---

- Continue to practice multiplication facts for 6's and 7's from memory. For example, ask your child a 6-fact such as, "What is  $5 \times 6$  or 5 sixes?" (30) Then say, "Add one more group of 6 to 30. What's  $6 \times 6$  or 6 sixes?" Your child should be able to do the mental math to add 6 to 30, answering "36."
- Use an empty egg carton and a die to make a simple game. In one row of the carton's compartments, use a marker to write the numbers 2, 3, 4, 5, 6, and 7, one number in each

**HOW YOU CAN HELP AT HOME** *(continued)*

compartment. In the next row, write the numbers in descending order: 7, 6, 5, 4, 3, 2. Toss the die into the egg carton. Have your child multiply the number on the top face of the die by the number written on the compartment in which it landed. For example, in the image shown, your child would solve the problem  $6 \times 5$ . Another way to come up with random numbers is to place the die in the egg carton, close it, and shake it.

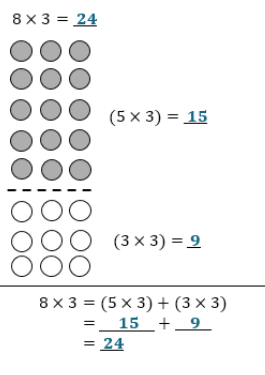


**TERMS**

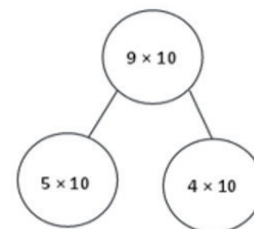
**Skip-count/Count-by:** To count in equal increments by a number other than 1. For example, 0, 2, 4, 6, 8, 10, 12, 14, 16, 18, 20 is skip-counting by twos.

**MODELS**

**Break Apart and Distribute Strategy**



**Number Bond:** A model that illustrates a part-part-whole relationship.



**Tape Diagram:** A model used to help make sense of a word problem.

