


Christensen Elementary School
10232 Barnes Lane So., Tacoma, WA 98444
School Performance Report for 2017-2018 School Year



School Vision

All students are capable of success, no exceptions.

Mission Statement

Through meaningful connection and rigorous instruction, we will create a safe and engaging community where students have a voice, feel valued, and are respectful of individual differences

No exceptions!

District Goals

Increase academic achievement of all students.

Prepare students for success beyond high school.

Maintain safe and caring schools.

Promote family and community involvement in our schools.

A Message from the Principal

We have seen our students make strong gains over the last year. This year we are continuing to focus on teaching all students how to read for comprehension and understand the math they are asked to do. Our school staff is working hard to grow their skills in these areas as well. In addition, we are focused on issues of equity as it relates to student success in school. Through staff training and an intentional focus on the success of individual student groups we are confident that our school will continue to support a more equitable learning environment for all students.

I look forward to engaging parents in this work as well, starting with our PTA. If you have not already joined please do. The Christensen PTA is a powerful group of advocates for the students and our school community. We want to your voice on this team.

I am looking forward to a great year! Let me know if you have any questions by calling our office or emailing me directly at tenfield@fpschools.org.

Dr. Tim Enfield, Principal

2017-2018 State Test Results

Our student's performance on the state assessments continues to show a mix of strong growth and areas for improvement. While we met our building school improvement goals for the 2017-18 school year, we still have room for growth. One area we will focus our efforts in on two groups of students; Black/African American and Multi-Racial students were identified as needing specific focus based on a review of the past three years of state testing. Our current school improvement plan addresses this in several ways. To find out more about this plan contact the school principal. Each spring we have students take the state test in Math, English Language Arts (ELA) and Science*. These tests are taken by students in grades 3-5 (*science for 5th grade). As a staff we review the results and use them to help guide our work each year. Plans are developed and reviewed by teachers from each grade level as well as parents on the PTA. You can see specific testing data by going to the OSPI web site at www.k12.wa.us and clicking on "school report card" for Franklin Pierce School District, then Christensen Elementary.

Staff spent time reviewing our SBA test results and other school-wide and classroom data. Teams then sat down and created goals for their classroom and the school. The goals are kept in our School Improvement Plan. See Dr. Enfield for more detail on each of these goals.

Increase % of students meeting standard on MATH SBA as follows:

- 41% of the 2018 3rd grade cohort group will meet standard on the 2019 SBA (6 percentage point growth)
- 46% of the 2018 4th grade cohort group will meet standard on the 2019 SBA (5 percentage point growth)
- Show a 10% growth in Math Composite and Automaticity scores from Fall to Spring

Increase % of students meeting standard on ELA SBA as follows:

- 47% of the 2018 3rd grade cohort group will meet standard on the 2019 SBA (8 percentage point growth)
- 50% of the 2018 4th grade cohort group will meet standard on the 2019 SBA (5.1 percentage point growth)
- Show a 10% growth in ELA Composite and RCBM scores from Fall to Spring

Facility Information

Christensen Elementary opened in 1959. It was named after Andrew C. Christensen, Sr., descendant of a pioneer Parkland family and a member of the school board from 1935 - 1955.

In the 1960's two small covered play areas were enclosed to create a library and what now houses special education classes. The 600 building was completed in the fall of 1992. The Franklin Pierce Building Trades Class constructed the music building which opened in the fall of 1997. During the summer of 2016 the office area was remodeled to create a better space for students and their families.

Extra Support in Reading & Math

Our school receives additional funding from the state of Washington. These funds are dedicated to support students who receive additional reading and math instruction both in and out of the classroom from certificated and classified teaching staff. A committee of representatives monitor the S.I.P. plan and its implementation throughout the year. Our teachers receive ongoing training from our instructional coach and are supported by district sponsored training. Call Dr. Enfield at 253-298-3300 if you would like more information about how these funds support our school improvement plan.

Parent Involvement

It's no secret that parent involvement is a great way to raise the level of student achievement. PTA is a great way to connect with other parents who are committed to the school community. Contact our school office for information on joining our PTA.

The Watch D.O.G. program makes a positive impact in our school. If you are a father or father figure consider signing up today. For more information contact our counselor at 253-298-3370.


You can also register as a volunteer by contacting our coordinator at 253-298-3300. All volunteers, Watch D.O.G.'s and regular visitors are required to complete a Washington State Patrol background check every school year.

Highly Qualified Staff

Parents in the state of Washington can request information regarding the instructional staff who work with their children. This includes whether the teacher is state-certified, working with an emergency or a conditional certificate where state certification has been waived and the teacher's major/field of study in their college/graduate program. If students are receiving instructional services from para educators, parents may also request information regarding the paraeducators professional qualifications. If you would like to request this information, please contact the Human Resources Department at 253-298-3082.

Kids At Hope

Research is clear that a strong school culture is key to students' success. Our framework for creating a culture of success is *Kids at Hope*. At Christensen we are committed to this simple idea, "*All Students are Capable of Success, No Exceptions!*" We believe that the success of every student in our school is related to the hope they have for their future. *Kids at Hope* is a way of looking at each student's strengths and building on them. Rather than seeing students as "*at risk*" we see them as "*at hope*". Success for all students begins when caring adults believe in and connect with students.



Parents and Community

Spring Parent Survey results indicate:

Parents are very positive overall about their child's school. There was an increase in survey responses showing some concern that student to student interaction is not as respectful as it could be some of the time.

Students are overwhelmingly positive about their experience with staff - over 90% (9 out of 10) feel extremely well connected, believed in and successful.

School Test Results

For more information, please visit the Office of the Superintendent of Public Instruction (OSPI) website at: www.k12.wa.us and link to "State Report Card". You can find Christensen Elementary and view MSP test data for the past several years.

2017 Spring Test Results	Christensen Percent passed
Math 3 rd	34.1%
Reading 3 rd	39.4%
Math 4 th	41.6%
Reading 4 th	44.9%
Science 5 th	36.4%
Math 5 th	36.3%
Reading 5 th	51.9%



2017-2018 Christensen Enrollment

Enrollment: October 2017 Student Count: 460

Ethnicity	
American Indian/Alaskan Native	0.9%
Asian	5.7%
Black	14.1%
Hispanic	29.1%
Pacific Islander	9.6%
White	27%
Two or More Races	13.7%
Gender	
Male	48.9%
Female	51.1%
Attendance	
Monthly Average Tier 1 (9 absences or fewer) Attendance for 2017 – 2018 School year was 72%	

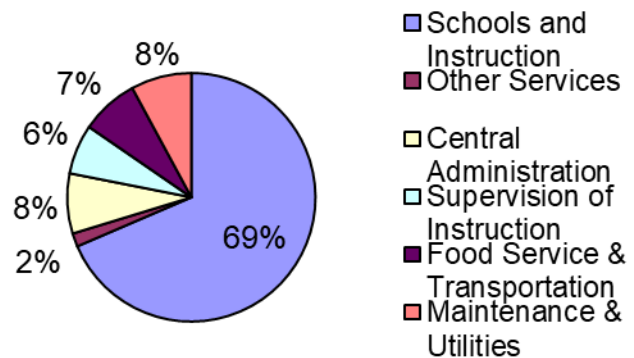
2017-2018 FPS District Budget

District Fund Balance	
7-18 Beginning Fund Balance	\$17,000,790
Income	\$109,352,942
Expenses	-\$110,322,903
17-18 Ending Fund Balance	\$16,030,829
General Fund / Income	
Tax Base (Local Property Tax)	\$22,939,690
State Support	\$77,366,375
Federal Support	\$8,939,377
Other Sources	\$107,500
Total	\$109,352,942

Expenditures Per Student	
Teaching Activities	\$44.91
Teaching Support	\$9.36
Food Service	\$3.12
Transportation	\$2.84
Building Administration	\$5.14
Building Operation	\$6.24
Central Administration	\$6.19
Other Support Services	\$1.38
Total Cost Per Day	\$79.19

2017-2018 FPS District Expenditures

Schools and Instruction	68.54%
Other Services	1.74%
Central Administration	7.81%
Supervision of Instruction	6.49%
Food Service & Transportation	7.52%
Maintenance & Utilities	7.89%
Total	100.00%



Christensen Vision Statement:

All students are capable of success, no exceptions.

Christensen Mission Statement:

Though meaningful connections and rigorous instruction we create a safe and engaging community where students have a voice, feel valued, and are respected for their individual difference. No Exceptions!

Nondiscrimination Policy: The Franklin Pierce School District complies with all federal and state rules and regulations and does not unlawfully discriminate on the basis of race, color, national origin, religion, age gender, marital status or disability. This holds true for all students who are interested in participating in educational programs and/or extra-curricular school activities. Franklin Pierce School District is a tobacco-free and drug-free environment. Inquiries regarding compliance and/or grievance procedures may be directed to: Wendy Malich, Title IX/RCW 28A.640 Officer, phone number (253)298-3023 and James Hester, Americans with Disabilities Act Coordinator, phone number (253) 298-3004, and John Sander, 504 Officer, 315 129th Street South, Tacoma, Washington, 98444-5099, phone number (253)298-3005.