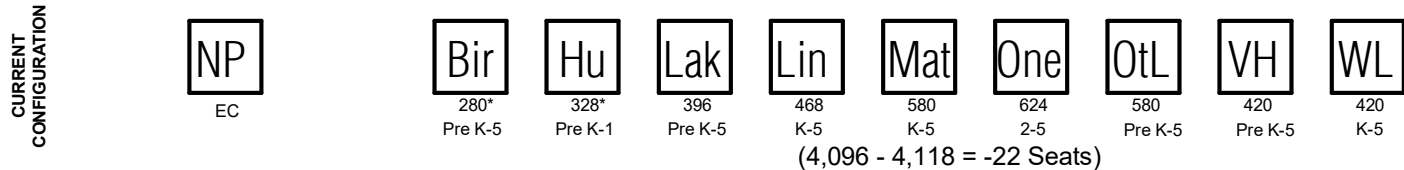


# Wold ELEMENTARY AND EARLY CHILDHOOD OPTIONS

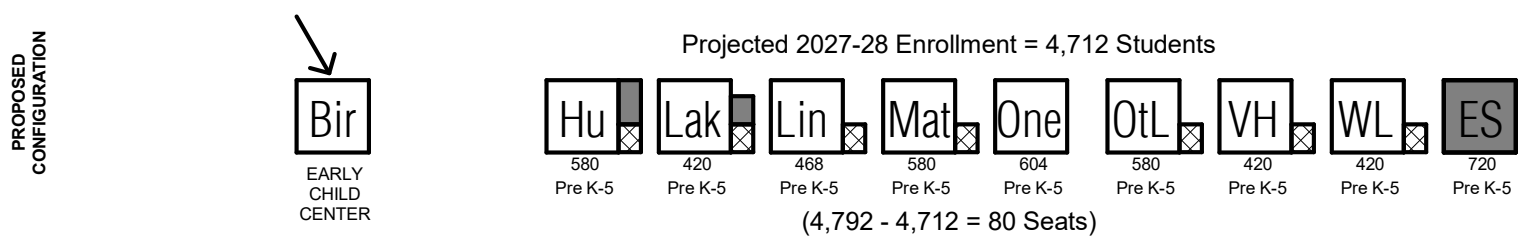
## Early Childhood / Other Buildings

## Elementary (K-5)

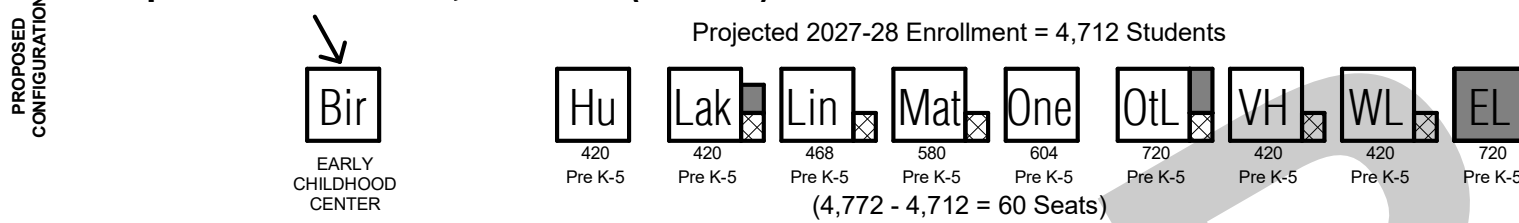
2018-19 Enrollment = 4,118 Students



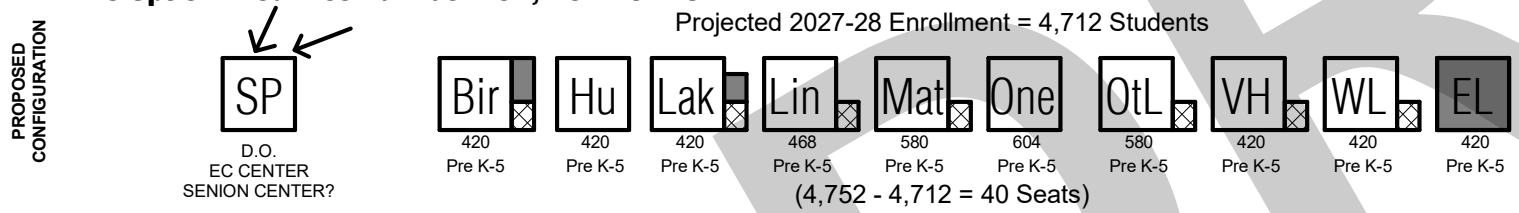
### ES Option 1A: Birch as PreK, New ES 720 (Hugo 580)



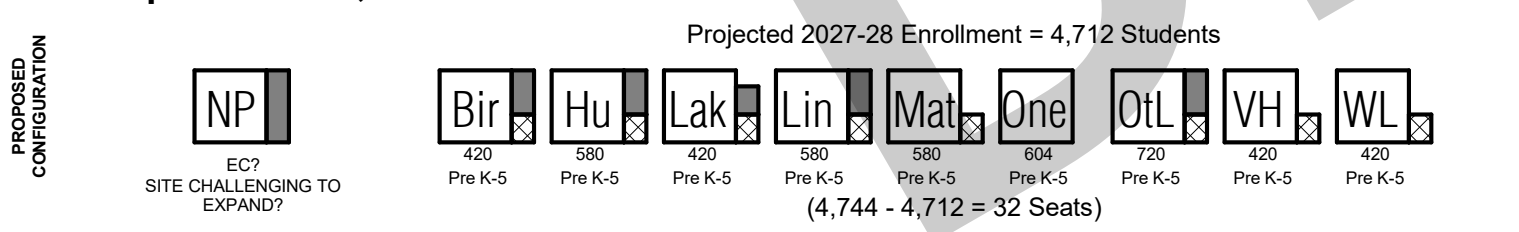
### ES Option 1B: Birch as PreK, New ES 720 (Otter 720)



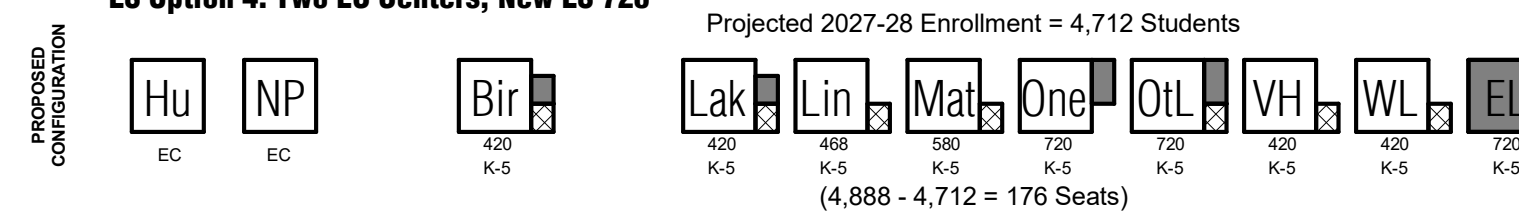
### ES Option 2: Sunrise Park as PreK, New ES 420



### ES Option 3: Status Quo with Additions



### ES Option 4: Two EC Centers, New ES 720



#### KEY / LEGEND:

##### Elementary Schools

- Bir = Birch Lake
- Hu = Hugo
- Lak = Lakeaires
- Lin = Lincoln
- Mat = Matoska
- One = Oneka
- OtL = Otter Lake
- VH = Vadnais Heights
- WL = Willow Lane
- ES = New Elementary

Capacity Addition, including Classroom and Core Space (if required)

Program Deficiencies to be solved at all Elementary Schools:

- Extended Day office
- Conference Room
- Parking
- Bus / Parent Separation
- EL / Intervention
- 1-2 PK Rooms (dependent on bldg)
- Walk in Freezer or Cooler
- Orchestra Room
- Specialist room related to capacity
- Multipurpose lab(s)
- Gym at Lincoln

#### PROS OF THIS OPTION:

- More capacity in north, where growth is
- Additions at site(s) that support growth well
- Central location for EC
- Balance in EL size across District
- More larger EL buildings is more efficient operationally
- Reduce transitions

#### PROS OF THIS OPTION:

- Similar school sizes
- Sunrise good for community space. close to NP (current site)
- Adds one EL

#### CONS OF THIS OPTION:

- Boundaries could be challenging
- Adds one EL to District (operational cost)
- Sunrise not very centralized

#### PROS OF THIS OPTION:

- Equal distribution of "new"
- All current schools open
- Less expensive

#### CONS OF THIS OPTION:

- Capacity / growth not well aligned geographically - transportation?
- EC Center difficult to expand
- Loss of green space - some sites small
- Challenging politically in certain parts of District

#### PROS OF THIS OPTION:

- More capacity in north, where growth is
- Additions at site(s) that support growth well
- Central locations for EC
- More larger EL buildings is more efficient operationally

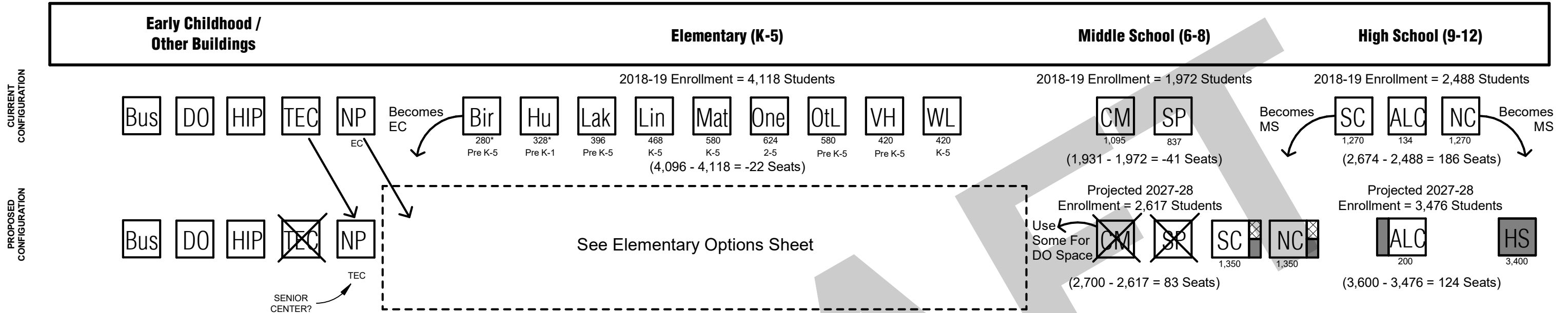
#### CONS OF THIS OPTION:

- Larger EL size
- Boundaries impact?



# OPTION: ONE HIGH SCHOOL ON A NEW SITE

Build new 9-12 HS on a new site; convert 2 HS campuses to Middle Schools



- Questions:**
- Where is Senior Center?
  - Elementary option?
  - Future of CM and SP?

### PROS OF THIS OPTION:

- No longer leasing TEC
- All HS Students on one campus, with all HS needs
- Expanded/improved secondary athletic/activities facilities
- Efficient reuse of NC and SC
- 9th and 10th grades will feel like they are in HS
- Less student transitions

### CONS OF THIS OPTION:

- Land availability
- New HS unlikely to be in WBL (identity?)
- Closing CM and SP - empty - how to use? Boundaries?
- New HS Location - If not central than transp. issues
- Alt. #1: 760 seats unused
- Alt. #1: Staffing/programming expensive
- Alt #1: No MS in Hugo
- Equity across ES?
- NC - not good for MS?

**ALTERNATE MS OPTION 1 - 3 MS**

~~CM~~ SP (837) SC (1,270) NC (1,270)

(3,377 - 2,617 = 760 Seats)  
Utilize space at NC/SC for DO?

### KEY / LEGEND:

#### Other

- Bus = Bus Garage / Maintenance Facility
- DO = District Office
- NP = Normandy Park (current EC/SR)
- TEC = Transition Education Center (leased)
- HIP = Hippodrome (Ice)
- EC = Early Childhood Center

#### Elementary Schools

- Bir = Birch Lake
- Hu = Hugo
- Lak = Lakeaires
- Lin = Lincoln
- Mat = Matoska
- One = Oneka
- OtL = Otter Lake
- VH = Vadnais Heights
- WL = Willow Lane
- ES = New Elementary

#### Secondary Schools

- CM = Central Middle School
- SP = Sunrise Park Middle School
- NC = WBLAHS North Campus
- SC = WBLAHS South Campus
- MS = New MS
- HS = New HS
- ALC = Area Learning Center

Program Deficiencies to be solved at all Secondary Schools:

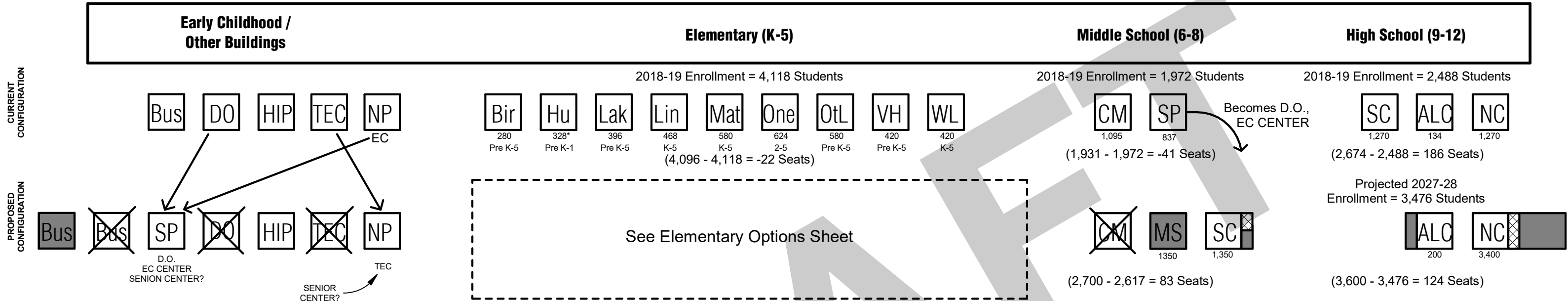
- Auditorium on each MS/HS site
- 500:1 student ratio for gym courts

Capacity Addition, including Classroom and Core Space (if required)



# OPTION: ONE HIGH SCHOOL ON CENTRAL SITE (USE NC)

Expand North Campus to become one 9-12 HS; South Campus / New as MS



**Questions:**

- Where is Senior Center?
- Elementary Option?
- Land for NC (Lincoln?)
- Future of CM / DO? (Should stay onsite?)

### PROS OF THIS OPTION:

- No longer leasing TEC
- HS is centralized within District on 1 campus
- Repurposes SP
- Less student transitions
- New MS in north?

### CONS OF THIS OPTION:

- NC Site - Size not large enough for all needs in current configuration (fields, parking) need additional site space?
- Traffic to HS on NC
- Cost (new HS displaces potentially Central, DO, Bus Garage, and District Office)
- Potentially demolish DO/HIP (historic)?
- Long construction phasing (4 yrs)
- Equity across ES?

### KEY / LEGEND:

- Other**
- Bus = Bus Garage / Maintenance Facility
  - DO = District Office
  - NP = Normandy Park (current EC/SR)
  - TEC = Transition Education Center (leased)
  - HIP = Hippodrome (Ice)
  - EC = Early Childhood Center

### Elementary Schools

- Bir = Birch Lake
- Hu = Hugo
- Lak = Lakeaires
- Lin = Lincoln
- Mat = Matoska
- One = Oneka
- OtL = Otter Lake
- VH = Vadnais Heights
- WL = Willow Lane
- ES = New Elementary

- ▣ Program Deficiencies to be solved at all Secondary Schools:
  - Auditorium on each MS/HS site
  - 500:1 student ratio for gym courts
- Capacity Addition, including Classroom and Core Space (if required)

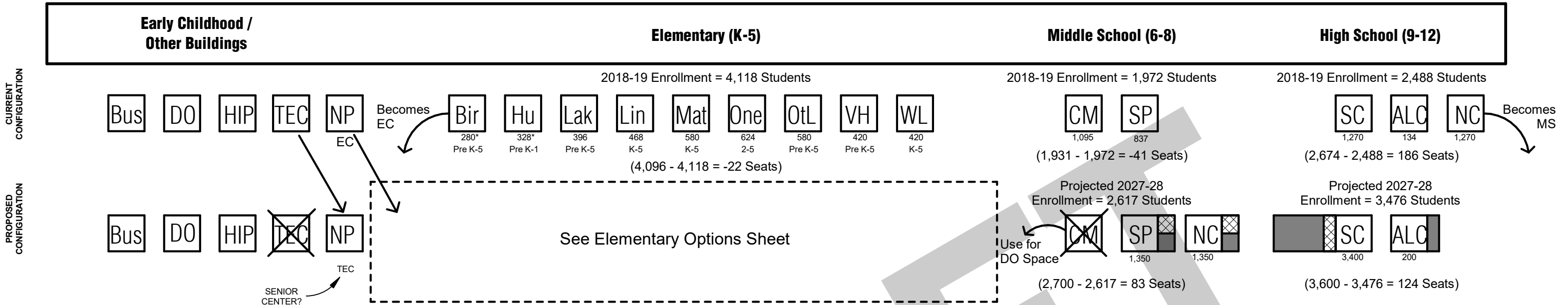
### Secondary Schools

- CM = Central Middle School
- SP = Sunrise Park Middle School
- NC = WBLAHS North Campus
- SC = WBLAHS South Campus
- MS = New MS
- HS = New HS
- ALC = Area Learning Center



# OPTION: ONE HIGH SCHOOL ON SOUTH CAMPUS SITE

Expand South Campus to become one 9-12 HS; North Campus / Sunrise Park as MS



- Questions:**
- Where is Senior Center?
  - Elementary option?
  - Future of CM? DO?

### PROS OF THIS OPTION:

- No longer leasing TEC
- All HS Students on one campus
- Less student transitions
- ALC near HS campus

### CONS OF THIS OPTION:

- SC too far south? (transportation, perception)
- NC - not good for MS?
- SC site size - green space, fields, parking
- Long construction phasing (4+ yrs)
- Equity across ES?
- Sunrise site (can it support large addition?)

### KEY / LEGEND:

- Other**
- Bus = Bus Garage / Maintenance Facility
  - DO = District Office
  - NP = Normandy Park (current EC/SR)
  - TEC = Transition Education Center (leased)
  - HIP = Hippodrome (Ice)
  - EC = Early Childhood Center

### Elementary Schools

- Bir = Birch Lake
- Hu = Hugo
- Lak = Lakeaires
- Lin = Lincoln
- Mat = Matoska
- One = Oneka
- OtL = Otter Lake
- VH = Vadnais Heights
- WL = Willow Lane
- ES = New Elementary

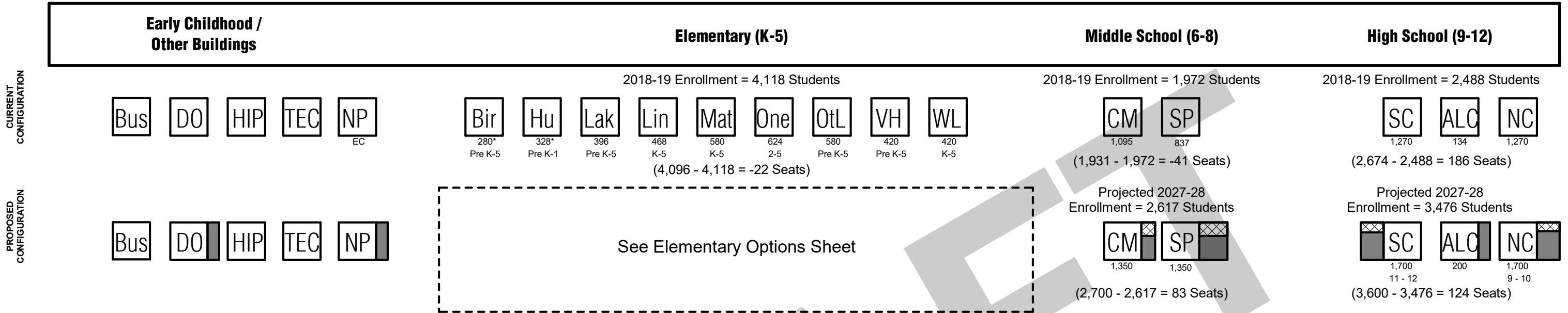
### Secondary Schools

- CM = Central Middle School
- SP = Sunrise Park Middle School
- NC = WBLAHS North Campus
- SC = WBLAHS South Campus
- MS = New MS
- HS = New HS
- ALC = Area Learning Center

- Program Deficiencies to be solved at all Secondary Schools:
  - Auditorium on each MS/HS site
  - 500:1 student ratio for gym courts
- Capacity Addition, including Classroom and Core Space (if required)

# Wold OPTION: MAINTAIN THE STATUS QUO

Build additions onto multiple buildings to meet capacity



**Questions:**

- Where is Early Childhood Center? (can't expand NP)
- What happens with TEC lease?

- KEY / LEGEND:**
- Other**
- Bus = Bus Garage / Maintenance Facility
  - DO = District Office
  - NP = Normandy Park (current EC/SR)
  - TEC = Transition Education Center (leased)
  - HIP = Hippodrome (Ice)
  - EC = Early Childhood Center

- Elementary Schools**
- Bir = Birch Lake
  - Hu = Hugo
  - Lak = Lakeaires
  - Lin = Lincoln
  - Mat = Matoska
  - One = Oneka
  - OtL = Otter Lake
  - VH = Vadnais Heights
  - WL = Willow Lane
  - ES = New Elementary

- Program Deficiencies to be solved at all Secondary Schools:
  - Auditorium on each MS/HS site
  - 500:1 student ratio for gym courts
- Capacity Addition, including Classroom and Core Space (if required)

- Secondary Schools**
- CM = Central Middle School
  - SP = Sunrise Park Middle School
  - NC = WBLAHS North Campus
  - SC = WBLAHS South Campus
  - MS = New MS
  - HS = New HS
  - ALC = Area Learning Center

**PROS OF THIS OPTION:**

- Already own land
- Phasing (construction timeline)
- Equity across buildings
- Aligns with survey results

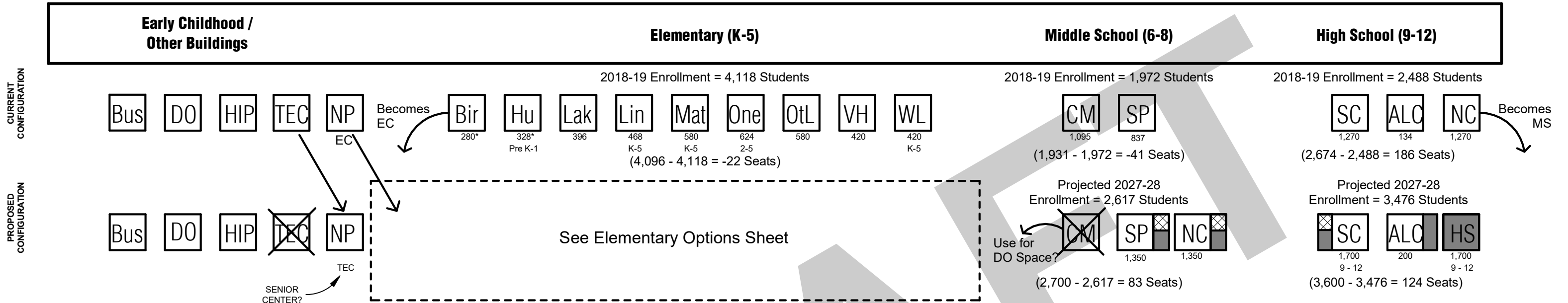
**CONS OF THIS OPTION:**

- Still leasing TEC
- No resolution to split campus issue
- Sites - can they all be expanded?
- New land in Hugo not used
- Growth in N (Hugo) but no new building - illogical boundaries?
- Equity across ES?
- NC/Central site tight



# OPTION: TWO HIGH SCHOOLS

Two 9-12 High Schools (locations vary); 2-3 Middle Schools



- Questions:**
- Where is Senior Center?
  - Elementary Option?
  - Future of CM? DO?

### PROS OF THIS OPTION:

- No longer leasing TEC
- Ideal HS student body size
- Opportunity for Local identity (HS)
- Increase participation in activities
- Alt #3: Smaller MS - community building

### CONS OF THIS OPTION:

- Alt #2: Staffing/programming expensive
- Transportation/boundaries for HS?
- Equity (demographics) between 2 HS
- Divided community - has happened before
- New HS in Hugo but not in WBL (fixed in Alt #1)
- Alt # 2: 3 MS -> 2 HS (split)

### KEY / LEGEND:

#### Other

- Bus = Bus Garage / Maintenance Facility
- DO = District Office
- NP = Normandy Park (current EC/SR)
- TEC = Transition Education Center (leased)
- HIP = Hippodrome (Ice)
- EC = Early Childhood Center

#### Elementary Schools

- Bir = Birch Lake
- Hu = Hugo
- Lak = Lakeaires
- Lin = Lincoln
- Mat = Matoska
- One = Oneka
- OtL = Otter Lake
- VH = Vadnais Heights
- WL = Willow Lane
- ES = New Elementary

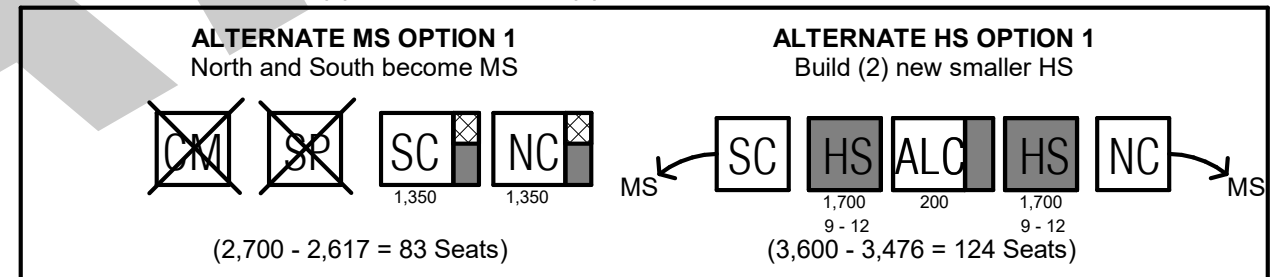
- ▣ Program Deficiencies to be solved at all Secondary Schools:
  - Auditorium on each MS/HS site
  - 500:1 student ratio for gym courts

- Capacity Addition, including Classroom and Core Space (if required)

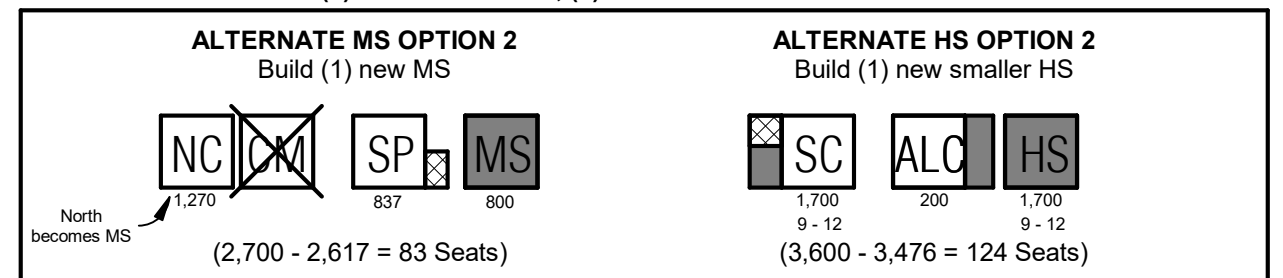
#### Secondary Schools

- CM = Central Middle School
- SP = Sunrise Park Middle School
- NC = WBLAHS North Campus
- SC = WBLAHS South Campus
- MS = New MS
- HS = New HS
- ALC = Area Learning Center

### ALTERNATE OPTION 1: (2) HIGH SCHOOLS, (2) MIDDLE SCHOOLS



### ALTERNATE OPTION 2: (2) HIGH SCHOOLS, (3) MIDDLE SCHOOLS





# OPTION: NEW HIGH SCHOOL ON CENTRAL SITE

Build new 9-12 HS on central site; South Campus / New as MS

### Early Childhood / Other Buildings

### Elementary (K-5)

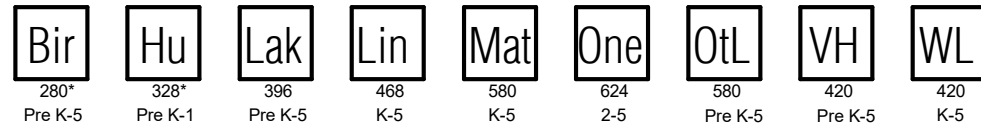
### Middle School (6-8)

### High School (9-12)

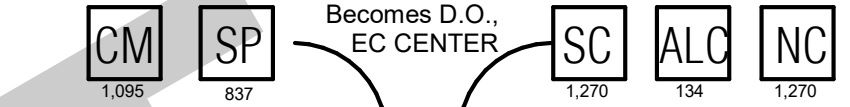
CURRENT CONFIGURATION



2018-19 Enrollment = 4,118 Students



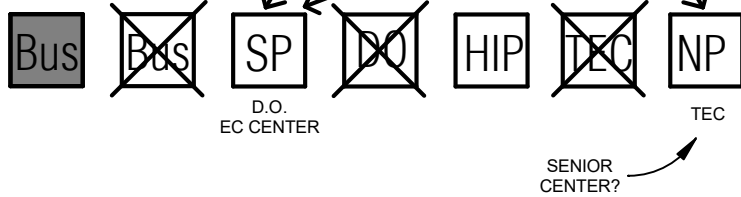
2018-19 Enrollment = 1,972 Students



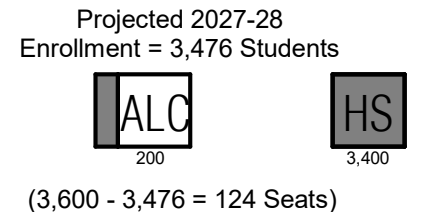
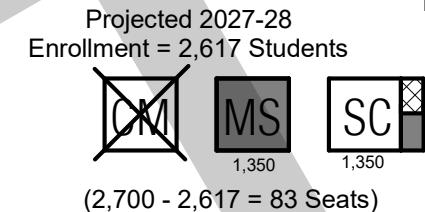
2018-19 Enrollment = 2,488 Students



PROPOSED CONFIGURATION



See Elementary Options Sheet



#### Questions:

- Where is Senior Center?
- Elementary Option?

#### PROS OF THIS OPTION:

- No longer leasing TEC
- All HS Students on one campus, with all HS needs
- Expanded/improved secondary athletic/activities facilities
- 9th and 10th grades will feel like they are in HS
- Less student transitions

#### CONS OF THIS OPTION:

- Phasing - very challenging (new MS must be built before CM demolished)
- NC Site - Size not large enough for all needs in current configuration (fields, parking) need additional site space?
- Traffic to HS on NC
- Cost (new HS displaces potentially North Campus, Central, DO, Bus Garage, and District Office)
- Potentially demolish DO/HIP (historic)?
- Equity across ES?

#### KEY / LEGEND:

##### Other

- Bus = Bus Garage / Maintenance Facility
- DO = District Office
- NP = Normandy Park (current EC/SR)
- TEC = Transition Education Center (leased)
- HIP = Hippodrome (Ice)
- EC = Early Childhood Center

##### Elementary Schools

- Bir = Birch Lake
- Hu = Hugo
- Lak = Lakeaires
- Lin = Lincoln
- Mat = Matoska
- One = Oneka
- OtL = Otter Lake
- VH = Vadnais Heights
- WL = Willow Lane
- ES = New Elementary

- ▣ Program Deficiencies to be solved at all Secondary Schools:
  - Auditorium on each MS/HS site
  - 500:1 student ratio for gym courts

- Capacity Addition, including Classroom and Core Space (if required)

##### Secondary Schools

- CM = Central Middle School
- SP = Sunrise Park Middle School
- NC = WBLAHS North Campus
- SC = WBLAHS South Campus
- MS = New MS
- HS = New HS
- ALC = Area Learning Center