

A red banner with black polka dots. A white speech bubble with a black outline is positioned in the center, containing the text "Red and White Report" in red. To the right of the banner is a tilted white box with a black border containing the text "Volume 13", "Issue 2", and "Winter 2015" in red.

Red and White Report


Volume 13
Issue 2

Winter 2015

Snowflake 2014-2015

BY :Taidhgin Adamus




Snowflake is a fun afterschool activity for those who want to go and  are looking for a fun way to beat the winter blues. There's games, pizza, music, and activities. It's filled with a lot of 6th, 7th, and 8th grade students every year and up to 10 high school volunteers. It is an event that is usually in the middle of February on a Friday from 3-8.

The kids start off by being brought into the commons to get their t-shirts then they're moved into their teams so they can come up with team names and participate in some team activities and games.

After they all get that set and done they get moved to the Little Theater. There they are introduced to a man named Eddie. Slowikowski. Eddie is a motivational speaker and a comical one at that, but when he needs to be serious he will be. This year he started by talking about his life a bit then when he came to his teenage years; he started to talk about *love* and he told it from both sides; the boy's side and the girl's side of story. Eddie also played music and taught everyone a dance.

All the thanks for this program goes to Ms. Yerkes and Mrs. Djikas. They're the people who ran Snowflake and who put a lot of hard work into this and also raised the money for it as well. This event is open to ALL Palos South students, so make YOUR plans to attend next year!



Meet Ms. Skobel

By Laura Baksys

Ms. Skobel! We know she's the new Spanish teacher, but that is all we know. In order to learn more about Ms. Skobel, I interviewed her.

Q) **Where did you teach before Palos South?**

A) Western Springs for one year, and Hickory Hills (Conrady) for three years.

Q) **Why did you decide to come to South?**

A) I am from the area. My brother actually went to South.

Q) **Why did you become a Spanish teacher?**

A) I had a great Spanish teacher, Mrs. Graham. I also studied abroad in Spain for one year, and I really enjoyed my experience.

Q) **Do you speak any other languages?**

A) My family is Polish so I know some Polish.

Q) **What are your favorite hobbies?**

A) Reading, painting, traveling, going to Plush Horse, and crocheting.



Meet Mr. Duggan

by Dean Elmosa

Q) **Where did you teach before Palos South?**

A) I have previously worked at a high school in Iowa and an elementary school in Palos Heights. This is my first year teaching middle school.

Q) **Why did you want to teach at South?**

A) I grew up and currently live in Palos. I care about the community and felt connected with the school even before I worked here.

Q) **Why did you become a language arts teacher?**

A) Honestly, I didn't like language arts when I was in school, and I always thought about how I could make it more interesting.

Q) **What are some of your favorite books?**

A) I tend to enjoy books I have taught because I spend so much time diving into them. Some would be: *The Outsiders*, *The Kite Runner*, and *The Lord of the Flies*.

Q) **What are your favorite hobbies?**

A) I love to play golf, watch Chicago sports, and spend time with my nieces and nephews.



2014-2015 NJHS Officers
Andrew Demma, Karina Zimnal, Nicole Vacha, Lilly Corso

Many students have asked, "What is the National Junior Honor Society (NJHS)?"

by Lilly Corso, NJHS secretary

The National Junior Honor Society is an organization that promotes recognition for students who reflect outstanding accomplishments in the areas of scholarship, character, leadership, citizenship, and service. NJHS is an extracurricular organization that supports the educational goals of the school and provides significant learning experiences, especially in the area of service. Thousands of schools are chartered each year and these chapters must adopt and follow the NJHS Constitution. The NJHS Constitution is the primary source for policy information regarding initial membership, dismissal of membership, maintaining membership, service hours and projects. The rules and regulations of our organization have been created by the national organization.

How and when can I become a member?

Palos South students are not eligible for membership until the 4th quarter of their seventh grade year, but there are many things you can do each year at South to ensure that you will be invited.

6th Graders- Get involved and keep up your grades. The NJHS is designed to recognize high achieving students with outstanding characteristics. Therefore, it is equally important to be involved in your school and community. **Join something today!!!**


7th Graders- During your seventh grade year, you will receive an invitation to apply to be in NJHS if your grades have been a 3.5 or higher for the first and second quarter. On the application, you must list clubs, sports, activities, etc... in which you have participated in here at South. To be considered, you must have participated in a South activity, extracurricular, or sport during each of your sixth and seventh grade years. It is important to get involved and keep up your grades.

Can Sleeping Near a Smart Phone Cause You To Sleep Less?

There's plenty of evidence that children who have televisions in their rooms get less sleep. One of the first studies to look at whether having a small screen like an iPod or smartphone in the room also affects rest had some interesting results.

2,000 fourth-graders and seventh-graders who were participating in a study on childhood obesity in Massachusetts were tracked. Lack of sleep is considered a risk factor for obesity, so the children were asked how long they slept and they were asked how often they slept with an iPod, smartphone or cellphone in their bed or next to the bed. More than half of the children; 57 per-cent, who said they slept near a small screen, felt they needed more sleep.

The children with devices reported getting 20.6 fewer minutes of sleep on weekdays, compared to children who didn't have the devices in the bedroom. Device children were also more likely to say they felt like they hadn't gotten enough sleep. So when you go to sleep, make sure that your device is sleeping somewhere else!



A “Selfish” Stick???

Selfies at tourist attractions are nothing new. But until recently if you wanted a beautiful composed picture of yourself in front of the White House or a famous landmark in the background, you might have asked a random person to take the photo.

Now though, relatively new gadgets called selfie sticks make it easy to take your own wide portraits or group shots. Fans say the stretchable rods which allow users to hold their cellphones a few feet away, are the ultimate convenience. No more bothering random people to take pictures and no more fretting about strangers taking lousy shots or running off with your expensive iPhone.




Some travelers though, fear the loss of that small interaction that came with politely asking a random person to help preserve a memory. And haters of this product express outright hatred of selfie sticks as annoying symbols of self-absorption. They even have a derogative name for them, making fun of the selfish behavior they think the sticks encourage; “narci-sticks.”

Articles by
Daniel Grieshaber



Photo courtesy of Low Lai Chow

Need a laugh? Big Nate is Here!
Comics by Lincoln Pierce, selected by Jeffrey K.



Soccer Teams

Y	M	A	N	U	N	I	T	E	D	S	Z	O	S
E	L	T	S	A	C	W	E	N	Z	A	Y	I	E
L	I	V	E	R	P	O	O	L	N	M	P	B	T
D	S	C	H	I	C	A	G	O	F	I	R	E	A
A	R	S	E	N	A	L	L	S	P	U	R	S	T
C	I	L	B	U	P	E	R	A	E	R	O	K	S
A	I	D	N	I	C	A	E	S	L	E	H	C	D
X	L	P	A	R	M	A	N	C	I	T	Y	K	E
S	D	N	A	L	R	Y	M	U	N	I	T	E	S
H	F	B	N	A	T	E	L	T	S	A	C	W	E
V	C	R	E	A	L	L	I	V	E	R	P	O	O
F	N	A	L	I	M	L	N	M	P	B	T	D	S

ACMILAN
CHICAGOFIRE
KOREAREPUBLIC
MANUNITED
REALMADRID
UNITEDSTATES

ARSENAL
FCBARCELONA
LIVERPOOL
NETHERLANDS
RUSSIA
UZBEKISTAN

MANUNITED
NEWCASTLE
SPURS
INDIA
MANCITY

Journey to Mars Epic Adventure

Sector Two: A Fork in the Road

Written by Jeffrey Korbitz

This is one of your biggest fears: Death. The last thing you want is such a “stellar” person like yourself to risk death. At only 37 seconds to launch time, you buzz to your mission coordinator. He answers, “Don’t screw this up! You’ve trained for all too long!” You reconsider, but your conscience tells you to STOP! Any chance of fatality is too much! You hear the countdown begin, and you scream, “IT’S TOO MUCH! STOP!” Your seat instantly stops shaking. A rocket-powered chair launches you and your belongings out of the passenger chamber as you hear, “3, 2, 1...” You watch as the brightest thing you’ve ever seen your whole life explodes. Blows up. Bang. It was right to leave, you think to yourself, as wreckage and bodies rain down. Fortunately, none of those bodies are yours. All because you chose right. The real question is what to do now?

*Do you go and talk to your mission leader? If so, put your vote in the choice A box.
Or do you sort through the wreckage? Then do the choice B box.*

Don’t forget to express your opinion at the box outside Mrs. Schramm’s room.

This is a story that depends on you.

Smash Bros. (secret unlockable characters)

Gaming articles by Liam Yunker

Apparently, the known secret characters that haven't been officially shown playing on the Wii U are Mr. Game & Watch, Bowser Jr., Jigglypuff, and Duck Hunt. So far, between the 3DS and the Wii U version, as far as characters are concerned, they are being withheld from the public. But the creator of this series, Masahiro Sakurai, hinted that there will be Wii U only content, and that the OK will be made during a Nintendo event. Sakurai promised a new single-player mode for the Wii U. Another secret character is Ness, from Earthbound, Lucina from Fire Emblem, Dr. Mario, and Ganondorf from the Zelda series. There is going to be new DLC coming this May, so all Nintendo enthusiasts better go to the E-shop and watch the Nintendo direct or they will miss out on the new upcoming event. Also, Little Mac from Punch-Out is in the 2014 smash for 3DS and Wii U. Thanks for reading and congrats to the Nintendo development.



Shiba Inu: The Race of the Amaterasu

The shiba inu dogs are noble Chinese dogs that were used in the CAPCOM video game Okami, which is a game involving the great sun goddess Amaterasu. Amaterasu in the game takes on the form of a white wolf with red markings. And most of the dogs were shiba inu. The game itself is the legend in full detail. Back then, wolves that were white were praised as the divine savior of all china from Yamatano Orochi.

Omikami Amaterasu Deity Form



Omikami Amaterasu (wolf form)

Yamatano Orochi





ONE DISTRICT ONE BOOK EVENT

Hello, my name is Aleandra Mroz and I am an 8th grader at Palos South. I was one of the many people who went to the One District One Book event that was hosted at school. This year's book was Shel Silverstein's Every Thing On It. The event was very involved and many of the teachers helped out. Also, because of this year's book being a poem book, all of the events were poetry based. Some of the events were: making an acrostic poem using your name, making a book-mark with one of the poems from the book, making a poet-tree, which was a drawing of your hand and in each of the fingers you wrote a word that describes you, and finally there was a station where you got to play on the ipads. The event was very enjoyable, fun and family friendly.



Years From Now

*Although I cannot see your face
As you flip these poems awhile,
Somewhere from some far-off place
I hear you laughing - and I smile.*

~ Shel Silverstein



The Rainbow Thrower

The rainbow thrower
Squints his eye
And hurls his colors
'Cross the sky
While far beyond
Horizons gate
The rainbow catcher
Sits and waits.

~ Shel Silverstein

POETRY and PICTURE CONTEST

The Red and White Report recently sponsored a poetry and picture contest. Students were asked to submit a poem that was inspired by a picture (or vice versa). The response was fantastic and we received many submissions! We are including some in this issue and some more in the next issue! A HUGE “THANK YOU” to all students who participated!

Burning Cold



When I look outside my cave I feel the cold
All those people with their jackets walkin' 'round real bold
That big chillin' sun burning holes in my side
If not for the cold I would have died
My jumbo icicles hanging down real depressed
But I tell 'em your not drooping like your bro
Lower than a hoodlum's pants hangin' down full of dough
I'm looking over this desert of snow thinkin'
Woah look at that heat burning down those mounds
Sooner or later there's gonna be ice by the pound
But then I go and curl up in my humble home
And you won't see me comin' out 'till I think twas a good time to roam
Slippery ice just burned you with those rhymes

walker Ahluwalia

Snow

By: Joey Brady



Snowflakes

Each different from the others but the same
 All made from the same thing but all come down different
 All graceful and elegant
 A crystalized, natural beauty
 But together in the air a dangerous storm
 One by one they fall
 But come together at the end
 All fluffy and puffy and together at last

Tape

you can stick it or
hang it

you can Tape a
Tapiere, you can tape a Tater-tot

Tape up your things
So they wont fall down

Tape up your smiles so
you wont frown

Sticky as Glue, and
Aletable too,

Tapes The substance
for you!

Cole
convor

MINECRAFT



Previously an .exe file,
But now it's an .msi file and that's not vile.
I tried it first in July,
And the ground around the water slide hadn't run dry.
Later I used diamonds for crafting,
Then on the sea I went rafting,
After some time I had one wish,
That wish was to have leather armor that was light blue and stylish.
Afterwards I learnt a very special art,
Redstone was the art and now I remember it by heart.

By David Nowobilski

My Day

*The alarm goes off and its 7 o'clock
It's time to start my day
Refreshed from sleep and ready to go
Far from hitting the hay*

*I wake up every morning
And stagger out of bed
I take a shower, brush my teeth
And comb my hairy head*

*I throw on some clothes and
To ensure my day starts right
I eat my breakfast and drink my drink
And start planning my day till night*

*I go to school and learn a lot
And answer the questions I can
To show my teachers I've done my work
And prepare for the tests at hand*

*I read my books and take many notes
To try to remember the key
To all the important rules
They are trying to teach me*

*The clock is ticking and the day is ending
My notes are being bagged
And carried on my back
With my homework being tagged*

*I eat a snack and review my homework
For there are many things to study
I fly through the easy ones and focus on the hard
For those I call a buddy*



*Dinner is next and the talks begin
With all family members telling their day
We share our experiences and comment on
all
And hear what everyone has to say*

*My eyes are tired and my strength is gone
It is time for me to rest
Its dark outside and I need some sleep
So I can do my best*


*I jump in bed and review in my head
The many things taught that day
And thank my teachers for their hard work
And all they do and say*

By Tasia Chibucos

Introduce Girls to Engineering Day

By Jenny Wilson

On Thursday February 26, I had the unique chance to visit Argonne National Laboratory. I was invited to participate in their annual IGED (Introduce a Girl to Engineering Day), which is a program where you can sign up to be one of two eighth grade girls from your school district. There you will have the chance to meet many amazing people who work there. Then you can go to an expo where they show you how engineers have affected the world and what they do. This year they showed us 3-D printing, thermal imaging, forensic investigation, liquid nitrogen, how to detect radiation, how magnets affect things, how to code and design a computer, how to build electric motors, how to make a suspension bridge, physical therapy, and my favorite: polymers. The polymers we made were Gak/Silly-Putty and slime. Then we were separated into groups and went on a tour of parts of the lab. My tour group got to see the fifth fastest computer in the world. To understand the speed of Mira, the computer, they told us that if they gave a normal computer, like the ones at your home or school, and Mira the same data to create an image or movie of what is happening, it would take Mira 24 hours to do and the normal computer over 24 years to do the exact same thing. How do they get that speed? They have 48 racks of processors and 786,432 processors. We also got to see how the movies or images turned out when finished. Then we saw a tech table where with satellites; they have figured out the steepness of a mountain or hill, and when you touched the table rain would appear and follow the actual paths it would take if it was raining in the spot you were touching, this is helpful because if you wanted to make new residential areas or build a dam it would show you where the rain would flow. After the tour, we built a mini car to see how fast it could go. This was an amazing experience for me. If you are interested you can go to www.anl.gov to learn more about what they do there.



Gak Recipe

Materials

plastic tub or bin
glass bowl
glue
warm water
food coloring (optional)
Borax

Instructions

Squeeze about 4 ounces of glue into a glass bowl.

Mix in 1 1/2 bottles of warm water. (The recipe calls for 4 ounces of glue and 4 ounces of warm water, but remember: the measurements don't have to be exact and it will still work.)

Add your food coloring, if desired. We added red food coloring and mixed it in to a lovely shade of pink.

Mix 1 teaspoon of Borax into 1/2 cup of water, and slowly add the solution to the glue mixture.

Stir in the Borax solution until the slime started to come together. We did not use all of the Borax solution.

Knead the Gak. At first it will be really wet and gooey, then stringy and sloppy, until finally it will hold together.

We kept kneading until we had one easy-to-work-with mass of slime that could be pulled apart and manipulated—to some extent, because really, this slime has a mind of its own. It is so viscous and pliable it is! Completely different from play dough, and absolutely inspiring.

When you're done using your Gak, you can store it in a sealable container or Ziploc bag for about two weeks (when it may start to smell!).

As the winter season is coming to an end and the spring season is starting to creep in slowly, people enjoy taking a day off and relaxing with their family. What better way of relaxing then making crafts with your little children. Your kids will love the idea of having to create safe and easy little projects. There projects are also very affordable. All the materials you'll need will almost be things that are found around the house. There are many benefits for a child to make crafts. Art and craft ideas encourage children to use their imagination to create their own entertainment. Making something on their own helps to develop confidence and their abilities to make individual decisions and choices. Here's one really neat artsy idea. The craft is called a Marshmallow Snowman. Materials that you need: mini marshmallows, markers, glue, construction paper, orange scrap paper, and scissors.

How to Do It: Draw a snowman on the construction paper, including the face and buttons. Cut out a carrot nose from the orange scrap paper and glue onto the face. Outline the snowman's body with glue. While the glue is still wet, stick the mini marshmallows in place and let it dry. Hang up your fun new marshmallow friend wherever you'd like.

The next craft I'd like to share with you is very fun to make. Just make sure to be creative with it. This craft is a polar bear mask. Supplies you will need: paper plate, white tissue paper, school glue, white cardstock paper, empty plastic fruit cup, white acrylic paint, black marker, large black pom-pom, glue gun (adult use only), craft knife (adult use only), and scissors. Instructions: first, trace small circles for the eyes and then used a craft knife to cut them out. This step must be done by an adult. Second, for the snout use an empty plastic fruit cup. You can also use it to make the ears by tracing it onto a piece of white card stock paper, cutting it out and then cutting the circle in half. This makes the two ears. So you can go ahead and glue the two ears on the back of the paper plate. Third, Paint the clear fruit cups with white acrylic paint and let them dry completely. They may require 2 coats of paint. Fourth, while the snout is drying put school glue onto a section of your paper plate and then place white crumpled tissue paper squares all over the glue. Do this on every section until the paper plate is covered. We chose to not put tissue paper where the snout was going to go, but I don't think it matters which way you do it. Fifth, once the snout is dry, draw a bear mouth on the bottom of the cup with a black permanent marker. Finally, Use a glue gun to run glue around the bottom rim of the cup and glue it down onto the polar bear face. Also use the hot glue gun to glue on the black pom nose. (Adult supervision required with use of a hot glue gun.) Now you have a cute polar bear mask. You can put on a show with them on or just make them decorations in the room. Hope you enjoyed these fun new crafts. Have fun creating them! :)

By:

Samantha Michniak





STUDENT STAFF

Jeffrey Korbitz
Eve Cajas
Jenny Wilson
Samantha Michniak
Weston Schwartz
Danny Grieshaber
Liam Yunker
Grey Ramirez
Laura Baksys
Taidhgin Adamus
Hannah Shakir
Adam Dajani
Miriam Ottman
Alyssa Heintzman
Lakota Hollowell
Mike Kotas
Nick Colton
Dean Emosa
Lily Corso

Volume 13
Issue 2

Winter 2015

*Red and White
Report!!!*



FACULTY ADVISORS

Mrs. Lindeman
Mrs. Schramm