

Canvas Parent Account

Parents can sign up as an observer in Canvas. Observers can link their Canvas account to their student's account so they can see assignment due dates, announcements, and other course content. Observers can view the course content but cannot participate in the course.



These directions are for parents who do not have a Canvas account and want to observe their students in their courses. If you already have a parent account in Canvas, simply log in with your existing username and password.



Download the Canvas Parent app from the Apple App Store or Google Play Store. Or if you would like to create an account from a web browser skip to page 3.

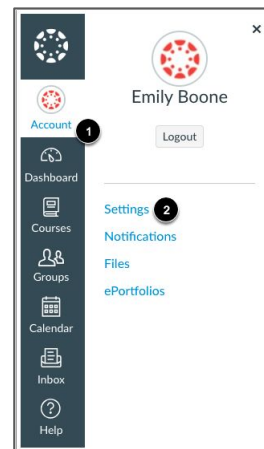


Before creating an account, your student must generate a "pairing" code.

To Generate a Pairing Code:

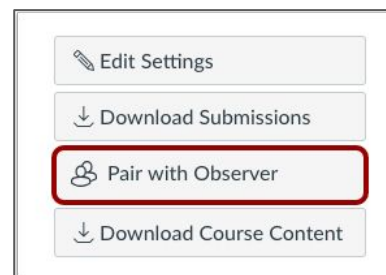
Step 1:

- Have student go to <http://mansfieldisd.instructure.com> and log into Canvas with their Mansfield ISD username and password.
- Click on Account in the left toolbar.
- Click on Settings



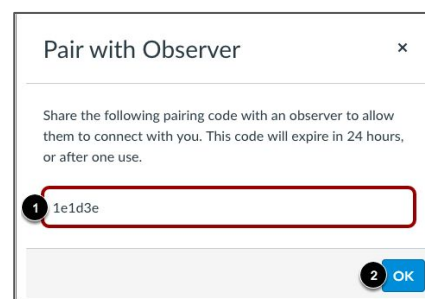
Step 2:

- Click on Pair With Observer on the right side bar



Step 3:

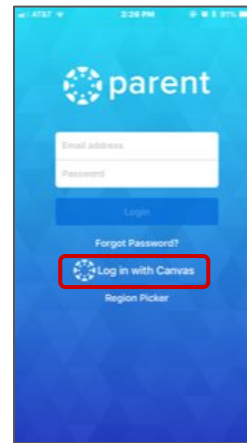
- Copy the 6-digit pairing code to use when creating the parent observing account
- Click OK
- The pairing code will expire after 24 hours or first use



To Create a Parent Account In the Parent App:

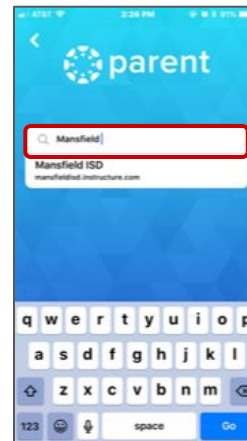
Step 1:

- Download the Canvas Parent App from the app store
- Click on **Log In with Canvas**



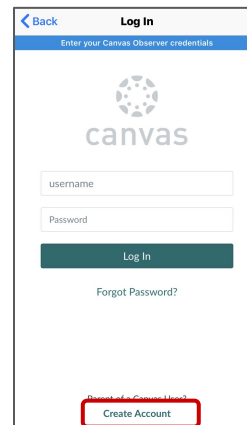
Step 2:

- Begin typing Mansfield ISD
- Click on Mansfield ISD when it appears in the search results



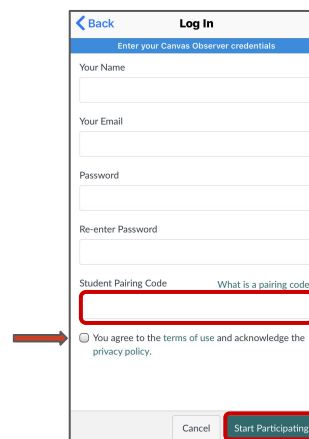
Step 3:

- Click **Create Account**



Step 4:


- Fill in the requested information
- Type the **Student Pairing Code** generated from the steps above
- Check the box to agree to the terms of service
- Click **Start Participating**



To Create a Parent Account In a Web Browser:

Step 1:

- Go to <http://mansfieldisd.instructure.com>
- Click on **Parent of a Canvas User? Click Here for an Account**



Step 2:

- Fill in the requested information
- Type the **Student Pairing Code** generated from the steps above
- Check the box to agree to the terms of service
- Click **Start Participating**

