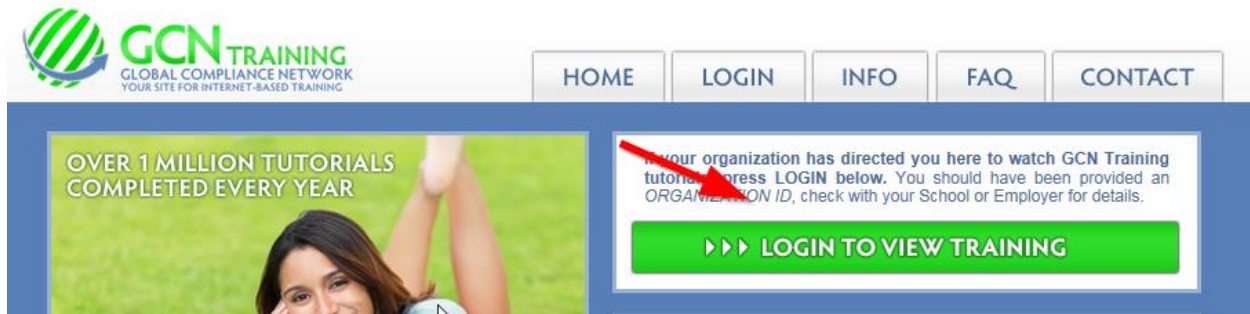


Organizational ID: 104328m

GCN Training How to:

Go to www.gcntraining.com

Click on "Login to View Training"



GCN TRAINING
GLOBAL COMPLIANCE NETWORK
YOUR SITE FOR INTERNET-BASED TRAINING

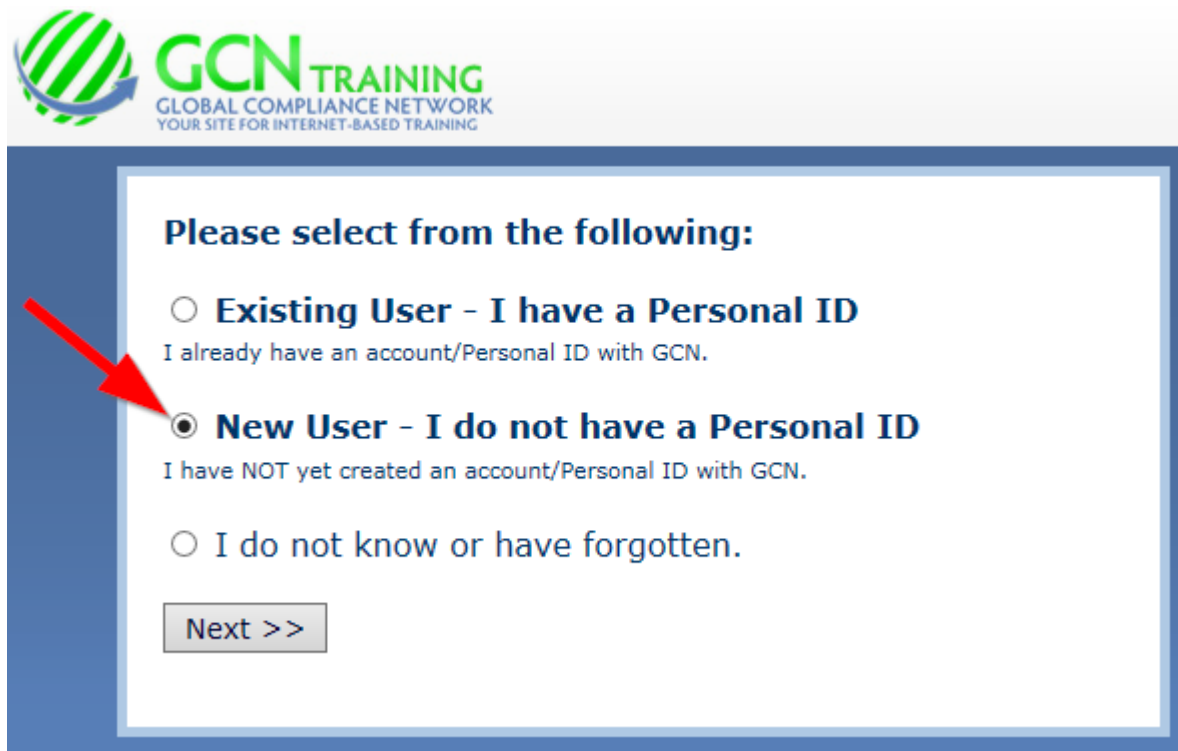
HOME LOGIN INFO FAQ CONTACT

OVER 1 MILLION TUTORIALS COMPLETED EVERY YEAR

If your organization has directed you here to watch GCN Training tutorials, press LOGIN below. You should have been provided an ORGANIZATION ID, check with your School or Employer for details.

▶▶▶ LOGIN TO VIEW TRAINING

Click New User, I do not have a personal ID



GCN TRAINING
GLOBAL COMPLIANCE NETWORK
YOUR SITE FOR INTERNET-BASED TRAINING

Please select from the following:

Existing User - I have a Personal ID
I already have an account/Personal ID with GCN.


New User - I do not have a Personal ID
I have NOT yet created an account/Personal ID with GCN.

I do not know or have forgotten.

Next >>

Enter in our Organizational ID: 104328m


Please enter your Organization ID below.



ORGANIZATION ID:

[I DON'T KNOW MY ORGANIZATION ID](#)

Fill in your first name, last name, and min201.org email address:

 **Let's check for your Account.**
Please enter the information below.

* First Name (Legal) M. Initial

* Last Name

Email Address

Confirm Email Address

(*) Required Fields

Your Email Address will be used for GCN related correspondence only, and will not be sold in any way.

Note: All staff will show as a 'teacher' in GCN. Even if you are an Aide, Custodian, or Principal.


Enter in your Personal ID: Which is basically like a password. I recommend making it something easy such as: yourname201

To create an account, you'll need to choose a Personal ID. Remember this for future logins.

ATTENTION: The 2014-15 Cycle has begun your 2013-14 annually required records are available on your Archived Certificate.

The Personal ID is a code of your choosing.
It is NOT a password

NOTE: Your Personal ID must be a minimum of five characters long and contain no special characters or spaces.

 ENTER YOUR PREFERRED PERSONAL ID:

GCN Admin Login | Need assistance? Contact help@gcntraining.com

After hitting submit, you'll be asked to confirm your name & email:

✓ Souza, Aaron

Please Update the available fields below:
(* required)

* Position

* Location


Email Address

Your Email Address will be used for GCN related correspondence only, and will not be sold in any way.

Once logged in, you'll see how many required and optional videos you need to complete:

Tutorial Progress

Please view the tutorials required for your job classification. If you have not received a list of the tutorials required for you to view, contact your HR / Personnel department. When you have finished, you may print your Certificate*.




**You Have Completed
0 / 1
Required Tutorials**

CLICK HERE TO REFRESH

REQUIRED TUTORIALS **OPTIONAL TUTORIALS**


Note: Completed records are listed at the bottom.

CONTINUE Cyber Bullying -- IL




Souza, Aaron
asouza@min201.org

**PRINT YOUR
CERTIFICATE***



***SAVE SOME PAPER** Wait until you complete the last of your tutorials before printing your Certificate. They're all printed on a single page. The [Adobe Reader](#) is needed to view the Certificate.

News & Information



New Tutorial Viewer Help
8/15/2014

Some tutorials will play in a new environment. If the first slide of the new tutorial viewer does not start for you, click the **ALTERNATE VERSION** link below the

The videos have sound, but in many cases you can just read the slides and complete the training. However, you cannot go through the slides as quickly as you read them. There is a time delay on each slide that forces you to wait until you can click next slide.

Slide Listing 3 of 40

Now Viewing: Cyber Bullying -- IL

Global Compliance Network

Objectives for the tutorial

In this tutorial, you will learn the objectives shown on screen.

- About the general characteristics of cyber bullying
- About the definition of cyber bullying
- To identify the roles of the bully, victim and the bystanders relative to cyber bullying
- To identify ways in which schools and adults can reduce school violence and cyber bullying

01 Slide 1

02 Slide 2

03 Slide 3

04 Slide 4

05 Slide 5

06 School Code Of Illinois

07 Electronic Communications

08 Bully Prohibited in all IL School Districts

09 Slide 9

10 Slide 10

11 Slide 11

PREV SLIDE

REWIND

PAUSE

NEXT SLIDE

SEND A COMMENT

REQUEST ASSISTANCE

CC DISPLAY SLIDE TEXT