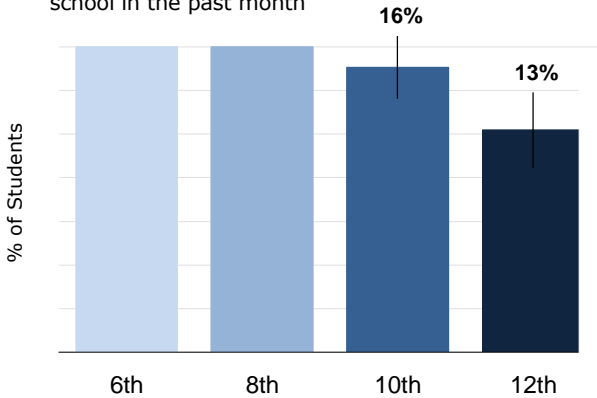




School Safety for Lake Washington School District in 2018

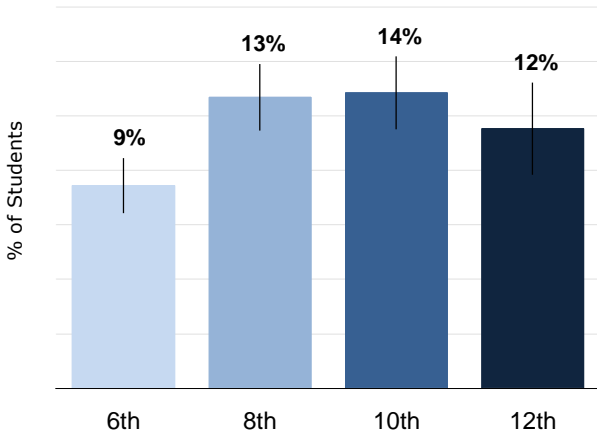
Bullied at school*...

Students who report they were bullied at school in the past month



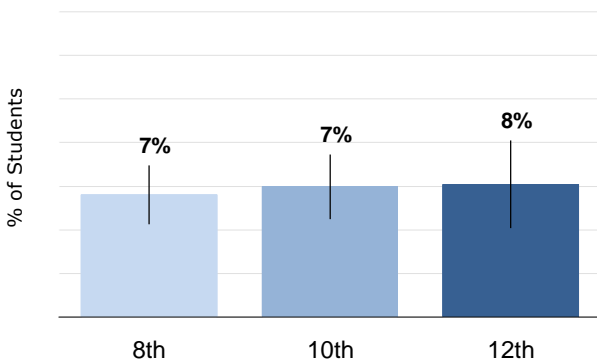
Not feeling safe...

Students who report they did not feel safe at school



Missing school due to safety...

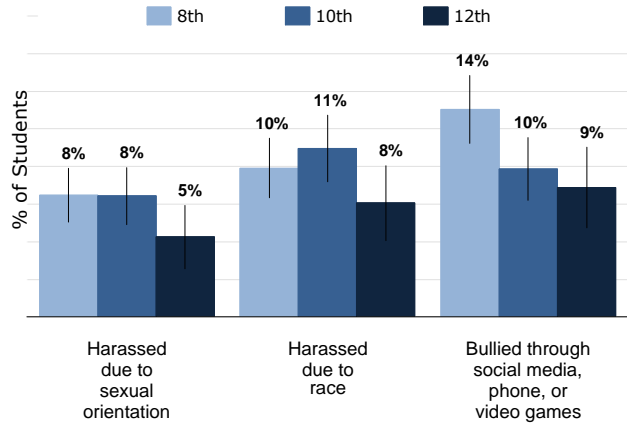
Students who report not going to school because they did not feel safe



For more results from the 2018 Healthy Youth Survey, please visit www.AskHYS.net

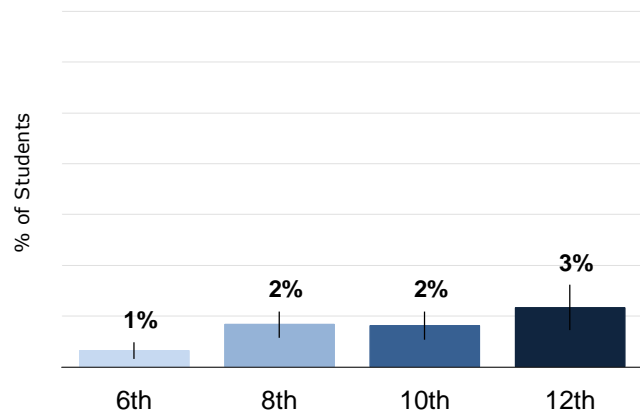
Harassment...

Students who report being harassed or bullied at school due to their perceived sexual orientation or race or by a computer or cell phone in the past month



Weapon carrying...

Students who report they carried a weapon on school property in the past month



For more information about bullying prevention and school safety, visit:

- Office of Superintendent of Public Instruction's School Safety Center: www.k12.wa.us/safetycenter

The data in these charts are based on the Healthy Youth Survey conducted in fall 2018. In Lake Washington School District, 2,033 6th graders, 1,920 8th graders, 1,640 10th graders and 925 12th graders completed the survey.

*In 2018, bullying is defined as when one or more students threaten, spread rumors about, hit, shove, or otherwise hurt another student over and over again. It is not bullying when two students of about the same strength or power argue or fight or tease each other in a friendly way.

Prevalence is displayed with 95% confidence intervals (as black bars). "U" indicates data is unavailable, because of too few surveys completed, questions not asked, or other reasons.