



ORANGE UNIFIED SCHOOL DISTRICT

Measure S Bond Program

March 2019 Monthly Progress Report



PERIOD COVERED:

March 1-31, 2019

FISCAL YEAR

FY 2018-2019

PROGRESS REPORT NO.

PR-021-1819-021

PREPARED BY:

CUMMING
Building Value Through Expertise



TABLE OF CONTENTS

1.0 Executive Summary

- 1.1 Program Summary
- 1.2 Program Highlights/Key Milestones
- 1.3 Look Ahead (next 90 days)

2.0 Project Status Report

- Canyon HS – Science Center
- El Modena HS – Science Center
- Orange HS – Utility Infrastructure (Increment # 1)
- Orange HS – Science Center (Increment # 2)
- Villa Park HS – Interim Housing & Science Center

3.0 Financial Report

- 3.1 Project Cost Estimate
 - Budget vs Actuals with Vendor details per High School
- 3.2 Cash Flow Projections

4.0 Program Schedule Summary



1.0 EXECUTIVE SUMMARY

1.1 Program Summary

DSA approval has been received as follows:

- (Completed) January 31, 2019 - Canyon HS Science Center (04-117300)
- (Completed) November 6, 2018 - El Modena HS Science Center (04-117098)
- (Completed) August 16, 2018 - Villa Park HS Science Center (04-117022)
- (Completed) July 12, 2018 - Orange HS Science Center (Increment # 2) (04-116859)
- (Completed) April 10, 2018 - Orange HS Increment # 1 (Satellite Kitchen) (04-116673.2)
- (Completed) March 1, 2018 - Orange HS Increment #1 (Infrastructure Upgrades, Move Relocatable Buildings, Bus Drop-Off, Restroom Renovation Project) (04-116673.1)
- (Completed) February 7, 2018 - Villa Park HS Interim Housing (DSA Application #04-116788)

Construction start and tentative scheduled starts, as follows:

- Tentative start set for May 2019 – Canyon HS Science Center
- ([Construction Start](#)) February 18, 2019 – Orange HS Science Center (Increment #2)
- ([Construction Start](#)) April 2, 2019 – El Modena HS Science Center
- ([Construction Start](#)) January 7, 2019 – Villa Park HS Science Center (both Interim Housing and Science Center)
- ([Construction Start](#)) June 15, 2018 – Orange HS Site Infrastructure (Increment #1)

1.2 Program Highlights/Key Milestones

March 14th Approved Board of Education Items

- On March 14, 2019, the Board approved Change Order # 5 in the amount of: \$95,000.00, at Orange HS Increment # 1, for Swinerton Construction, this change order reflects; 9.91% of the 10% (\$596,542), and a revised contract amount of; \$6,556,431.
- On March 14, 2019, the Board approved the contract amendment of the CMAS agreement with ACCO Engineered Systems, for Villa Park HS Interim Housing & Science Center, to cover the addition of a new 400A breaker to supply power from the existing switchgear, to power the interim housing modular units, in the amount of \$5,432.50.
- On March 14, 2019, the Board approved contract Change Order # 1 in the amount of: \$2,806.00, at Villa Park HS Interim Housing & Science Center, for Angeles Contractor Inc. (ACI). This change order reflects; 0.12% of the 10% (\$2,399,700), and a revised contract amount of; \$23,999,806.



- On March 14, 2019, the Board approved award of Beltmann Relocation Group in the amount of; \$4,640, at Villa Park HS Interim Housing & Science Center, to provide moving services to facilitate the temporary relocation of the Building 300 classrooms to nine (9) interim housing modular classrooms on April 2, 2019.
- On March 14, 2019, the Board approved award of Bid No. S1819-005 El Modena High School Science Center, to the lowest responsive responsible bidder, Angeles Contractor, in the amount of \$25,818,000, whose bid is also within the estimated budget for this project. The following five (5) contractors submitted bids which were opened on March 4, 2019;

| | Bidder | Bid Total – Inclusive of Allowances |
|----------|----------------------|--------------------------------------------|
| 1 | Angeles Contractor | \$25,818,000 |
| 2 | Amoroso Construction | \$26,337,000 |
| 3 | Pinner Construction | \$27,458,000 |
| 4 | P.H. Hagopian | \$27,849,000 |
| 5 | Morillo Construction | \$28,746,000 |

- On March 14, 2019, the Board approved award of ACCO Engineered Systems for Owner Furnished Contractor Installed (OFCI) Electrical System Equipment, using CMAS Agreement, for Canyon HS Science Center, in the amount of; \$159,985.61. This cost reflects a savings of \$26,398 (based on 16.5% overhead and profit offset).

Program Budget Update

- The February 2019 Monthly Report was issued. The budgets are based upon the 95% Construction Documents Cost Estimates completed by the Construction Managers (updated from the Construction Cost Estimates based upon the Construction Document Designs).

Program Schedule Update

- The February 2019 Monthly Report was issued. The program schedule is based upon the updated schedules completed by the Construction Managers using the various stages of Construction Documents progress.

Phase II Update

- On 3/22/19, meet with Lionakis to discuss the Tier I and Tier II structural assessment results that are driving the decisions for this planning.
- On 3/21/19, the next planning meeting was held with the design team and school staff and students for El Modena HS, with focus on the three options for design considerations. Superintendent Hansen was in attendance.
- On 3/6/19, an executive steering committee meeting for Villa Park HS, was held at the district offices, regarding direction of the conceptual options and next steps.



- Awaiting proposal from gkkworks / Cannon Design Architect on the formulation of a “Basis of Design” package for use in the District meetings to finalize the Phase II design for Canyon High School.

California Environmental Quality Act (CEQA) Compliance:

- Villa Park HS – Notice of Exemption (Board approved on 9/20/18).
- Canyon HS – Notice of Exemption (Board approved on 7/26/18).
- Orange HS – Notice of Exemption (Board approved on 3/8/18).
- El Modena HS – Notice of Exemption (Board approved on 3/8/18).

Procure Electrical System Equipment

- As of 3/29/2019, The order for the electrical equipment purchase for El Modena Science Center was placed with ACCO for delivery to their warehouse.
- On 3/1/2019, the order for the electrical equipment purchase for Villa Park HS Interim Housing and Science Center was placed with ACCO for delivery to their warehouse.

Citizens’ Oversight Committee (COC)

- On 2/20/19, Scott Harvey and David Rivera attended the COC meeting to answer any questions related to the Measure S Bond Program. The next meeting # 10 is scheduled for April 24, 2019 to be held at Orange High School.

COC Meeting agendas, meeting minutes, reports, and additional information can be found at;
<https://www.orangeusd.org/measure-s/citizens-oversight-committee>

Program Management Plan (PMP)

- As of 2/25/19, the PMP version 2 revisions was launch for the Measure S Bond teams, on Procore.

Contractor Pre-Qualification

- Prequalification activity for El Modena HS Science Center pursuant to the current bid;
 - 9 Prime Contractors are eligible to bid S1819-005 EMHS Sci Center – attended mandatory job walk and prequalified with audited financials and sufficient single bonding capacity.
- As of 11/21/18, current contractor prequalification includes:
 - 24 Prime/GC’s – 17 large Prime Contractors are included in this category and able to financially qualify and perform at the level required to bid the large projects at the high schools.
 - There are currently 124 Mechanical / Electrical / Plumbing contractors’ (there were 36 MEP’s added during the Orange HS Science Center outreach for S1819-001).
 - To date, two marketing efforts for Measure S Program projects included invitations to 382 contractors and 5 plan rooms. Refer to the reoccurring marketing of projects;



- Each project advertised for bidding will include extensive marketing efforts to maintain a large pool of qualified contractors able to bid Measure S Program projects.
- Projects are posted to American Reprographics Company (ARC) public plan room, which a large well-known plan room and heavily utilized by school districts for posting of bids.
- Project general information and a link to ARC is also posted on the District's website, under the Measure S Program.
- Prospective contractors continue to submit pre-qualification applications, which continue to be reviewed by the District and the Program Manager on a rolling basis.

Project Achievements

- March 14, 2019, the Board approved, the Procurement of Owner Furnished Contractor Installed (OFICI) Electrical System Equipment for the Canyon HS STEM Building, using CMAS Agreement with ACCO Engineered Systems, in the amount of \$159,985.61.
- March 14, 2019, the Board approved, the Amendment of the CMAS Agreement contract to ACCO Engineered Systems for the Owner Furnished Contractor Installed (OFICI) Electrical System Equipment at Villa Park HS IH & STEM Building, to cover the addition of a new 400A breaker to supply power from the existing switchgear to power the interim housing modular units, in the amount of \$5,432.50.
- March 14, 2019, the Board approved, an Amendment of the Lease Agreement contract to Elite Modular Leasing & Sales, Inc., to supply nine (9) modular classrooms and one (1) modular restroom at Villa Park HS IH & STEM Building, to cover the addition of pilot cars needed for the delivery of the ten (10) modular units by trailer, from Elite Modular to the school site, as required by the City of Orange, in the amount of \$8,375.00.
- March 14, 2019, the Board approved, an amendment to the contract with Angeles Contractor Inc., at Villa Park HS Interim Housing & Science Center; for Change Order # 1 in the amount of: \$2,806.00. This change order reflects; 0.12% of the 10% (\$2,399,700)
- March 14, 2019, the Board approved, an amendment to the contract with Swinerton Construction at Orange HS Increment # 1; for Change Order # 5 in the amount of: \$95,000.00. This change order reflects; 9.91% of the 10% (\$596,542.40).
- March 14, 2019, the Board approved the recommendation to award Bid No. S1819-005 El Modena High School Science Center to the lowest responsive responsible bidder, Angeles Contractor, in the amount of \$25,818,000, whose bid is also within the estimated budget for this project. Five (5) contractors submitted bids which were opened on March 4, 2019. Bidder Bid Total – Inclusive of Allowances;

| | |
|-----------------------|--------------|
| 1. Angeles Contractor | \$25,818,000 |
|-----------------------|--------------|



| | | |
|----|----------------------|--------------|
| 2. | Amoroso Construction | \$26,337,000 |
| 3. | Pinner Construction | \$27,458,000 |
| 4. | P.H. Hagopian | \$27,849,000 |
| 5. | Morillo Construction | \$28,746,000 |

- March 14, 2019, the Board approved, a moving services contract to Beltmann Relocation Group for Villa Park HS Interim Housing & Science Center, to facilitate the temporary relocation of the Building 300 classrooms to nine (9) interim housing modular classrooms on April 2, 2019. The interim housing units have been installed on the south side of campus.
- February 12, 2019, the Board approved, a contract award to Elite Modular Leasing & Sales, Inc., for the delivery, installation, lease, dismantle, and removal, and required related services, of a portable modular building to be used for an interim student food services location, at Canyon HS Science Center, in the amount of \$125,487 for a two (2) year lease term. An additional amount of \$18,823 (15%) is being added as contingency for a total cost of \$144,310, pursuant to the contract awarded by the Savanna School District.
- January 31, 2019, Canyon HS STEM Building received DSA approval of plans (DSA Application #04-117300).
- January 17, 2019, the Board approved, Orange HS Increment # 01; Change Order # 4 in the amount of: \$161,049.42. This change order is comprised of the following proposed change order's (PCO): 17, 18, 20, 21, 24, 26, and 33, reflecting; 8.31% of the 10% (\$596,542) change order contingency.
- January 17, 2019, the Board approved, Orange HS Increment # 01; Change Order # 3 in the amount of: \$33,874.56. This change order is comprised of the following proposed change order's (PCO): 8, 9, and 12.
- January 17, 2019, the Board approved, Orange HS Increment # 01; Change Order # 2 in the amount of: \$42,086.09. This change order is comprised of the following proposed change order's (PCO): 13, 14, 15, and 16.
- January 7, 2019, a Notice to Proceed was to issued Pinner Construction Co. for Orange HS Science center (Increment # 2), reflecting a 02/18/19 start date.
- January 7, 2019, the Girls (and Boys) restroom, Orange HS Increment # 1, building 500, was completed and turned over for School use.

1.3 Look Ahead (next 90 days)

Board of Education Agenda



April 18th Tentative Items:

- Amend the CMAS Agreement contract to ACCO Engineered Systems for the Owner Furnished Contractor Installed (OFCI) Electrical System Equipment at El Modena HS STEM Building, upon review of the El Modena Science Center final DSA plans, it was determined by engineers that additional equipment is needed to meet the needs of the project. Specifically, three (3) current transformers were added at a cost of \$2,774.88 per unit for a total change to contract of \$9,959.85 (inclusive of shipping and tax).
- Amend the professional services contract to gkkworks / Cannon Design in order to complete the design of the interim food service facility, gkkworks/CANNON needs to initiate additional work for DSA submittal of the temporary facility due to Building Code and Health Department requirements. The firm submitted a fixed fee proposal to the District of \$24,120, plus estimated reimbursables in the amount of \$2,000, for a total of \$26,120.
- Amend the CMAS agreement contract with ACCO Engineered Systems, in order to meet the scheduling requirements of the project and get interim housing units energized in time for the relocation of classrooms, an additional 400 Amp circuit breaker is needed. The circuit breaker cost is \$361.93 (inclusive of tax and shipping).

Program Wide

- Orange HS Increment # 1 – Process the final punch list work and paperwork for substantial completion and close out (Notice of Completion) of the project based on contract completion date.
- El Modena HS Science Center – The construction trailers were delivered to site. We will start the weekly construction meetings on Monday's at 1:00pm.
- El Modena HS Science Center – The City of Orange Fire Water plan check comments to be reviewed by the Architect.
- El Modena HS Science Center – A groundbreaking ceremony has been set for Saturday, April 13, 2019, at 10:00 a.m.
- Orange HS Science Center - Issued construction directive's # 1 thru 7 with not-to-exceed (NTE) prices totaling \$229,818 for various descriptions of work.
- Villa Park HS Interim Housing & Science Center – Angeles Contracting preparing to start the demolition of Building 300 on April 17, 2019.
- Canyon HS Science Center – Anticipate the award of the responsive and responsible low bid general contractor for bid package S1819-006 for (DSA Application #04-117300), with bid close scheduled for April 18, 2019.



- Canyon HS Science Center – Request for Proposal outreach to the IOR /LOR prequalified eligibility list to establish Inspector of Record and Lab of Record services prior to construction.
- Canyon HS Science Center – Request for Proposal outreach to the IOR /LOR prequalified eligibility list to establish Inspector and Lab of Record services for.
- Canyon HS Science Center – Conduct a Phase I hazardous material assessment for the upcoming building demolition areas for this project, with the successful proposer.
- Canyon HS Science Center – Senior Executive Director to finalize Phase II, "Conceptual Design" pricing with gkkworks/Cannon Design, Architect and submit for Board approval to execute agreements and start design.
- Canyon HS Science Center – Secure Architect / Engineer approval of the Owner Furnished / Contractor Installed (OFCI), electrical equipment list. Prepare the California Multiple Award Schedule (CMAS) contract to furnish this electrical equipment for Canyon HS.
- Canyon HS Science Center – A groundbreaking ceremony has been set for Saturday, June 8, 2019, at 10:00 a.m.
- Complete the Weekly Briefing, Monthly Program Status Reports and Weekly updates.



2.0 PROJECT STATUS REPORT



Canyon High School
New STEM Building

CANYON HIGH SCHOOL



EL MODENA SCIENCE CENTER

Overall View

HED



Orange High School Science Center



AT VILLA PARK HIGH SCHOOL

LPA



CANYON HS SCIENCE CENTER

- | | |
|--------------------------------------------------------------------------------------------------------------------------------------------------------------|------------------------------------------------------------------------------------------------------------------------------------------------------------------------------------------------------|
| <ul style="list-style-type: none">• 12 Laboratory Rooms• 12 General Classrooms• Student Services• New Food Services | <ul style="list-style-type: none">• New Multi-Purpose Room Entry• Parking Lot Improvements• Infrastructure Upgrade and Improvements• Landscape Improvements |
|--------------------------------------------------------------------------------------------------------------------------------------------------------------|------------------------------------------------------------------------------------------------------------------------------------------------------------------------------------------------------|

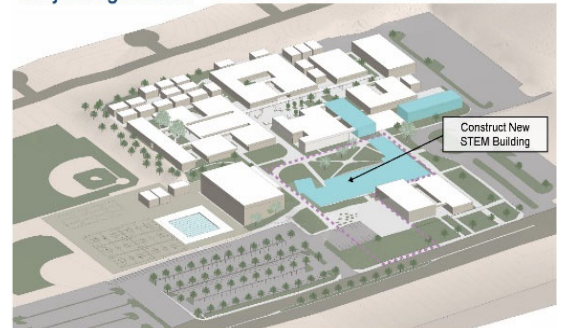
Project Update (Bid & Award):

- As of 3/29/19, the Phase I hazardous material contractor, Encorp, will start the hazardous material assessment on 4/1/19 thru 4/3/19, in the following scheduled demolition areas; Building A (Existing Admin Building) and Building H (existing MPR and Kitchen). If a hazard is identified, we will follow with specification preparation and abatement monitoring.
- As of 3/25/19, Addendum # 01 was issued. The bid date of 4/10/19 remains unchanged.
- As of 3/22/19, prepare to recommend on upcoming board meeting, an amendment for the professional services contract to gkkworks / Cannon Design to perform additional design services related to adapt the build out of the interim Kitchen 24'x40' Modular Building, in the amount of \$24,120.
- As of 3/14/19, the Board approved Procurement of Owner Furnished Contractor Installed (OFCI) Electrical System Equipment for ACCO using CMAS Agreement in the amount of \$159,985.61.
- Outreach pending on the owner furnish food service equipment for the modular kitchen.
- Construction is tentatively scheduled to start in May 2019 to include all construction.

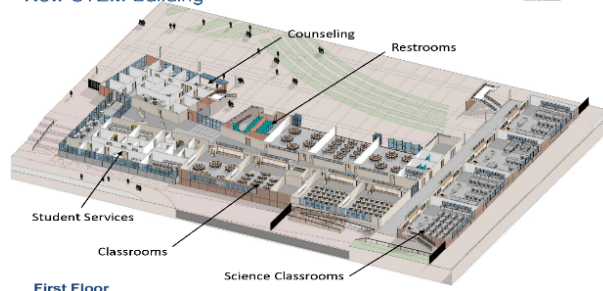
Canyon High School
New STEM Building



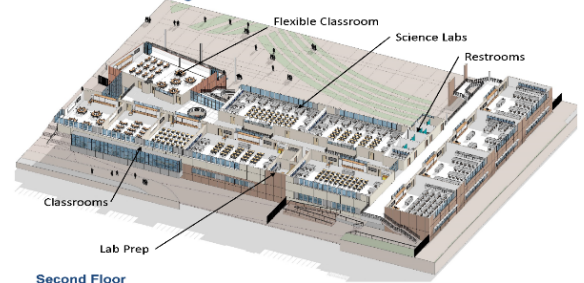
Canyon High School



Canyon High School
New STEM Building



Canyon High School
New STEM Building





EL MODENA HS SCIENCE CENTER

- | | |
|-----------------------------------------------------------------------------------------------------------------------------------------------|--------------------------------------------------------------------------------------------------------------------------------------------------------|
| <ul style="list-style-type: none">• 12 Laboratory Rooms• 1 General Classrooms• 2 Medically Fragile Classrooms | <ul style="list-style-type: none">• Relocation of Campus MDF• Technology & Utility Upgrade• Landscape Improvements |
|-----------------------------------------------------------------------------------------------------------------------------------------------|--------------------------------------------------------------------------------------------------------------------------------------------------------|

Project Update (Bid & Award):

- As of 3/19/19, issued Angeles Contractor (ACI) the Notice of Award, starting the seven (7) day calendar for submission of all upfront contract items to be submitted. Once received will prepare to issue the Notice to Proceed.
- On 3/14/19, the Board approved award of Bid No. S1819-005 El Modena High School Science Center, to the lowest responsive responsible bidder, Angeles Contractor, in the amount of \$25,818,000, whose bid is also within the estimated budget for this project. There were five (5) other submitted bids which were opened on March 4, 2019.
- Construction is tentatively scheduled to start in April 2019 to include all construction (STEM Building, Medically Fragile Classrooms, Site Infrastructure, New Fire Lanes, New Parking Lot Lighting).



EL MODENA SCIENCE CENTER
05.11.2017

Overall View



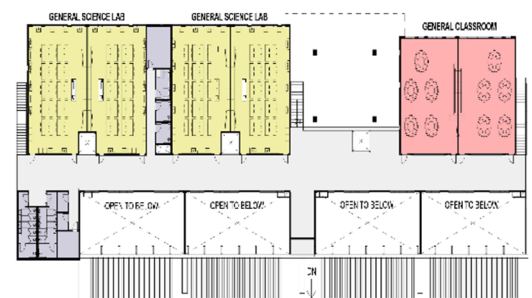
EL MODENA SCIENCE CENTER
05.11.2017

Site Aerial Diagram



EL MODENA SCIENCE CENTER
05.11.2017

First Floor Plan



EL MODENA SCIENCE CENTER
05.11.2017

Second Floor Plan



ORANGE HS UTILITY INFRASTRUCTURE

- Site Utility & Infrastructure Upgrade
 - Satellite Kitchen
 - Electrical Utility Yard
- Relocate (5) and Demolish (4) of portable classroom buildings

Project Update Increment # 1 – Site Utility Infrastructure (**Construction**):

- As of 3/29/19, Swinerton is working on the final punch list items, material turn-over, as built drawings, etc. for close out.
- On 3/14/19, Board approved Change Order # 5 in the amount of: \$95,000, for Swinerton Construction. This change order reflects; 9.91% of the 10% (\$596,542), and a revised contract amount of; \$6,556,431.
- As of 3/6/19, the District released a Partial Occupancy letter to Swinerton, allowing the turn-over of the Satellite Kitchen for school use.
- As of 3/5/19, we received temporary approval from the Orange County Department of Health on the Satellite Kitchen.

[See Construction Photo's below:](#)



Serving window equipment in place for the Satellite Kitchen (interior)



Serving window and serving lanes in place for the Satellite Kitchen. (exterior)




Satellite Kitchen equipment layout.

New wrought iron fencing and gates in place outside of building 100 (near bus turnout).



New wrought iron fencing gates in place at the new electrical yard.



Orange High School
"ONCE A PANTHER, ALWAYS A PANTHER"





ORANGE HS SCIENCE CENTER

- 12 Laboratory Rooms
- 1 General Classrooms

- New Panther Pavilion Plaza
- 2 Medically Fragile Classrooms

Project Update Increment # 2 – Science Center ([Construction](#)):

- As of 3/28/19, Pinner's demolished the Snack Shack and all necessary removals to clear the site for the new Science Center building.
- As of 3/28/19, Pinner's Baseline Schedule, Safety Plan and Schedule of Values are being revised pending comments from the construction management, program management and District.
- On 3/20/19, to keep construction moving, issued construction directive # 2 for a not-to-exceed (NTE) price of \$2,630 to cap off the domestic water line prior to the demolition of the Snack Shack.
- As of 3/8/19, Pinner Construction submitted their first payment application # 01 for bonds and insurance. Retention escrow account established.

[See Construction Photo's below:](#)



Preparation of the underground around the Snack Shack perimeter (above near new Satellite Kitchen) (below site)..



Preparing the Snack Shack for demolition (above) and the building demolished (below) (as of 3/28/19).





VILLA PARK HS SCIENCE CENTER

- | | |
|---------------------------------------------------------------------------------------------------------------------------------------------------|---------------------------------------------------------------------------------------------------------------------------------|
| <ul style="list-style-type: none"> • 12 Laboratory Rooms • 2 General Classrooms • 2 Medically Fragile Classrooms | <ul style="list-style-type: none"> • Demolish existing building 300 • Install 10 New Portable Buildings |
|---------------------------------------------------------------------------------------------------------------------------------------------------|---------------------------------------------------------------------------------------------------------------------------------|

Project Update ([Construction](#)):

- As of 3/28/19, the interim housing modular were energized. Finalizing the punch list on the units, for the beginning of furniture move from Building 300, preparing for the occupying of modular classrooms for school use after spring break (4/8/19).
- On 3/25/19, to keep construction moving, issued construction directive # 4, 5, 6 and 7 for the following not-to-exceed prices;
 - CD-04: Replace asphalt landing at modular T-33 with new header and rail; NTE \$4,800.
 - CD-05: Remove hazardous material from building 300 prior to demolition; NTE \$91,910.
 - CD-06: Vertically mount "PORT #" panel board on wall; NTE \$6,374.
 - CD-07: Correct water ponding with asphalt patch at modular; NTE \$5,000
- On 3/14/19, Board approved contract Change Order # 1 in the amount of: \$2,806.00, for Angeles Contractor Inc. (ACI). This change order reflects; 0.12% of the 10% (\$2,399,700).
- On 3/14/19, Board approved award of Belmann Relocation Group, a moving service to facilitate the temporary relocation of the Building 300 classrooms to nine (9) interim housing modular classrooms on April 2, 2019.

See Construction Photo's below:



Set new transformer and electrical panel behind interim modular classroom units.



Asphalt landing off of the modular classroom unit ramps.



Site prep in front of Building 300 for temporary driveway.



400 Amp breaker added to existing switchgear to power modular units.

3.0 PROJECT STATUS REPORT



3.1 Project Cost Estimate - Summary

Measure S Bond Program Financial Report for March 2019

| | Budget | Contracted to Date | Expended to Date | Quarterly Expense Jan '19 - Mar '19 | % Expended |
|-----------------------------|----------------------|----------------------|---------------------|----------------------------------------|------------|
| PROGRAM | | | | | |
| Phase 1 - HS Science Center | \$207,845,399 | \$108,124,830 | \$19,284,682 | \$3,437,111 | 9% |
| Phase 2 | \$80,154,601 | \$304,257 | \$300,789 | \$5,260 | 0% |
| Total | \$288,000,000 | \$108,429,087 | \$19,585,471 | \$3,442,372 | 7% |

| | | | | | |
|-----------------------------|---------------------|--------------------|--------------------|------------------|-----------|
| Canyon High School | | | | | |
| Phase 1 - HS Science Center | \$69,500,000 | \$7,365,486 | \$3,956,062 | \$135,758 | 6% |
| Phase 2 | \$2,500,000 | \$54,593 | \$54,593 | \$908 | 2% |
| Total | \$72,000,000 | \$7,420,079 | \$4,010,654 | \$136,667 | 6% |

| | | | | | |
|------------------------------|---------------------|---------------------|--------------------|------------------|-----------|
| El Modena High School | | | | | |
| Phase 1 - HS Science Center | \$40,756,811 | \$31,369,736 | \$2,674,122 | \$134,654 | 7% |
| Phase 2 | \$31,243,189 | \$81,450 | \$81,179 | \$1,504 | 0% |
| Total | \$72,000,000 | \$31,451,185 | \$2,755,301 | \$136,158 | 4% |

| | | | | | |
|-----------------------------|---------------------|---------------------|--------------------|--------------------|------------|
| Orange High School | | | | | |
| Phase 1 - HS Science Center | \$52,388,588 | \$38,812,486 | \$9,487,171 | \$2,658,047 | 18% |
| Phase 2 | \$19,611,412 | \$104,078 | \$102,068 | \$1,742 | 1% |
| Total | \$72,000,000 | \$38,916,564 | \$9,589,239 | \$2,659,789 | 13% |

| | | | | | |
|-------------------------------|---------------------|---------------------|--------------------|------------------|-----------|
| Villa Park High School | | | | | |
| Phase 1 - HS Science Center | \$45,200,000 | \$30,577,122 | \$3,167,328 | \$508,652 | 7% |
| Phase 2 | \$26,800,000 | \$64,137 | \$62,949 | \$1,107 | 0% |
| Total | \$72,000,000 | \$30,641,259 | \$3,230,277 | \$509,758 | 4% |

3.1 Project Cost Estimate - Summary



Measure S Bond Program Budget vs Actuals - By School

| Monthly Progress Report March 2019 | Budget | Year to Date Contracted | Year to Date Expense | Quarterly Expense Jan '19 - Mar '19 | % Expended |
|--------------------------------------------------------------------|---------------------|-------------------------|----------------------|-------------------------------------|----------------|
| Canyon High School | | | | | |
| 390-0000 Canyon HS IP Surveillance Camera and Systems | | | | | |
| 1. FF&E (IP Surveillance Camera) | | | | | |
| \$5000+ New Equipment | | | | | |
| CDW GOVERNMENT INC (Parts for IP Camera Systems) | \$29,337 | \$29,337 | \$29,337 | \$0 | 100.00% |
| DIGITAL NETWORKS GROUP INC (F/I IP Camera Software) | \$7,093 | \$7,093 | \$7,093 | \$0 | 100.00% |
| INTER-PACIFIC INC (Install IP Based Surveillance Camera System) | \$18,163 | \$18,163 | \$18,163 | \$908 | 100.00% |
| UNCOMMITTED | \$0 | \$0 | \$0 | \$0 | |
| | \$54,593 | \$54,593 | \$54,593 | \$908 | 100.00% |
| 5. Contingency | | | | | |
| 5.01 Project Contingency | | | | | |
| UNCOMMITTED | \$3,994 | \$0 | \$0 | \$0 | |
| | \$3,994 | \$0 | \$0 | \$0 | 0.00% |
| Total 390-0000 Canyon HS IP Surveillance Camera and Systems | \$58,587 | \$54,593 | \$54,593 | \$908 | 93.18% |
| 390-9520 Canyon HS Science Center | | | | | |
| 1. Design Cost | | | | | |
| 1.01 Architect | | | | | |
| GKKWORKS (Architect of Record) | \$3,207,430 | \$3,207,430 | \$2,215,785 | \$0 | 69.08% |
| LIONAKIS (Program Master Specifications) | \$14,058 | \$14,058 | \$14,058 | \$0 | 100.00% |
| UNCOMMITTED | \$626 | \$0 | \$0 | \$0 | |
| | \$3,222,114 | \$3,221,488 | \$2,229,843 | \$0 | 69.20% |
| 2. Construction Cost | | | | | |
| 2.01 Construction - Science Center | | | | | |
| UNCOMMITTED | \$43,935,604 | \$0 | \$0 | \$0 | |
| | \$43,935,604 | \$0 | \$0 | \$0 | 0.00% |
| 3. Program and Construction Management | | | | | |
| 3.01 Program Management Fees | | | | | |
| CUMMING CONSTRUCTION MGMT INC | \$614,748 | \$614,748 | \$454,638 | \$47,609 | 73.96% |
| UNCOMMITTED | \$1,160,767 | \$0 | \$0 | \$0 | |
| | \$1,775,515 | \$614,748 | \$454,638 | \$47,609 | 25.61% |
| 3.02 Construction Management Fees | | | | | |
| GAFCON INC | \$2,579,884 | \$2,579,884 | \$666,244 | \$83,723 | 25.82% |
| UNCOMMITTED | \$0 | \$0 | \$0 | \$0 | |
| | \$2,579,884 | \$2,579,884 | \$666,244 | \$83,723 | 25.82% |
| 4. Construction Support Costs | | | | | |
| 4.01 Rental | | | | | |



**Measure S Bond Program
Budget vs Actuals - By School**

| Monthly Progress Report March 2019 | Budget | Year to Date Contracted | Year to Date Expense | Quarterly Expense Jan '19 - Mar '19 | % Expended |
|--------------------------------------------------------------|------------------|--------------------------------|-----------------------------|--------------------------------------------|-------------------|
| SEAN KHAN CONSULTING CO INC | \$257,322 | \$257,322 | \$0 | \$0 | 0.00% |
| UNCOMMITTED | \$0 | \$0 | \$0 | \$0 | |
| | \$257,322 | \$257,322 | \$0 | \$0 | 0.00% |
| 4.02 Title, Environmental, Stormwater Management | | | | | |
| CHICAGO TITLE COMPANY | \$750 | \$750 | \$750 | \$0 | 100.00% |
| CITY OF ANAHEIM | \$2,000 | \$2,000 | \$2,000 | \$0 | 100.00% |
| CITY OF ANAHEIM - WATER | \$695 | \$695 | \$695 | \$0 | 100.00% |
| COUNTY OF ORANGE - ENVIRONMENTAL HEALTH | \$1,615 | \$1,615 | \$1,615 | \$0 | 100.00% |
| ENVIRONMENTAL AUDIT INC | \$50,800 | \$50,800 | \$21,375 | \$0 | 42.08% |
| OUSD COST OF INTEREST DISTRIBUTION FY 16/17 | \$1 | \$1 | \$1 | \$0 | 100.00% |
| UNCOMMITTED | \$118,932 | \$0 | \$0 | \$0 | |
| | \$174,793 | \$55,861 | \$26,436 | \$0 | 15.12% |
| 4.03 Commissioning | | | | | |
| P2S ENGINEERING INC | \$49,202 | \$49,202 | \$4,963 | \$0 | 10.09% |
| UNCOMMITTED | \$0 | \$0 | \$0 | \$0 | |
| | \$49,202 | \$49,202 | \$4,963 | \$0 | 10.09% |
| 4.05 DSA Review Fees | | | | | |
| DIVISION OF STATE ARCHITECT | \$494,050 | \$494,050 | \$494,050 | \$0 | 100.00% |
| UNCOMMITTED | \$286,260 | \$0 | \$0 | \$0 | |
| | \$780,310 | \$494,050 | \$494,050 | \$0 | 63.31% |
| 4.06 Postage, Printing & Advertising | | | | | |
| AMERICAN REPROGRAPHICS CO LLC | \$12,867 | \$12,867 | \$7,068 | \$4,201 | 54.93% |
| SOUTHERN CALIFORNIA NEWS GROUP | \$3,352 | \$3,352 | \$352 | \$0 | 10.50% |
| UNCOMMITTED | \$59,779 | \$0 | \$0 | \$0 | |
| | \$75,997 | \$16,219 | \$7,420 | \$4,201 | 9.76% |
| 4.07 DSA Inspection | | | | | |
| UNCOMMITTED | \$664,971 | \$0 | \$0 | \$0 | |
| | \$664,971 | \$0 | \$0 | \$0 | 0.00% |
| 4.08 DSA Construction Phase Testing | | | | | |
| UNCOMMITTED | \$664,971 | \$0 | \$0 | \$0 | |
| | \$664,971 | \$0 | \$0 | \$0 | 0.00% |
| 4.10 Labor Compliance | | | | | |
| UNCOMMITTED | \$94,996 | \$0 | \$0 | \$0 | |
| | \$94,996 | \$0 | \$0 | \$0 | 0.00% |
| 4.11 Preliminary Testing (Hazmat, Topo Survey, Geo | | | | | |
| C BELOW SUBSURFACE IMAGING (Subsurface Investigation) | \$8,445 | \$8,445 | \$8,445 | \$225 | 100.00% |
| CALIFORNIA GEOLOGICAL SURVEY (Geology and Seismology Review) | \$3,600 | \$3,600 | \$3,600 | \$0 | 100.00% |
| ENVIRONMENTAL NETWORK CORPORATION (Hazardous Material | \$4,245 | \$4,245 | \$0 | \$0 | 0.00% |
| HARRINGTON GEOTECHNICAL ENGINEERING INC (Geotechnical Soils | \$13,500 | \$13,500 | \$13,500 | \$0 | 100.00% |
| PROVENCHER, GEORGE (Fire Hydrant Flow Test) | \$720 | \$720 | \$720 | \$0 | 100.00% |
| RMA GROUP (Utility Location / Mapping) | \$26,103 | \$26,103 | \$26,103 | \$0 | 100.00% |
| XICOTENCATL ENRIQUE SALAZAR (Topographical Survey) | \$20,100 | \$20,100 | \$20,100 | \$0 | 100.00% |
| UNCOMMITTED | \$652,281 | \$0 | \$0 | \$0 | |



**Measure S Bond Program
Budget vs Actuals - By School**

| Monthly Progress Report March 2019 | | Budget | Year to Date Contracted | Year to Date Expense | Quarterly Expense Jan '19 - Mar '19 | % Expended |
|------------------------------------------------------------|--|---------------------|------------------------------------|---------------------------------|------------------------------------------------|-----------------------|
| | | \$728,994 | \$76,713 | \$72,468 | \$225 | 9.94% |
| 4.12 Utility Connection Fees | | | | | | |
| UNCOMMITTED | | \$189,991 | \$0 | \$0 | \$0 | |
| | | \$189,991 | \$0 | \$0 | \$0 | 0.00% |
| 4.13 FF&E (Laboratory Tables and Chairs, other) | | | | | | |
| UNCOMMITTED | | \$1,519,934 | \$0 | \$0 | \$0 | |
| | | \$1,519,934 | \$0 | \$0 | \$0 | 0.00% |
| 4.14 IT Technology Infrastructure | | | | | | |
| UNCOMMITTED | | \$664,971 | \$0 | \$0 | \$0 | |
| | | \$664,971 | \$0 | \$0 | \$0 | 0.00% |
| 4.15 Legal Counsel | | | | | | |
| UNCOMMITTED | | \$94,996 | \$0 | \$0 | \$0 | |
| | | \$94,996 | \$0 | \$0 | \$0 | 0.00% |
| 5. Contingency | | | | | | |
| 5.01 Construction Contingency | | | | | | |
| UNCOMMITTED | | \$3,799,836 | \$0 | \$0 | \$0 | |
| | | \$3,799,836 | \$0 | \$0 | \$0 | 0.00% |
| 5.02 Project Contingency | | | | | | |
| UNCOMMITTED | | \$8,225,599 | \$0 | \$0 | \$0 | |
| | | \$8,225,599 | \$0 | \$0 | \$0 | 0.00% |
| Total 390-9520 Canyon HS Science Center | | \$69,500,000 | \$7,365,486 | \$3,956,062 | \$135,758 | 5.69% |
| 390-TBD Canyon HS Unallocated Funds | | | | | | |
| 1. Unallocated Bond Funds | | | | | | |
| 1.01 Unbudgeted Bond Funds | | | | | | |
| UNCOMMITTED | | \$2,441,413 | \$0 | \$0 | \$0 | |
| | | \$2,441,413 | \$0 | \$0 | \$0 | 0.00% |
| Total 390-TBD Canyon HS Unallocated Funds | | \$2,441,413 | \$0 | \$0 | \$0 | 0.00% |
| Canyon High School | | \$72,000,000 | \$7,420,079 | \$4,010,654 | \$136,667 | 5.57% |

3.1 Project Cost Estimate - Summary



Measure S Bond Program Budget vs Actuals - By School

| Monthly Progress Report March 2019 | Budget | Year to Date Contracted | Year to Date Expense | Quarterly Expense Jan '19 - Mar '19 | % Expended |
|-----------------------------------------------------------------------|---------------------|-------------------------|----------------------|-------------------------------------|---------------|
| El Modena High School | | | | | |
| 391-0000 El Modena HS IP Surveillance Camera and Systems | | | | | |
| 1. FF&E (IP Surveillance Camera) | | | | | |
| 5000+ New Equipment | | | | | |
| CDW GOVERNMENT INC (Parts for IP Camera Systems) | \$39,659 | \$39,659 | \$39,388 | \$0 | 99.32% |
| DIGITAL NETWORKS GROUP INC (F/I IP Camera Software) | \$11,719 | \$11,719 | \$11,719 | \$0 | 100.00% |
| INTER-PACIFIC INC (Install IP Based Surveillance Camera System) | \$30,073 | \$30,073 | \$30,073 | \$1,504 | 100.00% |
| UNCOMMITTED | \$0 | \$0 | \$0 | \$0 | |
| | \$81,450 | \$81,450 | \$81,179 | \$1,504 | 99.67% |
| 5. Contingency | | | | | |
| 5.01 Project Contingency | | | | | |
| UNCOMMITTED | \$6,299 | \$0 | \$0 | \$0 | |
| | \$6,299 | \$0 | \$0 | \$0 | 0.00% |
| Total 391-0000 El Modena HS IP Surveillance Camera and Systems | \$87,749 | \$81,450 | \$81,179 | \$1,504 | 92.51% |
| 391-9520 El Modena HS Science Center | | | | | |
| 1. Design Cost | | | | | |
| 1.01 Architect | | | | | |
| HARLEY ELLIS DEVEREAUX (Architect of Record) | \$1,984,574 | \$1,984,574 | \$1,385,955 | \$15,523 | 69.84% |
| LIONAKIS (Program Master Specifications) | \$14,059 | \$14,059 | \$14,059 | \$0 | 100.00% |
| UNCOMMITTED | \$625 | \$0 | \$0 | \$0 | |
| | \$1,999,258 | \$1,998,633 | \$1,400,014 | \$15,523 | 70.03% |
| 2. Construction Cost | | | | | |
| 2.01 Construction (includes escalation) | | | | | |
| ANGELES CONTRACTOR, INC | \$25,818,000 | \$25,818,000 | \$0 | | 0.00% |
| ACCO ENGINEERED SYSTEMS INC | \$345,584 | \$345,584 | \$0 | | 0.00% |
| UNCOMMITTED | \$0 | \$0 | \$0 | \$0 | |
| | \$26,163,584 | \$26,163,584 | \$0 | \$0 | 0.00% |
| 3. Program and Construction Management | | | | | |
| 3.01 Program Management Fees | | | | | |
| CUMMING CONSTRUCTION MGMT INC | \$524,726 | \$524,726 | \$343,432 | \$51,749 | 65.45% |
| UNCOMMITTED | \$502,059 | \$0 | \$0 | \$0 | |
| | \$1,026,785 | \$524,726 | \$343,432 | \$51,749 | 33.45% |
| 3.02 Construction Management Fees | | | | | |
| ARCADIS U.S. INC | \$1,861,240 | \$1,861,240 | \$521,375 | \$40,293 | 28.01% |
| UNCOMMITTED | \$0 | \$0 | \$0 | \$0 | |
| | \$1,861,240 | \$1,861,240 | \$521,375 | \$40,293 | 28.01% |



**Measure S Bond Program
Budget vs Actuals - By School**

Monthly Progress Report March 2019

| | Budget | Year to Date Contracted | Year to Date Expense | Quarterly Expense Jan '19 - Mar '19 | % Expended |
|--------------------------------------------------------------|------------------|----------------------------|-------------------------|----------------------------------------|---------------|
| 4. Construction Support Costs | | | | | |
| 4.02 Title, Environmental, Stormwater Management | | | | | |
| CHICAGO TITLE COMPANY | \$0 | \$0 | \$0 | \$0 | |
| CITY OF ORANGE - WATER | \$1,500 | \$1,500 | \$1,500 | \$0 | 100.00% |
| CITY OF ORANGE (Plan Check) | \$16,048 | \$16,048 | \$16,048 | \$14,048 | 100.00% |
| ENVIRONMENTAL AUDIT INC | \$71 | \$71 | \$71 | \$0 | 100.00% |
| OUSD COST OF INTEREST DISTRIBUTION FY 16/17 | \$10,950 | \$10,950 | \$8,548 | \$0 | 78.06% |
| UNCOMMITTED | \$84,518 | \$0 | \$0 | \$0 | |
| | \$113,087 | \$28,569 | \$26,166 | \$14,048 | 23.14% |
| 4.03 Commissioning | | | | | |
| P2S ENGINEERING INC | \$30,558 | \$30,558 | \$4,930 | \$0 | 16.13% |
| UNCOMMITTED | \$0 | \$0 | \$0 | \$0 | |
| | \$30,558 | \$30,558 | \$4,930 | \$0 | 16.13% |
| 4.05 DSA Review Fees | | | | | |
| DIVISION OF STATE ARCHITECT | \$306,338 | \$306,338 | \$306,338 | \$0 | 100.00% |
| UNCOMMITTED | \$184,379 | \$0 | \$0 | \$0 | |
| | \$490,717 | \$306,338 | \$306,338 | \$0 | 62.43% |
| 4.06 Postage, Printing & Advertising | | | | | |
| AMERICAN REPROGRAPHICS CO LLC | \$16,867 | \$16,867 | \$14,936 | \$10,069 | 88.55% |
| SOUTHERN CALIFORNIA NEWS GROUP | \$3,352 | \$3,352 | \$2,024 | \$1,672 | 60.38% |
| UNCOMMITTED | \$28,950 | \$0 | \$0 | \$0 | |
| | \$49,168 | \$20,218 | \$16,960 | \$11,741 | 34.49% |
| 4.07 DSA Inspection | | | | | |
| KOURY ENGINEERING & TESTING INC (Geotechnical Engineering) | \$315,000 | \$315,000 | \$0 | \$0 | 0.00% |
| UNCOMMITTED | \$115,217 | \$0 | \$0 | \$0 | |
| | \$430,217 | \$315,000 | \$0 | \$0 | 0.00% |
| 4.08 DSA Construction Phase Testing | | | | | |
| NINYO & MOORE | \$29,981 | \$29,981 | \$0 | \$0 | 0.00% |
| UNCOMMITTED | \$400,236 | \$0 | \$0 | \$0 | |
| | \$430,217 | \$29,981 | \$0 | \$0 | 0.00% |
| 4.10 Labor Compliance | | | | | |
| UNCOMMITTED | \$61,460 | \$0 | \$0 | \$0 | |
| | \$61,460 | \$0 | \$0 | \$0 | 0.00% |
| 4.11 Preliminary Testing (Hazmat, Topo Survey, Geo | | | | | |
| ALLEGIAN FIRE PROTECTION INC (Fire Hydrant Flow Test) | \$525 | \$525 | \$525 | \$0 | 100.00% |
| CALIFORNIA GEOLOGICAL SURVEY (Geology and Seismology Review) | \$3,600 | \$3,600 | \$3,600 | \$0 | 100.00% |
| ENVIRONMENTAL NETWORK CORPORATION (Hazardous Material) | \$6,000 | \$6,000 | \$0 | \$0 | 0.00% |
| HARLEY ELLIS DEVEREAUX (Architect of Record) | \$14,908 | \$14,908 | \$14,908 | \$1,300 | 100.00% |
| PCA ARBORISTS & CONSULTANTS INC | \$1,569 | \$1,569 | \$1,569 | \$0 | 100.00% |
| THE CONVERSE PROFESSIONAL GROUP (Soils Investigation) | \$30,640 | \$30,640 | \$30,640 | \$0 | 100.00% |
| NINYO & MOORE | \$29,981 | \$29,981 | \$0 | \$0 | 0.00% |
| UNCOMMITTED | \$400,236 | \$0 | \$0 | \$0 | |
| | \$487,459 | \$87,223 | \$51,242 | \$1,300 | 10.51% |



**Measure S Bond Program
Budget vs Actuals - By School**

| Monthly Progress Report March 2019 | Budget | Year to Date Contracted | Year to Date Expense | Quarterly Expense Jan '19 - Mar '19 | % Expended |
|------------------------------------------------------------|---------------------|------------------------------------|---------------------------------|------------------------------------------------|-----------------------|
| 4.12 Utility Connection Fees (with Local Permittin | | | | | |
| SOUTHERN CALIFORNIA EDISON | \$3,665 | \$3,665 | \$3,665 | \$0 | 100.00% |
| UNCOMMITTED | \$119,254 | \$0 | \$0 | \$0 | |
| | \$122,919 | \$3,665 | \$3,665 | \$0 | 2.98% |
| 4.13 FF&E (Laboratory Tables and Chairs, other) | | | | | |
| UNCOMMITTED | \$983,354 | \$0 | \$0 | \$0 | |
| | \$983,354 | \$0 | \$0 | \$0 | 0.00% |
| 4.14 IT Technology Infrastructure | | | | | |
| UNCOMMITTED | \$84,633 | \$0 | \$0 | \$0 | |
| | \$84,633 | \$0 | \$0 | \$0 | 0.00% |
| 4.15 Legal Counsel | | | | | |
| UNCOMMITTED | \$61,460 | \$0 | \$0 | \$0 | |
| | \$61,460 | \$0 | \$0 | \$0 | 0.00% |
| 5. Contingency | | | | | |
| 5.01 Construction Contingency | | | | | |
| UNCOMMITTED | \$2,581,800 | \$0 | \$0 | \$0 | |
| | \$2,581,800 | \$0 | \$0 | \$0 | 0.00% |
| 5.02 Project Contingency | | | | | |
| UNCOMMITTED | \$3,778,895 | \$0 | \$0 | \$0 | |
| | \$3,778,895 | \$0 | \$0 | \$0 | 0.00% |
| Total 391-9520 El Modena HS Science Center | \$40,756,811 | \$31,369,736 | \$2,674,122 | \$134,654 | 6.56% |
| 391-TBD El Modena HS Unallocated Funds | | | | | |
| 1. Unallocated Bond Funds | | | | | |
| 1.01 Unbudgeted Bond Funds | | | | | |
| UNCOMMITTED | \$31,155,440 | \$0 | \$0 | \$0 | |
| | \$31,155,440 | \$0 | \$0 | \$0 | 0.00% |
| Total 391-TBD El Modena HS Unallocated Funds | \$31,155,440 | \$0 | \$0 | \$0 | 0.00% |
| El Modena High School | \$72,000,000 | \$31,451,185 | \$2,755,301 | \$136,158 | 3.83% |

3.1 Project Cost Estimate - Summary



Measure S Bond Program Budget vs Actuals - By School

| Monthly Progress Report March 2019 | Budget | Year to Date Contracted | Year to Date Expense | Quarterly Expense Jan '19 - Mar '19 | % Expended |
|--------------------------------------------------------------------|------------------|-------------------------|----------------------|-------------------------------------|----------------|
| Orange High School | | | | | |
| 392-0000 Orange HS IP Surveillance Camera and Systems | | | | | |
| 1. FF&E (IP Surveillance Camera) | | | | | |
| \$5000+ New Equipment | | | | | |
| CDW GOVERNMENT INC (Parts for IP Camera Systems) | \$55,672 | \$55,672 | \$53,662 | \$0 | 96.39% |
| DIGITAL NETWORKS GROUP INC (F/I IP Camera Software) | \$13,569 | \$13,569 | \$13,569 | \$0 | 100.00% |
| INTER-PACIFIC INC (Install IP Based Surveillance Camera System) | \$34,837 | \$34,837 | \$34,837 | \$1,742 | 100.00% |
| UNCOMMITTED | \$0 | \$0 | \$0 | \$0 | |
| | \$104,078 | \$104,078 | \$102,068 | \$1,742 | 98.07% |
| 5. Contingency | | | | | |
| 5.01 Project Contingency | | | | | |
| UNCOMMITTED | \$7,710 | \$0 | \$0 | \$0 | |
| | \$7,710 | \$0 | \$0 | \$0 | 0.00% |
| Total 392-0000 Orange HS IP Surveillance Camera and Systems | \$111,788 | \$104,078 | \$102,068 | \$1,742 | 91.30% |
| 392-9520 Demolition of Portable Buildings | | | | | |
| 2. Construction Cost | | | | | |
| 2.01 Demolition of Portable Buildings | | | | | |
| CITY OF ORANGE (Plan Check) | \$2,000 | \$2,000 | \$2,000 | \$0 | 100.00% |
| GIANNELLI ELECTRIC INC (Low Voltage Mapping) | \$45,888 | \$45,888 | \$35,298 | \$0 | 76.92% |
| GRUETT TREE CO INC (Removal of Trees) | \$7,625 | \$7,625 | \$7,625 | \$0 | 100.00% |
| INTEGRATED DEMOLITION AND REMEDIATION (Abatement and | \$44,800 | \$44,800 | \$44,800 | \$0 | 100.00% |
| J & A FENCE (Custodial Storage Fencing) | \$6,885 | \$6,885 | \$6,885 | \$0 | 100.00% |
| KYA SERVICES LLC (Install Carpet) | \$20,824 | \$20,824 | \$9,564 | \$0 | 45.93% |
| OLESH, KEITH (Termite Services) | \$1,500 | \$1,500 | \$1,500 | \$0 | 100.00% |
| SOUTHERN CALIFORNIA NEWS GROUP | \$0 | \$0 | \$0 | \$0 | |
| TIME & ALARM SYSTEMS (Disconnect Fire Alarm and Low Voltage | \$3,100 | \$3,100 | \$3,100 | \$0 | 100.00% |
| TRIMARK RAYGAL LLC | \$89,860 | \$89,860 | \$85,367 | \$85,367 | 95.00% |
| UNIVERSAL ASPHALT CO (Remove and Patch Asphalt) | \$6,830 | \$6,830 | \$6,830 | \$0 | 100.00% |
| UNCOMMITTED | \$0 | \$0 | \$0 | \$0 | |
| | \$229,312 | \$229,312 | \$202,969 | \$85,367 | 88.51% |
| Total 392-9520 Demolition of Portable Buildings | \$229,312 | \$229,312 | \$202,969 | \$85,367 | 88.51% |
| 392-9520 Orange HS Site Improvements (DSA 04-116673) | | | | | |
| 1. Design Cost | | | | | |
| 1.01 Architect | | | | | |
| SILVER CREEK INDUSTRIES INC (Engineering for Warming Kitchen | \$29,682 | \$29,682 | \$29,682 | \$0 | 100.00% |
| UNCOMMITTED | \$0 | \$0 | \$0 | \$0 | |
| | \$29,682 | \$29,682 | \$29,682 | \$0 | 100.00% |



**Measure S Bond Program
Budget vs Actuals - By School**

Monthly Progress Report March 2019

| | Budget | Year to Date Contracted | Year to Date Expense | Quarterly Expense Jan '19 - Mar '19 | % Expended |
|-----------------------------------------------------------|--------------------|----------------------------|-------------------------|----------------------------------------|----------------|
| 2. Construction Cost | | | | | |
| 2.01 Construction | | | | | |
| SWINERTON BUILDERS | \$6,461,428 | \$6,461,428 | \$5,077,089 | \$770,294 | 78.58% |
| ACCO ENGINEERED SYSTEMS INC | \$209,074 | \$209,074 | \$209,074 | \$770,294 | 100.00% |
| UNCOMMITTED | \$95,000 | \$0 | \$0 | \$0 | |
| | \$6,765,502 | \$6,670,502 | \$5,286,162 | \$1,540,588 | 78.13% |
| 4. Construction Support Costs | | | | | |
| 4.02 Title, Environmental, Stormwater Management | | | | | |
| ORANGE COUNTY HEALTH CARE AGENCY | \$1,470 | \$1,470 | \$1,470 | \$0 | 100.00% |
| UNCOMMITTED | \$0 | \$0 | \$0 | \$0 | |
| | \$1,470 | \$1,470 | \$1,470 | \$0 | 100.00% |
| 4.05 DSA Review Fees | | | | | |
| DIVISION OF STATE ARCHITECT | \$27,430 | \$27,430 | \$27,430 | \$0 | 100.00% |
| UNCOMMITTED | \$0 | \$0 | \$0 | \$0 | |
| | \$27,430 | \$27,430 | \$27,430 | \$0 | 100.00% |
| 4.06 Postage, Printing & Advertising | | | | | |
| AMERICAN REPROGRAPHICS CO LLC | \$7,206 | \$7,206 | \$7,206 | \$0 | 100.00% |
| SOUTHERN CALIFORNIA NEWS GROUP | \$1,264 | \$1,264 | \$1,264 | \$0 | 100.00% |
| UNCOMMITTED | \$1 | \$0 | \$0 | \$0 | |
| | \$8,471 | \$8,470 | \$8,470 | \$0 | 99.99% |
| 4.07 DSA Inspection | | | | | |
| KNOWLAND CONSTRUCTION SERVICES | \$104,480 | \$104,480 | \$96,985 | \$38,080 | 92.83% |
| UNCOMMITTED | \$0 | \$0 | \$0 | \$0 | |
| | \$104,480 | \$104,480 | \$96,985 | \$38,080 | 92.83% |
| 4.08 DSA Construction Phase Testing | | | | | |
| NINYO & MOORE | \$113,255 | \$113,255 | \$112,544 | \$22,438 | 99.37% |
| UNCOMMITTED | \$0 | \$0 | \$0 | \$0 | |
| | \$113,255 | \$113,255 | \$112,544 | \$22,438 | 99.37% |
| 4.11 Preliminary Testing (Hazmat, Topo Survey, Geo | | | | | |
| ENVIRONMENTAL NETWORK CORPORATION (Hazardous Material | \$9,100 | \$9,100 | \$6,680 | \$3,370 | 73.41% |
| UNCOMMITTED | \$0 | \$0 | \$0 | \$0 | |
| | \$9,100 | \$9,100 | \$6,680 | \$3,370 | 73.41% |
| 5. Contingency | | | | | |
| 5.01 Construction Contingency | | | | | |
| UNCOMMITTED | \$11,778 | \$0 | \$0 | \$0 | |
| | \$11,778 | \$0 | \$0 | \$0 | 0.00% |
| 5.02 Project Contingency | | | | | |
| UNCOMMITTED | \$298,271 | \$0 | \$0 | \$0 | |
| | \$298,271 | \$0 | \$0 | \$0 | 0.00% |



Measure S Bond Program Budget vs Actuals - By School

| Monthly Progress Report March 2019 | Budget | Year to Date Contracted | Year to Date Expense | Quarterly Expense Jan '19 - Mar '19 | % Expended |
|-------------------------------------------------------------------|---------------------|-------------------------|----------------------|-------------------------------------|---------------|
| Total 392-9520 Orange HS Site Improvements (DSA 04-116673) | \$7,369,439 | \$6,964,389 | \$5,569,423 | \$1,604,475 | 75.57% |
| 392-9520 Orange HS Science Bldg (DSA 04-116859) | | | | | |
| 1. Design Cost | | | | | |
| 1.01 Architect | | | | | |
| LIONAKIS (Program Master Specifications) | \$2,402,202 | \$2,402,202 | \$1,826,161 | \$170,735 | 76.02% |
| UNCOMMITTED | \$563 | \$0 | \$0 | \$0 | |
| | \$2,402,765 | \$2,402,202 | \$1,826,161 | \$170,735 | 76.00% |
| 2. Construction Cost | | | | | |
| 2.01 Construction of Science Center | | | | | |
| PINNER CONSTRUCTION | \$26,109,000 | \$26,109,000 | \$223,347 | \$223,347 | 0.86% |
| ACCO ENGINEERED SYSTEMS INC | \$62,883 | \$62,883 | | | 0.00% |
| UNCOMMITTED | \$114 | \$0 | \$0 | \$0 | |
| | \$26,171,997 | \$26,171,883 | \$223,347 | \$223,347 | 0.85% |
| 3. Program and Construction Management | | | | | |
| 3.01 Program Management Fees | | | | | |
| CUMMING CONSTRUCTION MGMT INC | \$576,735 | \$576,735 | \$394,917 | \$51,749 | 68.47% |
| UNCOMMITTED | \$761,753 | \$0 | \$0 | \$0 | |
| | \$1,338,488 | \$576,735 | \$394,917 | \$51,749 | 29.50% |
| 3.02 Construction Management Fees | | | | | |
| BALFOUR BEATTY CONSTRUCTION | \$1,640,520 | \$1,640,520 | \$808,495 | \$505,890 | 49.28% |
| UNCOMMITTED | \$0 | \$0 | \$0 | \$0 | |
| | \$1,640,520 | \$1,640,520 | \$808,495 | \$505,890 | 49.28% |
| 4. Construction Support Costs | | | | | |
| 4.02 Title, Environmental, Stormwater Management | | | | | |
| CHICAGO TITLE COMPANY | \$1,500 | \$1,500 | \$1,500 | \$0 | 100.00% |
| OUSD COST OF INTEREST DISTRIBUTION FY 16/17 | \$1 | \$1 | \$1 | \$0 | 100.00% |
| PLACEWORKS INC | \$52,231 | \$52,231 | \$52,231 | \$0 | 100.00% |
| STATE WATER RESOURCES CONTROL BOARD (SWRCB) | \$200 | \$200 | \$200 | \$0 | 100.00% |
| UNCOMMITTED | \$95,298 | \$0 | \$0 | \$0 | |
| | \$149,230 | \$53,932 | \$53,932 | \$0 | 36.14% |
| 4.03 Commissioning | | | | | |
| P2S ENGINEERING INC | \$30,585 | \$30,585 | \$5,000 | \$0 | 16.35% |
| UNCOMMITTED | \$4,755 | \$0 | \$0 | \$0 | |
| | \$35,340 | \$30,585 | \$5,000 | \$0 | 14.15% |
| 4.05 DSA Review Fees | | | | | |
| DIVISION OF STATE ARCHITECT | \$252,750 | \$252,750 | \$252,750 | \$0 | 100.00% |
| OUSD REVOLVING CASH | \$500 | \$500 | \$500 | \$0 | 100.00% |
| UNCOMMITTED | \$245,705 | \$0 | \$0 | \$0 | |
| | \$498,955 | \$253,250 | \$253,250 | \$0 | 50.76% |



Measure S Bond Program Budget vs Actuals - By School

Monthly Progress Report March 2019

| | Budget | Year to Date Contracted | Year to Date Expense | Quarterly Expense Jan '19 - Mar '19 | % Expended |
|--------------------------------------------------------------|--------------------|----------------------------|-------------------------|----------------------------------------|---------------|
| 4.06 Postage, Printing & Advertising | | | | | |
| AMERICAN REPROGRAPHICS CO LLC | \$11,305 | \$11,305 | \$8,021 | \$260 | 70.96% |
| SOUTHERN CALIFORNIA NEWS GROUP | \$8,878 | \$8,878 | \$8,518 | \$0 | 95.93% |
| UNCOMMITTED | \$36,867 | \$0 | \$0 | \$0 | |
| | \$57,050 | \$20,183 | \$16,539 | \$260 | 28.99% |
| 4.07 DSA Inspection | | | | | |
| UNCOMMITTED | \$468,832 | \$0 | \$0 | \$0 | |
| | \$468,832 | \$0 | \$0 | \$0 | 0.00% |
| 4.08 DSA Construction Phase Testing | | | | | |
| NINYO & MOORE | \$335,032 | \$335,032 | \$0 | \$0 | 0.00% |
| UNCOMMITTED | \$125,025 | \$0 | \$0 | \$0 | |
| | \$460,057 | \$335,032 | \$0 | \$0 | 0.00% |
| 4.10 Labor Compliance | | | | | |
| UNCOMMITTED | \$81,902 | \$0 | \$0 | \$0 | |
| | \$81,902 | \$0 | \$0 | \$0 | 0.00% |
| 4.11 Preliminary Testing (Hazmat, Topo Survey, Geo | | | | | |
| CALIFORNIA GEOLOGICAL SURVEY (Geology and Seismology Review) | \$3,600 | \$3,600 | \$3,600 | \$0 | 100.00% |
| KOURY ENGINEERING & TESTING INC (Geotechnical Engineering) | \$13,300 | \$13,300 | \$13,300 | \$0 | 100.00% |
| PENCO ENGINEERING INC (Topographical Survey Services) | \$42,350 | \$42,350 | \$41,070 | \$0 | 96.98% |
| RMA GROUP (Utility Location / Mapping) | \$49,533 | \$49,533 | \$49,533 | \$0 | 100.00% |
| UNCOMMITTED | \$580,704 | \$0 | \$0 | \$0 | |
| | \$689,487 | \$108,783 | \$107,503 | \$0 | 15.59% |
| 4.12 Utility Connection Fees (with Local Permittin | | | | | |
| CITY OF ORANGE (Plan Check) | \$2,500 | \$2,500 | \$2,500 | \$0 | 100.00% |
| SOUTHERN CALIFORNIA EDISON | \$6,912 | \$6,912 | \$6,912 | \$0 | 100.00% |
| UNCOMMITTED | \$154,391 | \$0 | \$0 | \$0 | |
| | \$163,803 | \$9,412 | \$9,412 | \$0 | 5.75% |
| 4.13 FF&E (Laboratory Tables and Chairs, other) | | | | | |
| CONEXWEST | \$9,466 | \$9,466 | \$9,419 | \$9,419 | 99.51% |
| VORTEX INDUSTRIES, INC. | \$6,804 | \$6,804 | \$6,804 | \$6,804 | 100.00% |
| UNCOMMITTED | \$1,294,158 | \$0 | \$0 | \$0 | |
| | \$1,310,428 | \$16,270 | \$16,223 | \$16,223 | 1.24% |
| 4.15 Legal Counsel | | | | | |
| UNCOMMITTED | \$81,902 | \$0 | \$0 | \$0 | |
| | \$81,902 | \$0 | \$0 | \$0 | 0.00% |
| 5. Contingency | | | | | |
| 5.01 Construction Contingency | | | | | |
| UNCOMMITTED | \$2,610,900 | \$0 | \$0 | \$0 | |
| | \$2,610,900 | \$0 | \$0 | \$0 | 0.00% |
| 5.02 Project Contingency | | | | | |
| UNCOMMITTED | \$6,628,181 | \$0 | \$0 | \$0 | |
| | \$6,628,181 | \$0 | \$0 | \$0 | 0.00% |



**Measure S Bond Program
Budget vs Actuals - By School**

| Monthly Progress Report March 2019 | Budget | Year to Date Contracted | Year to Date Expense | Quarterly Expense Jan '19 - Mar '19 | % Expended |
|-------------------------------------------------------|---------------------|------------------------------------|---------------------------------|------------------------------------------------|-----------------------|
| Total 392-9520 Orange HS Science Bldg (DSA 04-116859) | \$44,789,837 | \$31,618,785 | \$3,714,779 | \$968,205 | 8.29% |
| 392-TBD Orange HS Unallocated Funds | | | | | |
| 1. Unallocated Bond Funds | | | | | |
| 1.01 Unbudgeted Bond Funds | | | | | |
| UNCOMMITTED | \$19,499,624 | \$0 | \$0 | \$0 | |
| | \$19,499,624 | \$0 | \$0 | \$0 | 0.00% |
| Total 392-TBD Orange HS Unallocated Funds | \$19,499,624 | \$0 | \$0 | \$0 | 0.00% |
| Orange High School | \$72,000,000 | \$38,916,564 | \$9,589,239 | \$2,659,789 | 13.32% |

3.1 Project Cost Estimate - Summary



Measure S Bond Program Budget vs Actuals - By School

| Monthly Progress Report March 2019 | Budget | Year to Date Contracted | Year to Date Expense | Quarterly Expense Jan '19 - Mar '19 | % Expended |
|------------------------------------------------------------------------|---------------------|-------------------------|----------------------|-------------------------------------|---------------|
| Villa Park High School | | | | | |
| 394-0000 Villa Park HS IP Surveillance Camera and Systems | | | | | |
| 1. FF&E (IP Surveillance Camera) | | | | | |
| \$5000+ New Equipment | | | | | |
| CDW GOVERNMENT INC (Parts for IP Camera Systems) | \$33,369 | \$33,369 | \$32,182 | \$0 | 96.44% |
| DIGITAL NETWORKS GROUP INC (F/I IP Camera Software) | \$8,635 | \$8,635 | \$8,635 | \$0 | 100.00% |
| INTER-PACIFIC INC (Install IP Based Surveillance Camera System) | \$22,133 | \$22,133 | \$22,133 | \$1,107 | 100.00% |
| UNCOMMITTED | \$0 | \$0 | \$0 | \$0 | |
| | \$64,137 | \$64,137 | \$62,949 | \$1,107 | 98.15% |
| 5. Contingency | | | | | |
| 5.01 Project Contingency | | | | | |
| UNCOMMITTED | \$4,930 | \$0 | \$0 | \$0 | |
| | \$4,930 | \$0 | \$0 | \$0 | 0.00% |
| Total 394-0000 Villa Park HS IP Surveillance Camera and Systems | \$69,067 | \$64,137 | \$62,949 | \$1,107 | 91.14% |
| 394-9520 Villa Park HS Science Center | | | | | |
| 1. Design Cost | | | | | |
| 1.01 Architect | | | | | |
| DKS ASSOCIATES (Specialty Consulting - Traffic Engineering) | \$78,310 | \$78,310 | \$14,400 | \$14,400 | 18.39% |
| LIONAKIS (Program Master Specifications) | \$14,059 | \$14,059 | \$14,059 | \$0 | 100.00% |
| LPA INC (Architect of Record) | \$2,412,840 | \$2,412,840 | \$1,547,183 | \$57,035 | 64.12% |
| UNCOMMITTED | \$73,921 | \$0 | \$0 | \$0 | |
| | \$2,579,130 | \$2,505,209 | \$1,575,642 | \$71,435 | 61.09% |
| 2. Construction Cost | | | | | |
| 2.01 Construction | | | | | |
| ACCO ENGINEERED SYSTEMS INC | \$187,356 | \$187,356 | \$0 | \$0 | 0.00% |
| ANGELES CONTRACTOR, INC | \$23,997,000 | \$23,997,000 | \$0 | \$0 | 0.00% |
| UNCOMMITTED | \$2,806 | \$0 | \$0 | \$0 | |
| | \$24,187,162 | \$24,184,356 | \$0 | \$0 | 0.00% |
| 3. Program and Construction Management | | | | | |
| 3.01 Program Management Fees | | | | | |
| CUMMING CONSTRUCTION MGMT INC | \$566,731 | \$566,731 | \$374,095 | \$55,889 | 66.01% |
| UNCOMMITTED | \$588,404 | \$0 | \$0 | \$0 | |
| | \$1,155,135 | \$566,731 | \$374,095 | \$55,889 | 32.39% |
| 3.02 Construction Management Fees | | | | | |
| CORDOBA CORPORATION | \$1,744,430 | \$1,744,430 | \$572,835 | \$95,340 | 32.84% |
| UNCOMMITTED | \$0 | \$0 | \$0 | \$0 | |
| | \$1,744,430 | \$1,744,430 | \$572,835 | \$95,340 | 32.84% |



**Measure S Bond Program
Budget vs Actuals - By School**

Monthly Progress Report March 2019

| | Budget | Year to Date Contracted | Year to Date Expense | Quarterly Expense Jan '19 - Mar '19 | % Expended |
|--------------------------------------------------------------|------------------|----------------------------|-------------------------|----------------------------------------|---------------|
| 4. Construction Support Costs | | | | | |
| 4.01 Rental | | | | | |
| ELITE MODULAR LEASING & SALES INC | \$433,129 | \$433,129 | \$242,284 | \$242,284 | 55.94% |
| UNCOMMITTED | \$45,559 | \$0 | \$0 | \$0 | |
| | \$478,688 | \$433,129 | \$242,284 | \$242,284 | 50.61% |
| 4.02 Title, Environmental, Stormwater Management | | | | | |
| CHICAGO TITLE COMPANY | \$750 | \$750 | \$750 | \$0 | 100.00% |
| OUSD COST OF INTEREST DISTRIBUTION FY 16/17 | \$1 | \$1 | \$1 | \$0 | 100.00% |
| PLACEWORKS INC | \$87,059 | \$87,059 | \$73,237 | \$0 | 84.12% |
| UNCOMMITTED | \$13,840 | \$0 | \$0 | \$0 | |
| | \$101,650 | \$87,810 | \$73,987 | \$0 | 72.79% |
| 4.03 Commissioning | | | | | |
| P2S ENGINEERING INC | \$31,635 | \$31,635 | \$3,700 | \$0 | 11.70% |
| UNCOMMITTED | \$0 | \$0 | \$0 | \$0 | |
| | \$31,635 | \$31,635 | \$3,700 | \$0 | 11.70% |
| 4.05 DSA Review Fees | | | | | |
| DIVISION OF STATE ARCHITECT | \$249,516 | \$249,516 | \$249,516 | \$38,150 | 100.00% |
| UNCOMMITTED | \$127,582 | \$0 | \$0 | \$0 | |
| | \$377,098 | \$249,516 | \$249,516 | \$38,150 | 66.17% |
| 4.06 Postage, Printing & Advertising | | | | | |
| AMERICAN REPROGRAPHICS CO LLC | \$15,206 | \$15,206 | \$10,483 | \$1,043 | 68.94% |
| SOUTHERN CALIFORNIA NEWS GROUP | \$3,352 | \$3,352 | \$1,768 | \$0 | 52.74% |
| UNCOMMITTED | \$25,637 | \$0 | \$0 | \$0 | |
| | \$44,195 | \$18,558 | \$12,251 | \$1,043 | 27.72% |
| 4.07 DSA Inspection | | | | | |
| BPI INSPECTION SERVICE | \$361,760 | \$361,760 | \$0 | \$0 | 0.00% |
| UNCOMMITTED | \$24,947 | \$0 | \$0 | \$0 | |
| | \$386,707 | \$361,760 | \$0 | \$0 | 0.00% |
| 4.08 DSA Construction Phase Testing | | | | | |
| NINYO & MOORE | \$300,000 | \$300,000 | \$1,735 | \$1,735 | 0.58% |
| UNCOMMITTED | \$86,707 | \$0 | \$0 | \$0 | |
| | \$386,707 | \$300,000 | \$1,735 | \$1,735 | 0.45% |
| 4.10 Labor Compliance | | | | | |
| UNCOMMITTED | \$55,244 | \$0 | \$0 | \$0 | |
| | \$55,244 | \$0 | \$0 | \$0 | 0.00% |
| 4.11 Preliminary Testing (Hazmat, Topo Survey, Geo) | | | | | |
| CALIFORNIA GEOLOGICAL SURVEY (Geology and Seismology Review) | \$3,600 | \$3,600 | \$3,600 | \$0 | 100.00% |
| ENVIRONMENTAL NETWORK CORPORATION (Hazardous Material) | \$3,140 | \$3,140 | \$0 | \$0 | 0.00% |
| LEIGHTON CONSULTING INC (Geotechnical Engineering) | \$20,000 | \$20,000 | \$16,549 | \$0 | 82.75% |
| PSOMAS (Topographical Survey) | \$27,000 | \$27,000 | \$21,034 | \$0 | 77.90% |
| RMA GROUP (Utility Location / Mapping) | \$26,890 | \$26,890 | \$19,100 | \$2,775 | 71.03% |
| SPECTRUM FIRE PROTECTION (Fire Hydrant Flow Test) | \$1,000 | \$1,000 | \$1,000 | \$0 | 100.00% |



**Measure S Bond Program
Budget vs Actuals - By School**

| Monthly Progress Report March 2019 | Budget | Year to Date Contracted | Year to Date Expense | Quarterly Expense Jan '19 - Mar '19 | % Expended |
|------------------------------------------------------------|---------------------|------------------------------------|---------------------------------|------------------------------------------------|-----------------------|
| UNCOMMITTED | \$377,672 | \$0 | \$0 | \$0 | |
| | \$459,302 | \$81,630 | \$61,283 | \$2,775 | 13.34% |
| 4.12 Utility Connection Fees (with Local Permittin | | | | | |
| UNCOMMITTED | \$110,488 | \$0 | \$0 | \$0 | |
| | \$110,488 | \$0 | \$0 | \$0 | 0.00% |
| 4.13 FF&E (Laboratory Tables and Chairs, other) | | | | | |
| CULVER-NEWLIN INC | \$12,359 | \$12,359 | \$0 | \$0 | 0.00% |
| UNCOMMITTED | \$871,544 | \$0 | \$0 | \$0 | |
| | \$883,903 | \$12,359 | \$0 | \$0 | 0.00% |
| 4.14 IT Technology Infrastructure | | | | | |
| UNCOMMITTED | \$199,351 | \$0 | \$0 | \$0 | |
| | \$199,351 | \$0 | \$0 | \$0 | 0.00% |
| 4.15 Legal Counsel | | | | | |
| UNCOMMITTED | \$55,244 | \$0 | \$0 | \$0 | |
| | \$55,244 | \$0 | \$0 | \$0 | 0.00% |
| 5. Contingency | | | | | |
| 5.02 Construction Contingency | | | | | |
| UNCOMMITTED | \$2,396,894 | \$0 | \$0 | \$0 | |
| | \$2,396,894 | \$0 | \$0 | \$0 | 0.00% |
| 5.02 Project Contingency | | | | | |
| UNCOMMITTED | \$9,567,037 | \$0 | \$0 | \$0 | |
| | \$9,567,037 | \$0 | \$0 | \$0 | 0.00% |
| Total 394-9520 Villa Park HS Science Center | \$45,200,000 | \$30,577,122 | \$3,167,328 | \$508,652 | 7.01% |
| 394-TBD Villa Park Unallocated Funds | | | | | |
| 1. Unallocated Bond Funds | | | | | |
| 1.01 Unbudgeted Bond Funds | | | | | |
| UNCOMMITTED | \$26,730,933 | \$0 | \$0 | \$0 | |
| | \$26,730,933 | \$0 | \$0 | \$0 | 0.00% |
| Total 394-TBD Villa Park Unallocated Funds | \$26,730,933 | \$0 | \$0 | \$0 | 0.00% |
| Villa Park High School | \$72,000,000 | \$30,641,259 | \$3,230,277 | \$509,758 | 4.49% |

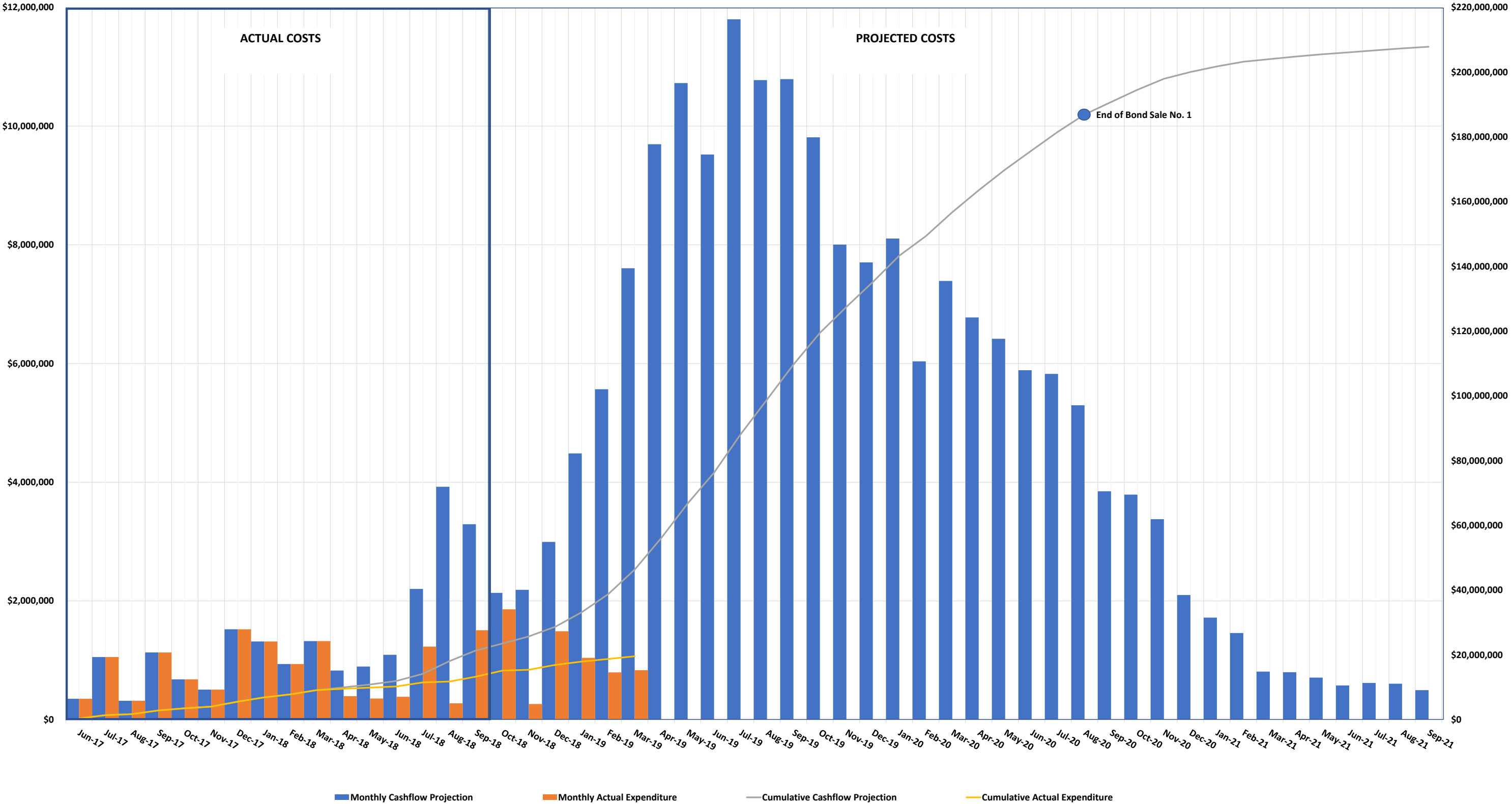
3.2 Cash Flow Projections



MEASURE S BOND PROGRAM - SCIENCE CENTER CASH FLOW PROJECTION

Actual Costs thru March 31, 2019

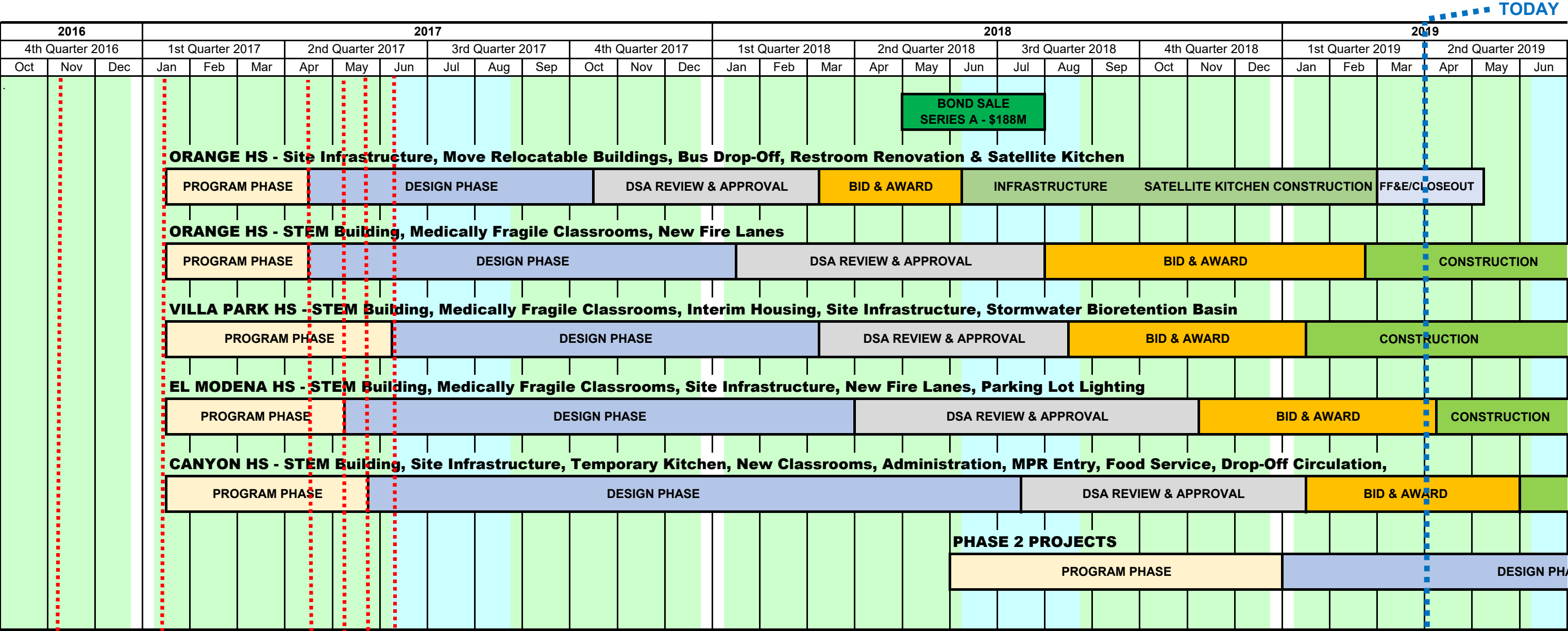
Projected Costs thru September 30, 2021



4.0 PROGRAM SCHEDULE SUMMARY



MEASURE S BOND PROGRAM - PROGRAM SCHEDULE SUMMARY



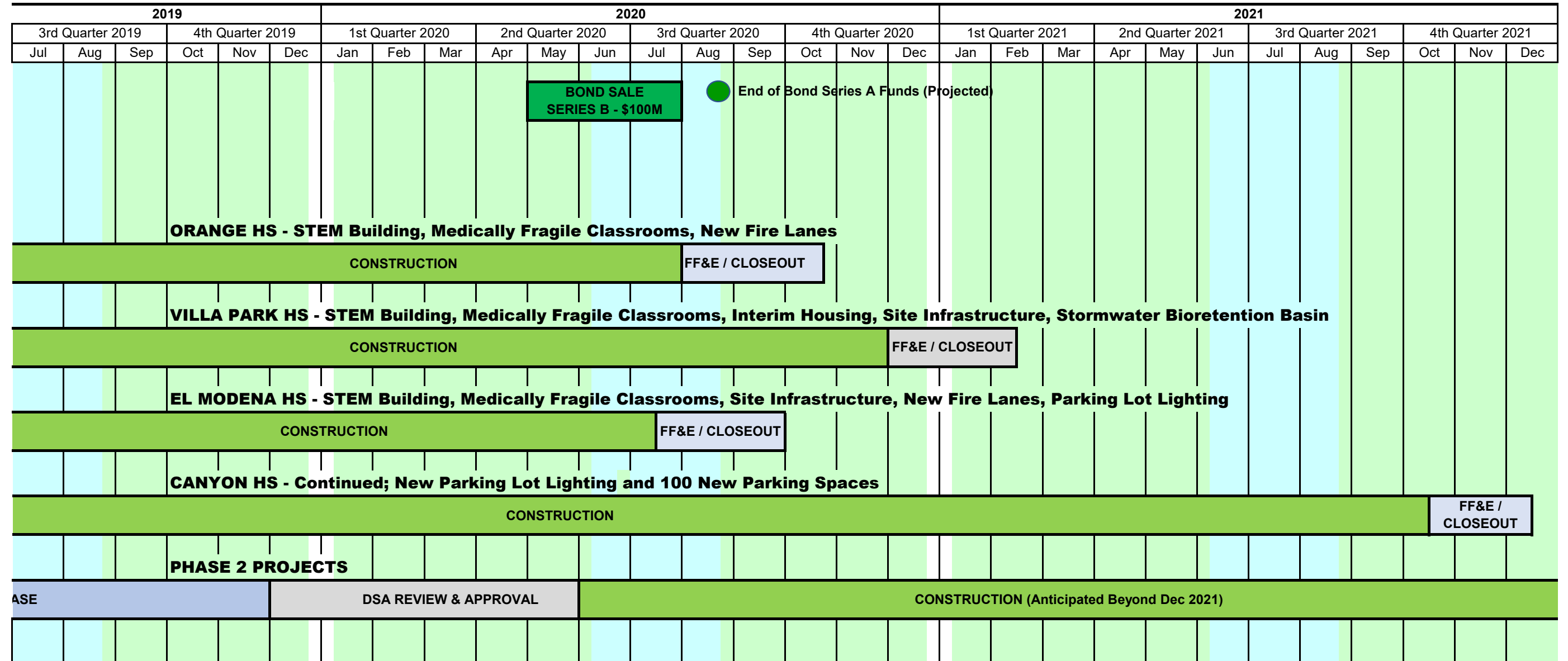
TODAY

TODAY

- Bond Measure S Passes by 62% on 11/8/16
- Program Manager Starts Work 1/17/17
- Orange HS Schematic Design & Budget Approved 4/13/17
- El Modena HS Schematic Design & Budget Approved 5/11/17
- Canyon HS Schematic Design & Budget Approved 5/25/17
- Villa Park HS Schematic Design & Budget Approved 6/8/17



MEASURE S BOND PROGRAM - PROGRAM SCHEDULE SUMMARY



Board of Education

Alexia Deligianni-Brydges, Ed. D, President

Kathryn A. Moffat, Vice-President

Kris Erickson

Andrea Yamasaki

Rick Ledesma

John Ortega

Brenda Lebsack

Gunn Marie Hansen, Ph.D.

Superintendent

David A. Rivera

Assistant Superintendent/CBO

Business Services

Scott Harvey

Senior Executive Director

Administrative Services



Facilities & Planning Department

Measure S Bond Program

726 W. Collins Avenue

Orange, CA 92867

T: (714) 628-4500