



NAME \_\_\_\_\_

DATE \_\_\_\_\_

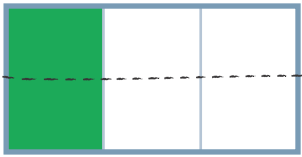
(PAGE 1 OF 2)

## About the Mathematics in This Unit

Dear Family,

Our class is starting a new mathematics unit about fractions called *Fraction Cards and Decimal Grids*. During this unit, students represent halves, fourths, eighths, thirds, sixths, twelfths, fifths, and tenths; find equivalent fractions; and compare fractions. Students are introduced to decimal notation, represent decimals, and compare decimals. They begin computation with fractions: adding and subtracting fractions and multiplying fractions by whole numbers.

Throughout the unit, students work toward these goals:

Benchmark/Goal	Examples
Identify equivalent fractions and explain why they are equivalent.	$\frac{1}{3} = \frac{2}{6}$  <p>I broke the thirds in half to make sixths. There are two sixths in <math>\frac{1}{3}</math>.</p>
Compare fractions with like and unlike denominators.	<p>Which is greater, <math>\frac{5}{6}</math> or <math>\frac{3}{4}</math>?</p> <p><math>\frac{5}{6} &gt; \frac{3}{4}</math> because <math>\frac{3}{4}</math> is <math>\frac{1}{4}</math> away from 1 and <math>\frac{5}{6}</math> is only <math>\frac{1}{6}</math> away from 1.</p>
Add and subtract fractions and mixed numbers with like denominators.	<p>Nadeem is walking to the park, which is <math>\frac{9}{10}</math> of a mile away. He has walked <math>\frac{4}{10}</math> of a mile. How much farther does Nadeem have to walk?</p>
Multiply a fraction by a whole number.	<p>Richard's recipe for chocolate chip cookies requires <math>\frac{1}{4}</math> of a cup of sugar. He wants to make 6 batches of cookies. How much sugar does he need?</p> <p><math>6 \times \frac{1}{4} = \underline{\hspace{2cm}}</math></p>


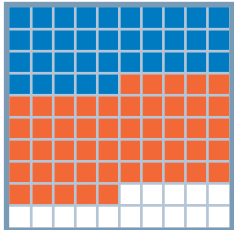
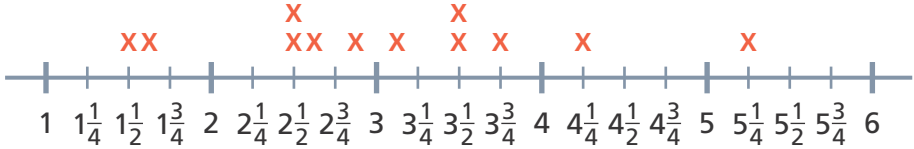


NAME \_\_\_\_\_

DATE \_\_\_\_\_

(PAGE 2 OF 2)

## About the Mathematics in This Unit

Benchmark/Goal	Examples	
Read, write, and compare decimals in tenths and hundredths.		How much of the square is colored in?  Decimal: $.56$ Fraction: $\frac{56}{100}$
Add tenths and hundredths.		$\frac{35}{100} + \frac{5}{10} = \frac{85}{100}$ $.35 + .5 = .85$
Represent data on a line plot including fourths and eighths.	 Butterfly Wingspans (inches)	

In our math class, students spend time discussing problems in depth and are asked to share their reasoning and solutions. It is important that your child solve math problems in ways that make sense to him or her. At home, encourage your child to explain the math thinking that supports those solutions. Please look for more information and activities about *Fraction Cards and Decimal Grids* that will be sent home in the coming weeks.