



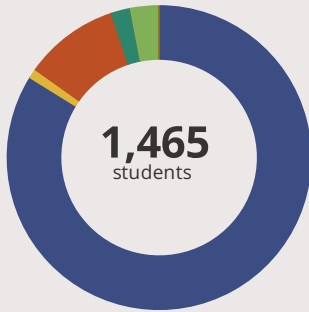
Crystal Lake South High School

1200 S McHenry Ave Crystal Lake, IL 60014 (815) 455-3860

Grades: 9 - 12
District: CHSD 155

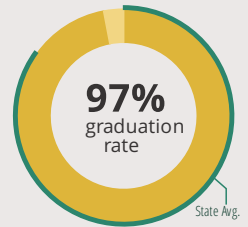
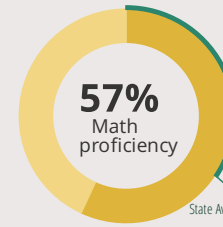
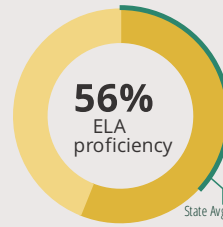
Principal: Josh Nobilio
Superintendent: Mr. Steven Olson

Fast Facts



Student Characteristics

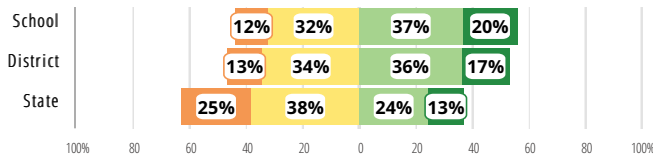
White	83%
Black	1%
Hispanic	10%
Asian	2%
American Indian	0%
Two or More Races	3%
Pacific Islander	0%
Low Income	19%
English Learners	1%
With Disabilities	11%
Homeless	0%



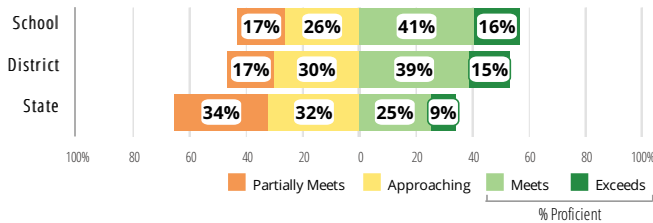
Academic Success

High school students take the SAT in English Language Arts and Math. The display shows SAT ELA & Math results in four performance levels.

English Language Arts



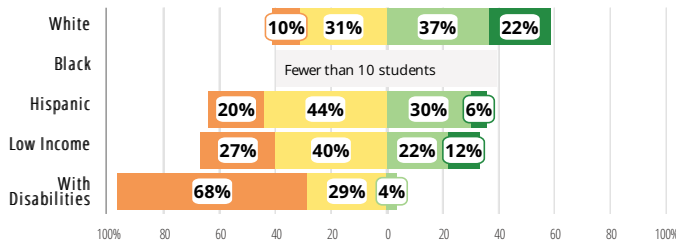
Mathematics



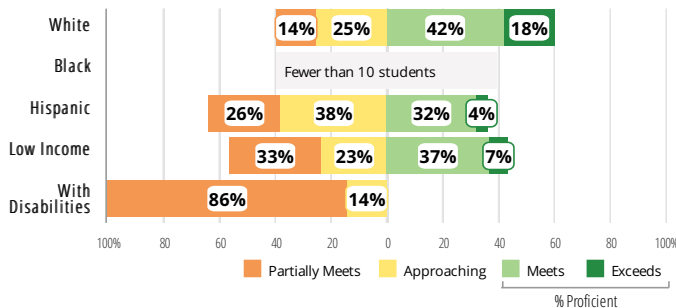
Success by Student Group

This display shows SAT ELA & Math performance levels for each student group. No data is shown for groups with fewer than 10 students.

English Language Arts



Mathematics



School Environment



The **5Essentials Survey** allows students in grades 6-12 and all teachers to share their perspectives on essential conditions for learning. The anonymous survey consists of 5 components.

- Most implementation
- More implementation
- Average implementation
- Less implementation
- Least implementation
- Not Applicable/Low Response

Response Rates

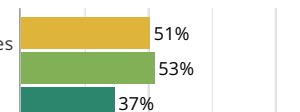
Students	-
Teachers	-

- Effective Leaders**
Do principals and teachers implement a shared vision for success?
- Collaborative Teachers**
Do teachers collaborate to promote professional growth?
- Ambitious Instruction**
Are classes challenging and engaging?
- Supportive Environment**
Is the school safe, demanding, and supportive?
- Involved Families**
Does the entire staff build strong external relationships?

College Readiness


Early College Coursework

Students taking early college coursework in grades 10, 11, and 12



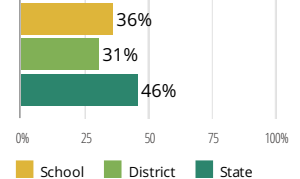
Postsecondary Enrollment

Students who enroll at colleges and universities



Community College Remediation (lower is better)

Students enrolled in Illinois community colleges who require remedial coursework





Crystal Lake South High School

School Highlights

Academic Courses

CHSD 155 offers 20 AP and 2 dual credit courses, 4 languages and many electives, including nationally recognized programs Project Lead the Way and Virtual Enterprises International. For more information regarding course offerings, please consult your student's counselor and visit this link: <http://ww2.d155.org>

Physical Education, Health and Wellness

CHSD 155 offers daily physical education and related courses such as Health. Each course emphasizes wellness with a variety of activities and associated fitness testing. For additional information, please consult your student's counselor and visit this link: <http://ww2.d155.org/default.aspx>.

Other Programs and Activities

CHSD 155 offers band, choir and theatre, as well as over 20 other extracurricular programs for student participation. For more information, please visit this link: <http://ww2.d155.org/cls/actdirectory>.

School Awards

CHSD 155 schools have been recognized by organizations such as the College Board, Newsweek and World Report for academic excellence. In athletics and extracurriculars each of the schools have earned state titles or similar recognition. Majority of teachers have earned Master's Degrees (or beyond). Numerous teachers have achieved Nat. Board Cert.

Career Development Courses and Programs

CHSD 155 offers articulated credit opportunities with McHenry County College in the area of Career Development. Business, Industrial Tech and Family and Consumer Sciences courses may qualify. For more information, please consult your student's counselor and visit this link: <http://ww2.d155.org>.

Athletics

As member schools of IHSA and Fox Valley Conference, CHSD 155 offers many athletic opportunities for our students: 10 boys' programs, 11 girls' programs. For more information, please visit this link: <http://ww2.d155.org/cls/AthDirectory>.

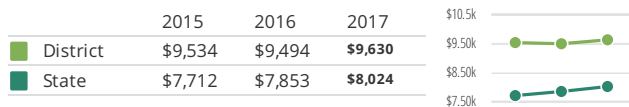
School Personnel Resources

Department Chair, Librarian/Media Specialist, Paraprofessional, School Guidance Counselor, School Nurse, School Social Worker, Special Education Teacher, Speech Language Pathologist-non teaching, Student Dean

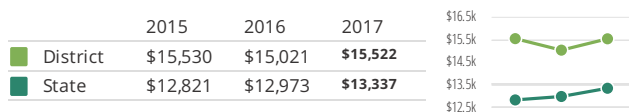
Facilities

District Finance

Instructional Spending per Pupil includes only the activities directly dealing with the teaching of students or the interaction between teachers and students.



Operational Spending per Pupil includes all costs for overall operations in this school's district, including Instructional Spending, but excluding summer school, adult education, capital expenditures, and long-term debt payments.



Educator Measures

This school has had **3 principal(s)** over the past 6 years. In the last three years, an average of **94% of teachers** return to this school each year.

Student Attendance and Mobility

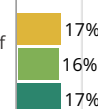
Attendance Rate

Rate at which students are present at school, not including excused or unexcused absences



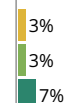
Chronic Absenteeism

Percentage of students who miss 10% or more of school days per year either with or without a valid excuse



Student Mobility

Percentage of students who transfer in or out of the school during the school year, not including graduates



Teacher Retention

Percentage of full time teachers who return to the same school year to year



0% 25 50 75 100%

School District State

FOR MORE INFORMATION

Visit IllinoisReportCard.com to see additional details about each item of information for this school. There you will find charts spanning multiple years, detailed explanations, resources, more of the school's programs and activities, and powerful tools that let you dig deeper into data.

Most of this data has been collected by ISBE from school districts through data systems. Some information, such as the School Highlights, is entered directly by principals and can be updated throughout the year.