



NAME _____

DATE _____

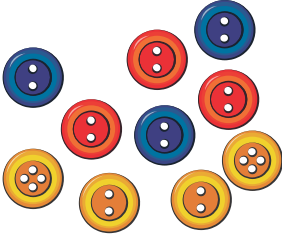

(PAGE 1 OF 2)

About the Mathematics in this Unit

Dear Family,

Our class is starting a new unit in mathematics called *Counting Quantities, Comparing Lengths*. The focus of this unit is on counting and comparing quantities and beginning to explore measurement by directly comparing objects to see which is longer.

Throughout this unit, students will be working toward these goals:

BENCHMARKS/GOALS	EXAMPLES
Count and count out a set of up to 10 objects.	<p>How many buttons are there?</p>  <p>“Can you count out 8 pencils?”</p>
Describe length and decide which of two objects is longer.	<p>Which is longer?</p> 

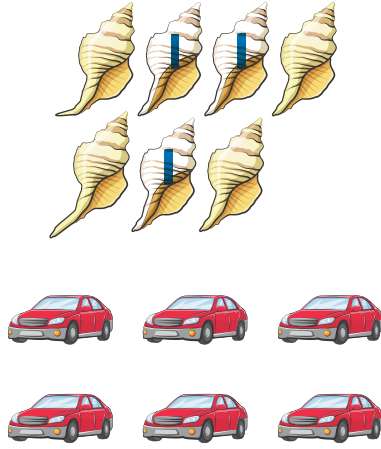


NAME _____

DATE _____

(PAGE 2 OF 2)

About the Mathematics in this Unit

BENCHMARKS/GOALS	EXAMPLES
Compare two quantities up to 10 to determine which is greater.	<p>Are there more cars or shells?</p>  <p>The illustration shows two groups of objects for comparison. The top group consists of 7 seashells arranged in two rows: 4 in the top row and 3 in the bottom row. The bottom group consists of 6 red cars arranged in two rows: 3 in the top row and 3 in the bottom row. Each seashell has a small blue vertical line on its side, and each car is a red sedan.</p>

In our math class, students engage in math problems and activities and discuss the underlying concepts. They are asked to share their reasoning and solutions. It is important that children solve math problems accurately in ways that make sense to them. At home, encourage your child to explain his or her math thinking to you.

In the coming weeks you will receive more information about this unit as well as suggestions for activities to do at home.